COUNTY COUNCIL

9:00 A.M., WEDNESDAY, AUGUST 26, 2020

AGENDA

1. Call to Order.
2. Moment of Silent Reflection.
3. National Anthem.
4. Roll Call.
5. Disclosure of Pecuniary Interest and General Nature Thereof.
6. Adoption of the Minutes of March 17, 2020, April 1, 2020, April 29, 2020 and May 27, 2020.
7. Warden's Address.
8. Delegations:
   (a) 9:10 a.m. - Ms. Karen Black, CPA, CA, Partner, Scott Rosien Black & Locke, Chartered Accountants to present the 2019 Auditor's Report for the County of Renfrew.
   (b) 9:20 a.m. – StrategyCorp to overview the interim report on the Service Delivery Review.
9. Correspondence.
10. Committee Reports:

	Page
(a) Finance & Administration Committee	3
(b) Health Committee	105
(c) Development & Property Committee	140
(d) Operations Committee	199
(e) Social Services Committee	246

11. By-laws:
    (a) By-law 81-20 - A By-law to Repeal By-law 27-20 being a By-law to Adopt Amendment No. 30 to the Official Plan of the County of Renfrew
    (b) By-law 82-20 - A By-Law to Rescind By-Law 8-16 Being a By-Law for the Execution of a Land Use Agreement with Keetna Snowmobile Club and Snow Country Snowmobile Association
    (c) By-law 83-20 - A By-Law to Execute a Contract for the Roofing Replacement and Exterior Wall Repairs to the Cobden Patrol Garage.
    (d) By-law 84-20 - A By-Law for the Execution of a Professional Services Agreement PWC-2020-48 for the Transportation Study and Detailed Design of County Road 51 (Petawawa Boulevard) Intersections from County Road 26 (Doran Street) Northerly 1.2 Km to Garrison Petawawa, in the Town of Petawawa

(e) By-law 85-20 - A By-Law to Amend By-Law 75-14 for the Extension of Contract No. PWO-2014-17 for the Supply & Delivery of Diesel Fuel, Gasoline, Heating Oil and Above Ground Storage Tank Rentals.

(f) By-law 86-20 - A By-Law to Amend By-Law 85-10, Being a By-Law to Govern the Proceedings of the Council and Committees of the County of Renfrew.

(g) By-law 87-20 - A By-law to Enter Into a Lease Agreement with Macquarie Equipment Finance Ltd. for Lease of Symantec/Broadcom Software Licences

12. Notice of Motions.

13. Members' Written Motions.

14. New Business.

15. Closed Meeting – to discuss advice that is subject to solicitor-client privilege (County OP).

16. Confirmatory By-law 88-20 A By-law to Confirm the Proceedings of the Council of the County of Renfrew at the Meeting held on August 26, 2020.

17. Adjournment.

NOTE: Any submissions received from the public, either orally or in writing may become part of the public record/package.

August 26, 2020

To the Council of the Corporation
Of the County of Renfrew

Members of County Council:

We, your **Finance & Administration Committee**, wish to report and recommend as follows:

INFORMATION

1. Council Remuneration

Tabled is the Treasurer's Statement of Remuneration and Expenses paid to County Council at June 30, 2020.

2. Treasurer's Report – June 30, 2020

As directed by County Council, the Treasurer's Report is to be provided on a quarterly basis from January to September. Accordingly, tabled is a copy of the June 2020 Treasurer's Report for the General Revenue Fund, Bonnechere Manor, Miramichi Lodge, Public Works and Renfrew County Housing Corporation, along with the monthly one page financial summary.

3. 2021 Budget Guidelines

Tabled is the 2021 budget schedule. As requested by Councillor Donohue, an additional row was added to include the date of the September 30, 2020 County Council meeting to adopt the budget guidelines for staff. Our Committee also noted that the budget workshop was scheduled from January 25 and 26 , which conflicts with the ROMA conference date, therefore the tabled budget schedule reflects the new date of January 18 and 19, 2021.

At the April 29, 2015 session of County Council, the Long Term Financial Plan (LTFP) was presented with the following Resolution No. FA-CC-15-04-46 being adopted:
"THAT County Council approve the Long Term Financial Plan to be used as a guideline for future budget deliberations to strategically finance the County of Renfrew's Asset Management Plan; AND FURTHER THAT the Long Term Financial Plan and scorecard be reviewed each year as part of the budget process."

The long term financial plan approved by County Council includes the following components:

- projected annual levy increase of 3%;
- restriction in the use of that levy increase to only 2.5% per year for operating expenses;

- utilization of the annual current value assessment (CVA) weighted growth into capital reserves (estimated at 1.48%); and
- new debt for projects in excess of $3 million;
- annual Provincial funding of at least $500 thousand;
- annual Federal Gas Tax funding of at least $2.6 million; and
- Minimum Capital Reserve balance of $2 million.

Council must also consider these guidelines over the next several weeks and provide staff with budget guidelines at the September 10, 2020 Finance & Administration Committee meeting. Specifically, staff are seeking direction on:

(a) Confirmation of the principles established within the long term financial plan;
(b) Overall target levy increase for 2021;
(c) 2021 non union COLA increases; and
(d) Approval of the 2021 Budget Schedule.

Our Committee also noted that during the budget review by the Committees in January, any changes that these Committees asked for were not made immediately in the budget document, but were only summarized and discussed in the presentation at the end of the workshop. Staff indicated that they utilized this process due to the time involved in preparing the 250 page slide deck/PowerPoint presentation that accompanied the budget workshop, in addition to the 7 day turnaround to have the budget document printed and coil bound by an external company. After our August 13, 2020 Finance & Administration Committee meeting a separate working group, comprised of Warden Robinson, Chair Murphy, Councillor Hunt, Mr. Moreau and Mr. Foss met to discuss Mr. Hunt's request to amend the current format of the Financial Statements. Further details of this discussion will be provided at the September meeting. This working group also discussed the budget workshop document and is recommending that staff eliminate the creation of the large slide deck/PowerPoint presentation and simply email a copy of the consolidated budget document to all Council members following the Finance & Administration Committee meeting in January, prior to the Budget Workshop on Monday, January 18, 2021. This will allow for all changes at each Committee meeting to be made immediately within the 2021 budget and to be included in the email.

4. <u>2020 Land Ambulance Services Grant (LASG)</u>

Tabled is a letter received August 10, 2020 from the Honourable Christine Elliott, Deputy Premier and Minister of Health advising that they will provide the County of Renfrew revised funding of up to $8,636,827 with respect to the Land Ambulance Services Grant (LASG) for the 2020 calendar year. The 2020 County of Renfrew budget included an estimate of $8,872,473 in Provincial funding, leaving a shortfall of $235,646 in 50/50 funding. The Chief Administrative Officer has asked the Director of Paramedic Services to make recommendations regarding expenditure reductions in response to this reduced funding.

5. Reopening Ontario (A Flexible Response to COVID-19) Act, 2000 (Bill 195)

Tabled is an AMO Policy Update dated July 27, 2020 entitled "$4B Municipal Announcement, Provincial Emergency Ended, Provincial Orders, and Rural Economic Development." On July 7, 2020, the government introduced Bill 195, An Act to enact the Reopening Ontario (A Flexible Response to COVID-19) Act, 2000 (Bill 195) which enables it to continue Orders made under sections 7.0.2 or 7.1 of the Emergency Management and Civil Protection Act (EMCPA) even after the declared emergency comes to an end.

The passage of Bill 195 suggests that, notwithstanding the end of the Declared State of Emergency in Ontario, the government expects that it may need to continue to exercise emergency powers for some time into the future, and the Bill is designed to facilitate those powers while maintaining some level of accountability to the public.

6. COVID-19 Economic Recovery Act, 2020 (Bill 197)

Tabled is a letter dated July 8, 2020 addressed to Heads of Council from the Honourable Steve Clark, Minister of Municipal Affairs and Housing informing that the province has introduced the COVID-19 Economic Recovery Act, 2020 to help get Ontario back on track. The proposed bill will address three critical needs Ontario faces: restarting jobs and development, strengthening communities, and creating opportunity for people.

Bill 197 received Royal Assent on July 21, 2020 and amends numerous acts such as the Development Charges Act, 1997, Environmental Assessment Act, Planning Act, Justices of the Peace Act, and Municipal Act. There are several items of interest for the County of Renfrew:

- Electronic Participation in Meetings and Proxy Voting: Currently, virtual meetings may only be held during a Declaration of Emergency made by either the Province or the municipality under the Emergency Management and Civil Protection Act. The proposed legislation would allow for meetings to occur virtually outside of an emergency. The legislation also proposes a permissive provision to allow members of council to vote by proxy if included in a municipality's procedural by-law (see Item # 9 below).
- Changes to the Development Charges Act: Including further expanding the list of eligible services funded through Development Charges. Bill 197 expands that definition to include social services like childcare, affordable housing, long-term care, and emergency preparedness. This change may place a great burden on the County of Renfrew to fund a number of services that have been traditionally cost shared with the Province of Ontario. At some point Council may need to investigate whether a Development Charge would be appropriate for the County of Renfrew.
- Changes to Community Benefits Charges under the Planning Act: including flexibility to fund any municipal service as long as it is not being recovered by another mechanism.

- Municipal Court Administration under the Provincial Offences Act: Proposed amendments to the Act would allow court filings and proceedings to continue by electronic means.

7. Safe Restart Agreement – COVID-19 Funding

Tabled is a letter dated August 12, 2020 to Warden Debbie Robinson advising that as part of the federal-provincial Safe Restart Agreement, the Ontario Government announced that it had secured up to $4 billion in emergency assistance to provide Ontario's 444 municipalities with the support they need to respond to COVID-19. As a result, Phase 1 of this funding will be allocated on a per household basis and the County of Renfrew will receive a payment of $2,780,100 to support our COVID-19 operating costs and pressures. In order to receive this funding, Mr. Jeffrey Foss, Treasurer has signed and returned the letter by email on August 12, 2020.

Tabled is an AMO Policy Update dated August 12, 2020 providing additional details on the Social Services Relief Funding.

RESOLUTIONS

8. 2019 Auditor's Report

RESOLUTION NO. FA-CC-20-08-66

Moved by Chair
Seconded by Committee

THAT County Council approve the 2019 Auditor's Report for the Corporation of the County of Renfrew for the year ended December 31, 2019.

Background
Once again for 2019, there were no audit adjustments to the unaudited financial statements for the year ended December 31, 2019 as provided to the Standing Committees and to County Council earlier this year.

Tabled is the 2019 Financial Report, which will also be posted on the County of Renfrew website after this session of County Council.

In accordance with the rules and regulations of the Institute of Chartered Professional Accountants of Canada, the Auditors' Report must be approved by the governing body for the Corporation.

Ms. Karen Black, CPA, CA, Partner, Scott Rosien Black & Locke has provided us with the following:
(a) Tabled is a letter addressed to Ms. Jennifer Murphy, Chair of the Finance & Administration Committee confirming their independence with respect to the

relationship between the County of Renfrew and their firm in order for them to express an objective opinion on the financial statements of the Corporation of the County of Renfrew. They have advised that the total fees charged to the County of Renfrew for audit services were $47,001 and $7,607 for other services during the period from January 1, 2019 to December 31, 2019.

(b) Tabled is a letter addressed to the County of Renfrew from Ms. Karen Black, CPA, CA, Partner, Scott Rosien Black & Locke advising that as part of the audit process they are to bring to our attention any matters encountered and to offer comments and recommendations. Accordingly, as a result of their audit examination and after reviewing and testing the Corporation's financial systems and related internal control, they have no specific recommendations that need to be considered by Council at this time.

(c) Tabled is a letter addressed to Chair Jennifer Murphy, Finance & Administration Committee from Ms. Karen Black, CPA, CA, Partner, Scott Rosien Black & Locke providing their audit findings for the Corporation of the County of Renfrew.

BY-LAWS

9. Electronic Participation in Council Meetings

RESOLUTION NO. FA-CC-20-08-64

Moved by Chair
Seconded by Committee

THAT County Council approve the following amendments to the Procedural By-law to allow for electronic participation in meetings until June 30, 2021;
AND FURTHER THAT a new Section 6.2 Electronic Participation in Meetings be added in order to hold electronic meetings according to the following guidelines:

(a) Any Councillor participating electronically must be located within the Province of Ontario unless an Elected Official is on municipal business.

(b) In the event of an interruption in connectivity for a member that is participating electronically, the meeting will resume without the participant and their absence will be noted in the minutes.

(c) All members participating electronically in a Closed Session of Council or Standing Committee shall declare to the presiding officer and the Clerk that they are in a private room, where:

i. No other persons can overhear the deliberations;
ii. The internet connection is secure and not publically accessible; and
iii. It is strongly recommended that Councillors wear earbuds or headphones when in a closed session.

AND FURTHER THAT Section 7 of the Procedural By-law 'Place of Meeting' be amended to read as follows: "All the meetings of Council will be held in the Council Chamber of the County Administration Building, 9 International Drive, Pembroke, Ontario or at such place as the Warden and Chief Administrative Officer/Clerk may from time to time determine;

AND FURTHER THAT a By-Law to Amend By-Law 85-10, being a By-Law to Govern the Proceedings of the Council and Committees of the County of Renfrew be adopted at the next session of County Council.
AND FURTHER THAT Council not take any action on proxy voting at this time.

Background
Attached as Appendix I and II are two documents dated July 2020 from the Ministry of Municipal Affairs and Housing, entitled "Electronic Participation in Municipal Meetings" and "Proxy Voting for Municipal Council Members".

Premier Ford declared a State of Emergency for Ontario on March 17, 2020 due to the 2019 Novel Coronavirus (COVID-19) Pandemic. On March 19, 2020 the Ontario government enacted the Municipal Emergency Act, 2020 which amends the Municipal Act, 2001 and the City of Toronto Act, 2006 to provide that, during emergencies, members of councils, local boards and committees who participate electronically in open and closed meetings may be counted for the purposes of quorum. On July 8, 2020 announced new legislation, Bill 197, An Act to amend the Municipal Act, 2001, to assist municipal governments and local boards during the COVID-19 Pandemic and permits virtual meetings when either the Province of Ontario or the municipality are in a State of Emergency. Our Procedural By-law was amended on April 1, 2020 to allow virtual meetings during an emergency.

On July 21, 2020, Bill 197, An Act to amend various statutes in response to COVID-19 and to enact, amend and repeal various statutes received Royal Assent. Section 12 of the Bill amends several provisions of the Municipal Act, 2001 to allow a municipality to amend their Procedural By-laws to provide for full electronic participation in open and closed meetings and may be counted as quorum and therefore vote. The bill also allows proxy voting for Municipal Council Members.

Electronic Participation in Municipal Meetings
The proposed amendments to the Procedural by-law are intended to be in place until June 30, 2021 at which time the provisions relating to electronic meetings will sunset. Council will then need to determine how best to move forward with the continuation of electronic meetings.

The following procedural rules will apply for electronic participation in meetings:
1. Any Councillor participating electronically must be located within the Province of Ontario unless on municipal business.
2. In the event of an interruption in connectivity for a member that is participating electronically, the meeting will resume without the participant and their absence will be noted in the minutes.
3. All members participating electronically in a Closed Session of Council or Committee shall declare to the Presiding Officer and the Clerk that they are in a private room, where:
   i. No other persons can overhear the deliberations;
   ii. The internet connection is secure and not publically accessible; and

iii. It is strongly recommended that Councillors wear earbuds or headphones when in a closed session.

Considerations for June 2021:

1. Warden must be in attendance in the Council Chamber at all Council meetings. If he or she is unable to attend the meeting, the Acting Warden will chair the meeting.
2. Participation in meetings electronically should be for specific reasons such as a significant weather event or illness.
3. At least 50% of the Councillors should be in attendance in the Council Chamber**.**

Staff will be reviewing options for the purchase of camera equipment in order to livestream our committee and council meetings and will be bringing it forward in the 2021 budget.

Proxy Voting
Section 243.1 of the Municipal Act states that "The Procedure By-law may provide that, in accordance with a process to be established by the clerk, a member of council may appoint another member of council as a proxy to act in their place when they are absent." On November 28, 2018, County Council adopted By-law Number 113-18, a By-law to Provide for the Appointment of Alternate Members to County Council. Lower-tier Municipalities do not have an opportunity to appoint alternate members and therefore proxy voting is more applicable to them.

10. Symantec Software Licenses Lease Agreement

RESOLUTION NO. FA-CC-20-06-56

Moved by Chair
Seconded by Committee

THAT County Council adopt a By-law authorizing the Warden and the Clerk to sign a lease agreement with Macquarie Equipment Finance Ltd. for Symantec/Broadcom Software Licenses.

Background
Renewal for the County of Renfrew's two Symantec/Broadcom security software licenses were due and Information Technology staff determined the best option available. Previously, the County of Renfrew was able to renew these licenses using a three-year renewal that was paid annually to obtain a lower price. Unfortunately, this option is no longer available. Symantec has sold off these two security software products to Broadcom, therefore we now have to purchase these software security licenses as new licenses and not renewals. Also, over the past three years, an additional 50 computers have been added to the network resulting in an increase to the required number of licenses for each piece of software. Symantec/Broadcom was able to provide us with a discount that is comparable to the renewal pricing. The 2020 Information Technology Budget included a budgeted amount of $15,100 and the annual lease payment is $13,630.25 + $1,771.93 HST for a total annual lease payment of $15,402.18. At our June meeting, our Committee adopted Resolution No.: FA-CC-20-06-56, unfortunately, staff

did not receive the final lease agreement from Macquarie Financing Ltd. by the June County Council meeting. This agreement has now been received and the lease opinion, By-law and agreement are included for consideration at this session.

All of which is respectfully submitted.

Jennifer Murphy, Chair

And Committee Members, J. Brose, G. Doncaster, M. Donohue, B. Hunt, T. Peckett, D. Robinson, R. Sweet.

JUNE 2020 - YEAR-TO-DATE

To the Warden and Members of the Renfrew County Council:

The following is an itemized statement of remuneration and expenses paid to, and on behalf of each member of Renfrew County Council.

	Payroll				Payroll & Accounts Payable	Payroll & Accounts Payable	Accounts Payable		
Name	**Salary**	**ADHOC Per Diem**	**Mileage**	**Expenses**	**FCM AMO Advocacy / Delegations**	**CONVENTION Expenses ($3,900 max)**	**ADHOC Expenses**	**OTHER Expenses**	**TOTAL**
Bennett, David	5,863.35	0.00	530.00	0.00	0.00	0.00	0.00	0.00	6,393.35
Brose, James	6,742.50	486.00	469.64	0.00	0.00	813.06	0.00	0.00	8,511.20
Doncaster, Glenn	5,863.35	972.00	707.00	0.00	2,226.31	813.06	0.00	0.00	10,581.72
Donohue, Michael	7,030.00	972.00	640.51	0.00	161.35	1,616.02	0.00	0.00	10,419.88
Emon, Peter	5,863.35	1,944.00	778.80	0.00	6,932.61	0.00	0.00	0.00	15,518.76
Grills, Deborah	5,863.35	0.00	670.88	0.00	0.00	0.00	0.00	0.00	6,534.23
Hunt, Brian	5,863.35	243.00	686.10	0.00	0.00	0.00	0.00	0.00	6,792.45
Keller, Sheldon	5,863.35	0.00	999.46	0.00	0.00	0.00	0.00	0.00	6,862.81
Love, Kim	6,742.50	486.00	736.64	0.00	0.00	0.00	0.00	0.00	7,965.14
Lynch, Daniel (Stack, Walte	5,863.35	729.00	1,067.84	0.00	0.00	2,805.76	0.00	0.00	10,465.95
Murphy, Jennifer	6,742.50	1,215.00	565.44	0.00	0.00	1,448.05	0.00	290.14	10,261.13
Peckett, Tom	6,742.50	0.00	764.64	0.00	0.00	810.61	0.00	0.00	8,317.75
Regier, Cathy	5,863.35	0.00	162.38	0.00	0.00	1,616.03	0.00	0.00	7,641.76
Reinwald, John	5,863.35	486.00	718.88	0.00	0.00	0.00	0.00	0.00	7,068.23
Robinson, Debbie	26,775.00	4,860.00	749.47	38.06	0.00	0.00	0.00	5,845.70	38,268.23
Sweet, Robert	7,030.00	1,215.00	363.44	0.00	0.00	0.00	0.00	0.00	8,608.44
Visneskie Moore, Janice	5,863.35	0.00	309.76	0.00	0.00	0.00	0.00	0.00	6,173.11
TOTAL	$ 126,438.50	$ 13,608.00	$ 10,920.88	$ 38.06	$ 9,320.27	$ 9,922.59	$ -	$ 6,135.84	$ 176,384.14

COUNTY OF RENFREW
TREASURER'S REPORT - GENERAL REVENUE FUND
June 2020

	YTD ACTUAL	YTD BUDGET	over / (under) VARIANCE	FULL YEAR BUDGET
PUBLIC WORKS	4,252,920	4,752,516	(499,596)	16,899,091
Operations Committee	**4,252,920**	**4,752,516**	**(499,596)**	**16,899,091**
PROPERTY - Pembroke Admin	147,185	248,096	(100,911)	464,053
PROPERTY - Renfrew County Place	(91,979)	(131,023)	39,044	(234,273)
PROPERTY - Base Stations	(99,325)	(81,006)	(18,319)	0
PROPERTY - Arnprior Office	(39,644)	(40,348)	704	0
PROPERTY - Renfrew OPP	(72,428)	(77,571)	5,143	0
FORESTRY DEPT.	23,984	6,383	17,601	27,444
TRAILS DEPT.	28,768	149,753	(120,985)	304,500
GIS	117,958	121,004	(3,046)	241,997
ECONOMIC DEVELOPMENT	120,839	202,795	(81,956)	428,057
ENTERPRISE CENTRE	14,028	11,023	3,005	28,055
OTTAWA VALLEY TOURIST ASSOCIATION	93,430	134,771	(41,341)	269,549
PLANNING DEPARTMENT	323,297	342,160	(18,863)	684,320
Development & Property Committee	**566,112**	**886,037**	**(319,925)**	**2,213,702**
BONNECHERE MANOR	726,940	726,942	(2)	1,453,880
MIRAMICHI LODGE	608,513	608,514	(1)	1,217,025
OTHER LONG TERM CARE	33,515	48,894	(15,379)	97,783
HEALTH SERVICES	799,001	799,002	(1)	1,598,003
PARAMEDIC SERVICE	3,935,275	3,671,152	264,123	7,998,059
EMERGENCY MANAGEMENT	82,985	117,372	(34,387)	184,738
Health Committee	**6,186,229**	**5,971,876**	**214,353**	**12,549,488**
ONTARIO WORKS	458,331	573,887	(115,556)	1,245,175
CHILD CARE	176,189	256,540	(80,351)	512,780
SOCIAL HOUSING	2,443,608	2,444,306	(698)	4,892,189
Social Services Committee	**3,078,128**	**3,274,733**	**(196,605)**	**6,650,144**
MEMBERS OF COUNCIL	202,368	261,044	(58,676)	611,092
GENERAL - ADMINISTRATION	375,660	469,781	(94,121)	912,775
INFORMATION TECHNOLOGY	186,744	279,754	(93,010)	459,507
HUMAN RESOURCES DEPARTMENT	109,690	121,502	(11,812)	242,024
Publicity/Public Relations	1,276	7,500	(6,224)	15,000
AGRICULTURE & REFORESTATION	1,520	10,002	(8,482)	20,000
PROVINCIAL OFFENCES ADMINISTRATION	(111,057)	(282,287)	171,230	(560,264)
PROPERTY ASSESSMENT	777,724	777,724	0	1,555,448
FINANCIAL EXPENSE	2,869,946	348,173	2,521,773	9,808,279
Finance & Administration Committee	**4,413,872**	**1,993,193**	**2,420,679**	**13,063,861**
Total Net Expenses	**18,497,261**	**16,878,355**	**1,618,906**	**51,376,286**
County Levy	23,626,957	23,626,952	5	47,253,904
Other Revenue	3,112,563	1,687,385	1,425,178	4,122,382
Total Revenue	**26,739,520**	**25,314,337**	**1,425,183**	**51,376,286**
Municipal Surplus / (Deficit)	**8,242,260**	**8,435,982**	**(193,722)**	**0**

COUNTY OF RENFREW
TREASURER'S REPORT - GENERAL REVENUE FUND
June 2020

	YTD ACTUAL	YTD BUDGET	over / (under) VARIANCE	FULL YEAR BUDGET
MEMBERS OF COUNCIL	**202,368**	**261,044**	**(58,676)**	**611,092**
AMO Board Expenses	6,350	4,165	2,185	10,000
Computer Supplies	9,399	2,502	6,897	5,000
Council - Conventions	9,923	31,200	(21,277)	62,400
Council - Mileage	10,921	17,500	(6,579)	42,000
Council - Salaries	99,664	101,575	(1,912)	243,784
Councillor Benefits - EHC/Dental	19,037	25,000	(5,963)	60,000
Councillor Group Insurance	2,210	2,290	(80)	5,500
Councillor Liability Insurance	8,338	8,150	188	8,150
Councillor Ad Hoc Meeting per Diem	8,748	12,015	(3,267)	28,834
Ad Hoc Meeting Expenses	0	0	0	0
CPP,UIC,Employer Health Tax	7,925	6,665	1,260	16,000
FCM Board Expenses	2,226	4,165	(1,939)	10,000
Hospitality	5,826	10,002	(4,176)	20,000
Office Supplies	3,939	2,502	1,437	5,000
Legal	0	1,002	(1,002)	2,000
Recoveries - County	(29,679)	(29,700)	21	(59,400)
Recoveries - Outside	0	0	0	0
Recoveries - Federal	(1,012)	0	(1,012)	0
Special Events	744	27,085	(26,341)	65,000
Warden's Salary & Per Diem	31,635	30,761	874	73,824
Warden's Expenses	6,174	4,165	2,009	10,000
Warden's Banquet Expense	0	0	0	3,000
GENERAL - ADMINISTRATION	**375,660**	**469,781**	**(94,121)**	**912,775**
Bank Charges - Moneris	678	648	30	1,300
Computer Maintenance	25,211	19,002	6,209	38,000
Conferences & Conventions	2,437	1,998	439	4,000
Depreciation	823	1,500	(677)	3,000
Employee Benefits	126,558	145,035	(18,477)	290,075
General Legal & Audit	6,169	13,002	(6,833)	26,000
Membership Fees	32,307	29,784	2,523	29,784
COVID	10,232	0	10,232	0
Office Expense	8,011	13,002	(4,991)	26,000
Professional Development	0	2,502	(2,502)	5,000
Recovery - Other Departments	(338,878)	(338,286)	(592)	(676,575)
Recovery - Outside	0	(252)	252	(500)
Revenue - Provincial	(50,371)	0	(50,371)	0
Recruitment	2,093	0	2,093	3,000
Salaries	474,556	545,096	(70,540)	1,090,191
Special Projects - EOWC	18,603	9,750	8,853	19,500
Special Projects - Service Delivery Review	52,165	0	52,165	0
Special Projects - Strategic Plan	0	15,000	(15,000)	30,000
Surplus Adjustment - Capital	0	0	0	0
Surplus Adjustment - TRF from Reserves	0	0	0	0
Surplus Adjustment - Depreciation	(823)	(1,500)	677	(3,000)
Telephone	3,001	2,502	499	5,000
Travel	2,887	10,998	(8,111)	22,000

COUNTY OF RENFREW
TREASURER'S REPORT - GENERAL REVENUE FUND
June 2020

	YTD ACTUAL	YTD BUDGET	over / (under) VARIANCE	FULL YEAR BUDGET
PROPERTY - Pembroke Admin	**147,185**	**248,096**	**(100,911)**	**464,053**
Advertising	0	498	(498)	1,000
Capital - under threshold	0	0	0	0
COVID	12,314	0	12,314	0
Depreciation	113,790	121,002	(7,212)	242,000
Elevator Maintenance	3,029	3,762	(733)	7,529
Employee Benefits	27,980	32,337	(4,357)	64,673
Garbage Disposal	2,492	2,532	(40)	5,067
Groundskeeping	1,273	2,826	(1,553)	5,652
Insurance	32,594	32,128	466	32,128
Janitorial Contract	52,805	55,002	(2,197)	110,000
Legal	0	498	(498)	1,000
Lights,Heat & Power	43,316	61,500	(18,184)	123,000
Mechanical	6,517	9,750	(3,233)	19,500
Memberships/Subscriptions	753	1,248	(495)	2,500
Miscellaneous	1,775	1,398	377	2,800
Office Supplies	14,307	13,152	1,155	26,300
Professional Development	0	2,502	(2,502)	5,000
Recoveries - County	(13,430)	(14,022)	592	(28,052)
Recoveries - Other	(14)	0	(14)	0
Recruitment	307	378	(71)	750
Repairs & Maintenance	30,183	29,112	1,071	58,220
Revenue - Lease	(166,755)	(108,378)	(58,377)	(216,754)
Salaries	91,575	113,971	(22,396)	227,940
Security & Monitoring	3,433	3,000	433	6,000
Special Projects	0	0	0	0
Surplus Adjustment - Capital	98,585	1,950,000	(1,851,415)	3,900,000
Surplus Adjustment - Depreciation	(113,790)	(121,002)	7,212	(242,000)
Surplus Adjustment - TRF from Reserves	(98,585)	(1,950,000)	1,851,415	(3,900,000)
Surplus Adjustment - TRF to Reserves	0	0	0	0
Telephone	1,252	750	502	1,500
Travel	935	2,400	(1,465)	4,800
Vehicle Expenses	545	1,752	(1,207)	3,500
PROPERTY - Renfrew County Place	**(91,979)**	**(131,023)**	**39,044**	**(234,273)**
Bad Debts Expense	0	0	0	0
Capital - Under Threshold	634	9,228	(8,594)	18,450
COVID	15,509	0	15,509	0
Depreciation	96,747	89,502	7,245	179,000
Elevator Maintenance	4,163	3,372	791	6,746
Garbage Removal	1,984	1,896	88	3,790
Groundskeeping	12,073	10,752	1,321	21,501
Insurance	15,423	15,496	(73)	15,496
Insurance Claim Costs	0	0	0	0
Janitorial Contract	40,835	46,674	(5,839)	93,350
Lease Revenue- Outside	(137,482)	(168,276)	30,794	(336,552)
Lights,Heat & Power	43,715	47,502	(3,787)	95,000
Mechanical	2,978	8,160	(5,182)	16,320
Miscellaneous	11,648	2,490	9,158	4,972
Municipal Taxes	7,984	8,000	(16)	16,000
Office Supplies / Admin Costs	2,362	3,498	(1,136)	7,000
Recoveries - County	(151,708)	(172,542)	20,834	(345,085)
Recoveries - Outside	(15,735)	(6,000)	(9,735)	(12,000)
Repairs & Maintenance	14,292	10,464	3,828	20,922
Salaries & Benefits	35,190	45,377	(10,187)	90,754
Security & Monitoring	4,155	2,886	1,269	5,767
Surplus Adjustment - Capital	0	30,000	(30,000)	60,000
Surplus Adjustment - Depreciation	(96,747)	(89,502)	(7,245)	(179,000)
Surplus Adjustment - TRF from Reserves	0	(30,000)	30,000	(60,000)
Surplus Adjustment - TRF to Reserves	0	0	0	43,296
Special Projects	0	0	0	0
PROPERTY - Base Stations	**(99,325)**	**(81,006)**	**(18,319)**	**0**
BLDG - Repairs & Maint	20,453	16,476	3,977	32,964
Capital Under Threshold	0	0	0	0
Depreciation	30,947	30,882	65	61,750
Groundskeeping	21,959	22,122	(163)	44,245
Internal Charges	0	0	0	0
Janitorial Contract	3,664	15,714	(12,050)	31,416
Lights, Heat & Power	13,093	18,150	(5,057)	36,300
Mechanical	361	5,214	(4,853)	10,416
Misc - Building Expenses	2,794	3,096	(302)	6,160
Recoveries - County	(161,650)	(161,778)	128	(323,556)
Recoveries - Outside	0	0	0	0
Surplus Adjustment - Capital	0	0	0	12,000
Surplus Adjustment - Depreciation	(30,947)	(30,882)	(65)	(61,750)
Surplus Adjustment - TRF from Reserves	0	0	0	(12,000)
Surplus Adjustment - TRF to Reserves	0	0	0	162,055
Special Projects	0	0	0	0

COUNTY OF RENFREW
TREASURER'S REPORT - GENERAL REVENUE FUND
June 2020

	YTD ACTUAL	YTD BUDGET	over / (under) VARIANCE	FULL YEAR BUDGET
PROPERTY - Arnprior Office	**(39,644)**	**(40,348)**	**704**	**0**
Bldg - Repairs & Maintenance	1,707	2,748	(1,041)	5,500
Capital Under Threshold	0	0	0	0
Depreciation	19,275	19,002	273	38,000
Groundskeeping	1,901	2,010	(109)	4,023
Insurance	2,633	2,678	(45)	2,678
Janitorial Contract	14,825	13,500	1,325	27,000
Legal	0	0	0	0
Lights, Heat & Power	6,253	6,624	(371)	13,249
Mechanical	1,489	1,002	487	2,000
Misc Bldg Other	0	252	(252)	500
Purchased Service	0	0	0	0
Recoverable County	(69,087)	(69,912)	825	(139,825)
Recoverable Outside	0	0	0	0
Recovery-Province	0	0	0	0
Security	637	750	(113)	1,500
Telephone	0	0	0	0
Surplus Adjustment - TRF to Reserves	0	0	0	83,375
Surplus Adjustment - Depreciation	(19,275)	(19,002)	(273)	(38,000)
Surplus Adjustment - Capital	0	7,998	(7,998)	16,000
Surplus Adjustment - TRF from Reserves	0	(7,998)	7,998	(16,000)
PROPERTY - Renfrew OPP	**(72,428)**	**(77,571)**	**5,143**	**0**
Salaries / Benefits	14,958	9,380	5,578	18,759
Capital Under Threshold	0	0	0	0
Garbage Removal	992	1,050	(58)	2,100
Groundskeeping	15,787	14,760	1,027	29,520
Heat, Light & Power	0	0	0	0
Insurance	11,890	12,078	(188)	12,078
Interest Expense	10,727	10,727	0	121,314
Internal Charges	5,878	5,874	4	11,752
Janitorial Contract	0	0	0	0
Depreciation	58,037	57,750	287	115,500
Mechanical	7,607	0	7,607	0
Municipal Taxes	21,279	20,328	951	40,656
Office Expenses	1,092	0	1,092	0
Repairs & Maint	8,750	15,756	(7,006)	31,510
Revenue - Lease - Base Rent	(230,579)	(230,580)	1	(461,158)
Revenue - Lease - Expense Recoveries	(79,431)	(73,188)	(6,243)	(146,375)
Security/Monitoring	2,377	0	2,377	0
Surplus Adjustment - Capital	0	0	0	0
Surplus Adjustment - Depreciation	(58,037)	(57,750)	(287)	(115,500)
Surplus Adjustment - From Reserves	0	0	0	0
Surplus Adjustment - Debt Principal Payments	136,244	136,244	0	274,539
Surplus Adjustment - TRF To Reserves	0	0	0	65,305
INFORMATION TECHNOLOGY	**186,744**	**279,754**	**(93,010)**	**459,507**
Annual Software Maintenance Fees	29,893	100,000	(70,107)	100,000
Communication Fees	13,620	12,348	1,272	24,700
Computer Technology Supplies	468	4,998	(4,530)	10,000
Corporate Software	0	1,902	(1,902)	3,800
Depreciation	17,537	16,002	1,535	32,000
Fringe Benefits	61,846	64,200	(2,354)	128,395
COVID	4,324	0	4,324	0
Office Expense	664	552	112	1,100
Professional Development	454	2,976	(2,522)	5,950
Purchased Services	0	4,998	(4,998)	10,000
Recoveries - County	(162,754)	(162,756)	2	(325,509)
Recoveries - Outside	0	(1,002)	1,002	(2,000)
Recoveries - Province	0	0	0	0
Salaries	230,475	242,886	(12,411)	485,771
Surplus Adjustment - Capital	20,865	43,500	(22,635)	87,000
Surplus Adjustment - Depreciation	(17,537)	(16,002)	(1,535)	(32,000)
Surplus Adjustment - TRF from Reserves	(20,000)	(43,500)	23,500	(87,000)
Surplus Adjustment - TRF to Reserves	0	0	0	0
Telephone Costs	2,159	2,652	(493)	5,300
Travel	4,731	6,000	(1,269)	12,000

COUNTY OF RENFREW
TREASURER'S REPORT - GENERAL REVENUE FUND
June 2020

	YTD ACTUAL	YTD BUDGET	over / (under) VARIANCE	FULL YEAR BUDGET
HUMAN RESOURCES DEPARTMENT	**109,690**	**121,502**	**(11,812)**	**242,024**
Benefits	50,865	62,771	(11,906)	125,544
Capital Under Threshold	0	0	0	0
Conference & Convention	0	1,998	(1,998)	4,000
COVID	3,142	0	3,142	0
Depreciation	231	252	(21)	500
Expenses Recoverable From Others	6,122	4,998	1,124	10,000
Legal Fees	15,396	4,998	10,398	10,000
Membership Fees	1,425	1,500	(75)	3,000
Office Expense	15,268	16,500	(1,232)	33,000
Professional Development	407	2,502	(2,095)	5,000
Purchased Services	63,155	49,500	13,655	99,000
Recovery - County Departments	(262,812)	(262,812)	0	(525,623)
Recovery - Federal	0	0	0	(1,000)
Recovery - Outside Agencies	(5,311)	(16,002)	10,691	(32,000)
Recovery - Province	0	0	0	0
Recruitment	2,247	0	2,247	0
Salaries	217,002	246,051	(29,049)	492,103
Surplus Adjustment - Capital	0	0	0	0
Surplus Adjustment - Depreciation	(231)	(252)	21	(500)
Travel	2,782	9,498	(6,716)	19,000
FORESTRY DEPT.	**23,984**	**6,383**	**17,601**	**27,444**
Advertising	0	150	(150)	300
Conventions	110	900	(790)	1,800
COVID	21	0	21	0
Depreciation	11,506	9,000	2,506	18,000
Legal	0	450	(450)	900
Maintenance Operations	0	0	0	0
Memberships/Subscriptions	7,307	4,452	2,855	8,900
Miscellaneous	964	498	466	1,000
Office Supplies	796	1,452	(656)	2,900
Professional Development	0	750	(750)	1,500
Property Survey Costs	0	0	0	0
Recoveries - Other	0	(1,002)	1,002	(2,000)
Recoveries - Donations	0	0	0	0
Revenues - Timber Sales	(68,114)	(90,000)	21,886	(180,000)
Salaries / Benefits	99,304	104,975	(5,671)	209,950
Salary Allocations	(24,000)	(24,000)	0	(48,000)
Small Tools / Supplies	0	498	(498)	1,000
Special Project - Well Remediation	0	2,502	(2,502)	5,000
Special Project - Other	0	1,002	(1,002)	2,000
Surplus Adjustment - Capital	0	0	0	0
Surplus Adjustment - Depreciation	(11,506)	(9,000)	(2,506)	(18,000)
Surplus Adjustment - TRF to Reserves	0	0	0	14,694
Surplus Adjustment - TRF from Reserves	0	(6,198)	6,198	(12,400)
Travel	3,955	2,502	1,453	5,000
Tree Marking	536	2,700	(2,164)	5,400
Tree Planting	0	1,002	(1,002)	2,000
Vehicle Expenses	3,105	3,750	(645)	7,500
Weed Inspection	0	0	0	0
TRAILS DEPT.	**28,768**	**149,753**	**(120,985)**	**304,500**
Salaries / Benefits	0	8,249	(8,249)	16,500
Salary Allocations	24,000	24,000	0	48,000
Algonquin - Rental Recoveries	(16,435)	(15,000)	(1,435)	(25,000)
Algonquin Trail Development	17,823	121,002	(103,179)	242,000
Algonquin Trail Federal Recoveries	0	0	0	0
Algonquin Trail Municipal Recoveries	0	0	0	0
Algonquin Trail Donations	0	0	0	(6,703,190)
Algonquin Trail Other Recoveries	0	0	0	0
Algonquin Trail Prov Recoveries	0	0	0	0
CN Rail Development	0	0	0	0
K&P Rail Line Development	1,140	10,752	(9,612)	21,500
K&P Rail Recoveries Municipal	0	0	0	0
Office Expense	0	252	(252)	500
Recruitment	0	498	(498)	1,000
Surplus Adj - Capital	2,240	34,212	(31,972)	6,771,612
Surplus Adj - Trf From Reserve	0	(34,212)	34,212	(68,422)
Travel	0	0	0	0

COUNTY OF RENFREW
TREASURER'S REPORT - GENERAL REVENUE FUND
June 2020

	YTD ACTUAL	YTD BUDGET	over / (under) VARIANCE	FULL YEAR BUDGET
GIS	**117,958**	**121,004**	**(3,046)**	**241,997**
Salaries	82,503	86,645	(4,142)	173,292
Benefits	21,572	22,101	(529)	44,205
Conventions	142	252	(110)	500
Professional Development	0	252	(252)	500
Travel	273	252	21	500
Office Supplies	81	1,002	(921)	2,000
Computer Supply/Maintenance	13,104	12,750	354	25,500
Cell Telephone/Pagers	152	0	152	0
Membership	100	0	100	0
Special Project	0	0	0	0
Recoverable Outside	(318)	(1,752)	1,434	(3,500)
Recoveries - Municipal	0	(1,500)	1,500	(3,000)
Recoveries - Federal	0	0	0	0
Weed Inspection	347	1,002	(655)	2,000
PUBLIC WORKS	**4,252,920**	**4,752,516**	**(499,596)**	**16,899,091**
Administration	596,522	597,309	(787)	1,121,294
Capital Works - Operating Expenses	178,733	181,696	(2,963)	547,634
Equipment	506,807	595,218	(88,411)	1,180,577
Housing	74,700	122,818	(48,118)	186,550
Maintenance	2,582,178	2,854,223	(272,045)	5,576,361
Depreciation	4,760,760	4,599,996	160,764	9,200,000
Surplus Adjustment - Capital	2,710,244	1,292,225	1,418,019	23,474,113
Surplus Adjustment - Depreciation	(4,760,760)	(4,599,996)	(160,764)	(9,200,000)
Surplus Adjustment - Temp Loans	(536,802)	0	(536,802)	(2,750,000)
Surplus Adjustment - TRF to Reserves	0	0	0	0
Surplus Adjustment - TRF from Reserves	(1,509,112)	(197,225)	(1,311,887)	(10,989,933)
Recoveries - Federal	0	0	0	(15,000)
Recoveries - Donations In Kind	0	0	0	0
Recoveries - Other	(10,970)	(14,998)	4,028	(75,000)
Recoveries - Provincial	(339,380)	(678,750)	339,370	(1,357,505)
Clearing	0	0	0	0
BONNECHERE MANOR	**726,940**	**726,942**	**(2)**	**1,453,880**
Total Municipal Cost	1,047,917	1,047,918	(2)	2,095,833
Recoveries - City of Pembroke	(320,976)	(320,976)	(0)	(641,953)
MIRAMICHI LODGE	**608,513**	**608,514**	**(1)**	**1,217,025**
Total Municipal Cost	877,199	877,200	(1)	1,754,397
Recoveries - City of Pembroke	(268,686)	(268,686)	0	(537,372)
OTHER LONG TERM CARE	**33,515**	**48,894**	**(15,379)**	**97,783**
North Renfrew Long Term Care	58,701	70,482	(11,781)	140,959
City of Pembroke Share	(25,186)	(21,588)	(3,598)	(43,176)
HEALTH SERVICES	**799,001**	**799,002**	**(1)**	**1,598,003**
Renfrew County & District Health Unit	799,001	799,002	(1)	1,598,003
Renfrew County & District Health Unit - Rebate	0	0	0	0
Publicity/Public Relations	**1,276**	**7,500**	**(6,224)**	**15,000**
Publicity/Public Relations Service	1,276	7,500	(6,224)	15,000
Recoveries	0	0	0	0

COUNTY OF RENFREW
TREASURER'S REPORT - GENERAL REVENUE FUND
June 2020

	YTD ACTUAL	YTD BUDGET	over / (under) VARIANCE	FULL YEAR BUDGET
ECONOMIC DEVELOPMENT	**120,839**	**202,795**	**(81,956)**	**428,057**
Benefits	31,689	32,890	(1,201)	65,782
Business Directory	0	0	0	0
Computer Maintenance	7,889	2,100	5,789	4,200
Conventions	0	1,752	(1,752)	3,500
COVID	6,026	0	6,026	0
Depreciation	0	0	0	0
Hospitality	301	750	(449)	1,500
Legal	0	0	0	0
Marketing Program	11,913	33,252	(21,339)	66,500
Memberships/Subscriptions	2,506	1,248	1,258	2,500
Miscellaneous	0	0	0	0
Office Expense	2,291	1,998	293	4,000
Ottawa River Waterway Project	0	0	0	0
Professional Development/Staff Training	198	498	(300)	1,000
Recoveries - Federal	(70,000)	0	(70,000)	0
Recoveries-Other	(13,660)	(4,998)	(8,662)	(10,000)
Recoveries-Provincial	0	(15,858)	15,858	(31,715)
Recruitment	0	0	0	0
Salaries	118,918	125,301	(6,383)	250,605
Special Projects - Ride Share	0	11,130	(11,130)	22,260
Special Projects - Agriculture	22,470	0	22,470	22,470
Special Projects - RED	0	7,230	(7,230)	14,455
Special Projects - Renfrewshire Twinning	0	2,502	(2,502)	5,000
Surplus Adjustment - Capital	0	0	0	0
Surplus Adjustment - Depreciation	0	0	0	0
Surplus Adjustment - Transfer From Reserves	0	0	0	0
Travel	299	3,000	(2,701)	6,000
ENTERPRISE CENTRE	**14,028**	**11,023**	**3,005**	**28,055**
Benefits	16,144	17,128	(984)	34,261
Marketing	1,770	3,750	(1,980)	7,500
Miscellaneous	0	0	0	0
COVID	211	0	211	0
Office Expenses	11,864	2,250	9,614	4,500
Professional Development	0	498	(498)	1,000
Purchased Service	3,071	3,072	(1)	6,143
Recoveries - Federal	(250)	0	(250)	0
Recoveries - Municipalities	(6,000)	(6,000)	0	(6,000)
Recoveries - Other	0	(2,502)	2,502	(5,000)
Recoveries - Provincial	(82,890)	(82,098)	(792)	(164,200)
Salaries	65,156	68,673	(3,517)	137,351
Special Projects	2,748	2,502	246	5,000
Summer Company - Special Projects	9,525	10,500	(975)	21,000
Summer Company - Provincial Revenue	(9,525)	(10,500)	975	(21,000)
Starter Company - Provincial Revenue	(63,889)	(27,498)	(36,391)	(55,000)
Starter Company - Other Revenue	0	0	0	0
Starter Company - Special Projects	63,889	27,498	36,391	55,000
Telephone/Internet Access	1,720	1,752	(32)	3,500
Travel	483	1,998	(1,515)	4,000
OTTAWA VALLEY TOURIST ASSOCIATION	**93,430**	**134,771**	**(41,341)**	**269,549**
Salaries	61,871	92,112	(30,241)	184,228
Benefits	16,623	27,723	(11,100)	55,448
Direct Contribution to OVTA (to 2022)	14,937	14,936	1	29,873
Recoveries	0	0	0	0
PLANNING DEPARTMENT	**323,297**	**342,160**	**(18,863)**	**684,320**
Computer Supplies / Maintenance	9,075	6,000	3,075	12,000
Conventions	994	1,500	(506)	3,000
County Official Plan	0	1,500	(1,500)	3,000
COVID	657	0	657	0
Depreciation	0	0	0	0
Employee Benefits	82,790	86,425	(3,635)	172,854
Land Division Advertisement Costs	0	0	0	0
Legal Fees	2,059	498	1,561	1,000
Memberships	562	1,752	(1,190)	3,500
Miscellaneous	1,794	0	1,794	0
Office Expense	7,396	8,250	(854)	16,500
Professional Development	55	1,500	(1,445)	3,000
Recruitment	0	1,002	(1,002)	2,000
Revenues - Municipal Projects	0	(10,002)	10,002	(20,000)
Revenues - Other	(77)	(1,002)	925	(2,000)
Revenues - Service Charges	(17,810)	(17,502)	(308)	(35,000)
Revenues - Severance Applications	(50,050)	(68,748)	18,698	(137,500)
Revenues - Special Projects	0	0	0	0
Revenues - Subdivision Applications	(14,900)	(12,498)	(2,402)	(25,000)
Salaries	298,993	337,233	(38,240)	674,466
Special Projects	0	0	0	0
Special Projects - Algonquin Land Claim	69	0	69	0
Surplus Adjustment - Capital	0	0	0	0
Surplus Adjustment - Depreciation	0	0	0	0
Surplus Adjustment - TRF from Reserves	0	0	0	0
Travel	1,691	6,252	(4,561)	12,500
AGRICULTURE & REFORESTATION	**1,520**	**10,002**	**(8,482)**	**20,000**
Reforestation - Grants in Lieu	0	7,500	(7,500)	15,000
Forest Fire Protection	1,520	2,502	(982)	5,000

COUNTY OF RENFREW
TREASURER'S REPORT - GENERAL REVENUE FUND
June 2020

	YTD ACTUAL	YTD BUDGET	over / (under) VARIANCE	FULL YEAR BUDGET
ONTARIO WORKS	**458,331**	**573,887**	**(115,556)**	**1,245,175**
Social Assistance - Benefits	6,028,086	6,421,494	(393,408)	12,843,000
Ontario Works Program Administration	1,754,417	1,984,006	(229,589)	4,242,415
Homelessness	5,000	5,000	0	5,000
Emergency Energy Fund	0	0	0	0
Depreciation	10,246	12,252	(2,006)	24,500
Surplus Adjustment - Capital	0	0	0	0
Surplus Adjustment - Depreciation	(10,246)	(12,252)	2,006	(24,500)
Surplus Adjustment - TRF From Reserve	0	0	0	0
Provincial Subsidy - Social Assistance - Benefits	(6,016,158)	(6,405,498)	389,340	(12,811,000)
Provincial Subsidy - Ontario Works Program Admin	(1,153,735)	(1,198,007)	44,272	(2,534,255)
Other Revenue	(5,000)	(5,000)	0	(5,000)
Municipal Contribution - City of Pembroke	(154,279)	(228,108)	73,829	(494,985)
CHILD CARE	**176,189**	**256,540**	**(80,351)**	**512,780**
Administration	207,282	247,874	(40,592)	492,753
Fee Subsidy	788,776	1,624,998	(836,222)	3,250,000
General Operating	644,309	602,772	41,537	1,205,547
Depreciation	0	0	0	0
OW Child Care	19,103	38,502	(19,400)	77,000
Family Support	0	0	0	0
Healthy Kids	0	0	0	0
Special Needs Resourcing	323,267	519,914	(196,647)	1,039,306
Special Purpose	892,736	803,532	89,204	1,607,071
Pay Equity	61,478	61,476	2	122,957
Licenced Family Home Day Care	120,027	177,862	(57,835)	355,720
Licenced Family Home Day Care - Recoveries	(120,027)	(177,862)	57,835	(355,720)
Expansion Plan	244,019	683,814	(439,795)	1,367,625
Early Years	762,387	775,627	(13,240)	1,551,241
Early Years Subsidy	(762,387)	(775,627)	13,240	(1,551,241)
Provincial Subsidy	(2,984,696)	(4,297,099)	1,312,403	(8,591,025)
Surplus Adjustment - Depreciation	0	0	0	0
Surplus Adjustment - From Reserves	0	0	0	0
Municipal Contribution - City of Pembroke	(20,085)	(29,243)	9,158	(58,454)
SOCIAL HOUSING	**2,443,608**	**2,444,306**	**(698)**	**4,892,189**
Admin Charges	65,218	65,220	(2)	130,435
Affordable Housing - Tax Rebate	3,300	4,000	(700)	12,000
HR Charges	40,457	40,458	(2)	80,913
IT Charges	16,906	16,908	(2)	33,812
Legal	0	0	0	0
Non Profit Housing	655,276	655,308	(32)	1,310,611
Office Supplies	779	498	281	1,000
Purchased Service - 5 Year HPP Update	0	0	0	0
PROV REV - STRONG COMMUNITY RENT SUP	(70,043)	(70,044)	1	(140,086)
PROV REV - CHPI	(1,487,642)	(723,804)	(763,838)	(1,447,608)
PROV REV - IAH	(369,712)	(54,000)	(315,712)	(108,000)
PROV REV - SDV PHB	(51,837)	0	(51,837)	0
PROV REV - OPHI	(796,273)	(211,752)	(584,521)	(423,500)
PROV REV - SIF	0	0	0	0
PROV (FED) SUBSIDY -SOCIAL HOUSING	(629,896)	(629,896)	0	(1,259,793)
RCHC TRANSFER - BASE	2,569,451	2,569,446	5	5,358,897
RCHC TRANSFER - CAPITAL	0	0	0	1,653,062
RCHC TRANSFER - STRONG COMMUNITY RENT SUPP	70,043	70,044	(1)	140,086
RCHC TRANSFER - IAH	369,712	54,000	315,712	108,000
RCHC TRANSFER - CHPI	1,487,642	723,804	763,838	1,447,608
RCHC TRANSFER - SDV PHB	51,837	0	51,837	0
RCHC TRANSFER - OPHI	796,273	211,752	584,521	423,500
RCHC TRANSFER - SIF	0	0	0	0
Recoveries - Outside	0	0	0	(220,000)
Special Projects - IAH - Petawawa	0	0	0	0
Special Projects - SIF	0	0	0	0
Surplus Adjustment - TRF To Reserves	0	0	0	0
Surplus Adjustment - TRF from Reserves	0	0	0	(1,483,904)
Travel	677	1,002	(325)	2,000
Municipal Contribution - City of Pembroke - Capital	0	0	0	(169,158)
Municipal Contribution - City of Pembroke	(278,559)	(278,638)	79	(557,686)

COUNTY OF RENFREW
TREASURER'S REPORT - GENERAL REVENUE FUND
June 2020

	YTD ACTUAL	YTD BUDGET	over / (under) VARIANCE	FULL YEAR BUDGET
PARAMEDIC SERVICE	**3,935,275**	**3,671,152**	**264,123**	**7,998,059**
Admin - Admin Charge	58,630	58,632	(2)	117,260
Admin - Base Hospital Charges	85,309	32,502	52,807	65,000
Admin - Communication & Computer Expense	112,171	119,850	(7,679)	239,700
Admin - Conferences & Conventions	430	2,502	(2,072)	5,000
Admin - Employee Benefits	111,927	201,135	(89,208)	402,267
Admin - HR Charge	78,751	78,750	1	157,501
Admin - IT Charge	24,180	24,180	0	48,360
Admin - Legal	10,272	7,500	2,772	15,000
Admin - Membership Fees	3,550	0	3,550	0
Admin - Office Expenses	25,083	19,500	5,583	39,000
Admin - Professional Development	16,736	19,998	(3,262)	40,000
Admin - Purchased Service	8,141	67,248	(59,107)	134,500
Admin - Salaries	492,707	780,676	(287,969)	1,561,352
Admin - Special Projects	2,414	32,502	(30,088)	65,000
Admin - Travel	21,186	19,998	1,188	40,000
Admin - Uniform Allowances	1,650	0	1,650	0
Paramedic - Base Station Expenses	36,039	43,002	(6,963)	86,000
Paramedic - Base Station Lease - External	20,198	24,498	(4,300)	49,000
Paramedic - Base Station - Internal	198,706	234,336	(35,630)	468,671
Paramedic - Employee Benefits	1,666,248	1,603,797	62,451	3,207,597
Paramedic - Insurance	135,360	125,035	10,325	125,035
Paramedic - Insurance Claims Costs	4,514	4,998	(484)	10,000
Paramedic - Uniform, Laundry	85,364	63,498	21,866	127,000
Paramedic - Salaries	5,850,694	4,893,779	956,915	9,787,560
Paramedic - Small Equipment & Supplies	164,882	193,272	(28,390)	386,540
Paramedic - Leased Equipment	11,869	0	11,869	0
Paramedic - COVID	447,364	0	447,364	0
Paramedic - Vehicle Operation & Maintenance	216,411	241,134	(24,723)	482,264
Paramedic - Salary Allocations - PW	44,345	44,346	(1)	88,689
Paramedic - Community Paramedic	0	207,500	(207,500)	415,000
Paramedic - Sprec Projects - PTSI & Fatigue Risk Mgt	451,580	279,498	172,082	559,000
Capital Under Threshold	0	0	0	0
Depreciation	560,792	472,500	88,292	945,000
Recovery - County	(13,869)	(13,866)	(3)	(27,737)
Recovery - Cross Border - Other Municipalities	0	0	0	0
Revenue - Interest	0	0	0	(70,000)
Recovery - Other Agency	0	(44,592)	44,592	(89,187)
Revenue - Other	(110,111)	(120,498)	10,387	(241,000)
Revenue - Donations	(11,200)	0	(11,200)	0
Revenue- Federal - DND / Indigenous	(137,961)	(122,994)	(14,967)	(245,988)
Revenue- Federal - PTSI & Fatigue Risk Mgt	(462,080)	(279,498)	(182,582)	(559,000)
Revenue - Provincial - Community Paramedic	(169,328)	(207,500)	38,172	(415,000)
Revenue - Provincial - One Time	0	0	0	0
Revenue - Provincial - Special	(716,295)	0	(716,295)	0
Revenue- Insurance Proceeds	0	0	0	0
Revenue- Provincial Subsidy	(4,265,611)	(4,436,238)	170,627	(8,872,473)
Surplus Adjustment - Capital	26,001	382,500	(356,499)	765,000
Surplus Adjustment - Depreciation	(560,792)	(472,500)	(88,292)	(945,000)
Surplus Adjustment - TRF to Reserves	0	0	0	945,000
Surplus Adjustment - TRF from Reserves	(26,001)	(382,500)	356,499	(765,000)
Municipal Contribution - City of Pembroke	(564,979)	(527,328)	(37,651)	(1,148,852)
EMERGENCY MANAGEMENT	**82,985**	**117,372**	**(34,387)**	**184,738**
911	49,654	60,000	(10,346)	60,000
Admin Charge (Paramedic Service)	13,869	13,872	(3)	27,738
Emergency Management	19,462	25,500	(6,038)	51,000
Fire Services Charges	0	0	0	110,000
Purchased Service	0	25,500	(25,500)	51,000
Recoveries - Provincial	0	0	0	0
Recoveries - Other	0	(7,500)	7,500	(115,000)

COUNTY OF RENFREW
TREASURER'S REPORT - GENERAL REVENUE FUND
June 2020

	YTD ACTUAL	YTD BUDGET	over / (under) VARIANCE	FULL YEAR BUDGET
PROVINCIAL OFFENCES ADMINISTRATION	**(111,057)**	**(282,287)**	**171,230**	**(560,264)**
Adjudication	14,010	40,428	(26,418)	80,850
Admin Charges	24,746	24,744	2	49,492
Bank Charges (Visa/Mastercard)	9,110	13,002	(3,892)	26,000
Certificates of Offence	3,257	4,998	(1,741)	10,000
City of Pembroke - Share of Net Revenue	15,952	40,547	(24,595)	80,477
Collection Costs	8,794	19,998	(11,204)	40,000
Computer & Technology	12,579	7,500	5,079	15,000
Conventions	0	1,578	(1,578)	3,150
COVID	3,260	0	3,260	0
Court Transcripts	281	1,500	(1,219)	3,000
Depreciation	3,208	3,252	(44)	6,500
Fringe Benefits	33,458	39,494	(6,036)	78,991
ICON Charges	6,597	12,678	(6,081)	25,350
Interpreter Fees	81	1,500	(1,419)	3,000
IT Charges	8,852	8,850	2	17,704
Lease/Building Costs	42,436	51,000	(8,564)	102,000
Legal Costs	244	498	(254)	1,000
Miscellaneous	59	498	(439)	1,000
Monitoring / Enforcement Fees	3,888	4,098	(210)	8,200
Office Equipment / Furniture	836	1,002	(167)	2,000
Office Supplies	554	3,252	(2,698)	6,500
Part III Prosecution	2,332	8,250	(5,918)	16,500
Postage	1,282	3,402	(2,120)	6,800
Purchase of Service - Prosecution	8,730	21,900	(13,170)	43,800
Purchase of Service - Notice of Fines	1,050	1,998	(948)	4,000
Revenues - POA Fines	(442,205)	(750,000)	307,795	(1,500,000)
Revenues - POA Recoveries	0	0	0	0
Revenues - POA Recoveries - Prov	0	0	0	0
Salaries	125,692	148,200	(22,508)	296,397
Satellite Courtroom Costs	0	0	0	4,925
Staff Training/Development	0	1,002	(1,002)	2,000
Surplus Adjustment - Capital	0	0	0	0
Surplus Adjustment - Depreciation	(3,208)	(3,252)	44	(6,500)
Surplus Adjustment - TRF from Reserves	0	0	0	0
Telephone	2,655	3,048	(393)	6,100
Travel	414	2,250	(1,836)	4,500
Witness Fees	0	498	(498)	1,000
PROPERTY ASSESSMENT	**777,724**	**777,724**	**0**	**1,555,448**
MPAC	777,724	777,724	0	1,555,448
FINANCIAL EXPENSE	**2,869,946**	**348,173**	**2,521,773**	**9,808,279**
Capping Costs (Forgone Revenue Approach)	0	0	0	0
County Share - Taxes Written Off	0	0	0	300,000
Provision for Bad Debt Expense	0	0	0	0
Provision for Unallocated Funds	0	150,000	(150,000)	300,000
Special Project - EORN - Gap Analysis & Cell Project	0	0	0	0
Surplus Adjustment - Capital	0	0	0	0
Surplus Adjustment - TRF to Reserves	2,671,773	0	2,671,773	8,394,713
Surplus Adjustment - Debt Principal	169,112	169,112	0	715,827
Interest Expense	29,061	29,061	0	97,739
Vacant Building Rebates	0	0	0	0
TOTAL EXPENSES	**18,497,261**	**16,878,355**	**1,618,906**	**51,376,286**

COUNTY OF RENFREW
TREASURER'S REPORT - GENERAL REVENUE FUND
June 2020

	YTD ACTUAL	YTD BUDGET	over / (under) VARIANCE	FULL YEAR BUDGET
REVENUES				
COUNTY LEVY	23,626,957	23,626,952	5	47,253,904
PIL ADJUSTMENTS	0	0	0	(150,000)
WATERPOWER GENERATING STATION	0	0	0	394,109
RAILWAY/HYDRO RIGHTS-OF-WAY	0	0	0	5,000
SUPPLEMENTARY REVENUE	0	0	0	500,000
PROVINCIAL SUBSIDIES	0	0	0	0
Ontario Municipal Partnership Fund	0	0	0	0
Provincial - One Time	0	0	0	0
Move Ontario - Roads & Bridges	0	0	0	0
OTHER REVENUE	3,112,563	1,687,385	1,425,178	3,373,273
Interest Revenue	431,396	349,998	81,398	700,000
Other Revenue	20	0	20	0
BM Repayment of Solar Panel Loan	0	0	0	0
Gas Tax Funding	2,671,773	1,335,887	1,335,886	2,671,773
Donations In Kind	0	0	0	0
Proceeds - Sale of Assets	5,561	0	5,561	0
Gain / (Loss) - Sale of Assets	3,233	0	3,233	0
Licenses	580	1,500	(920)	1,500
CONTRIBUTION FROM RESERVES	0	0	0	0
Surplus Adjustment - TRF From Reserves	0	0	0	0
TOTAL REVENUES	26,739,520	25,314,337	1,425,183	51,376,286
Municipal Surplus / (Deficit)	8,242,260	8,435,982	(193,722)	0
add: Surplus Adjustment - Capital	2,857,935	3,755,435	(897,500)	35,115,725
add: Surplus Adjustment - To Reserves	2,671,773	0	2,671,773	9,708,438
less: Surplus Adjustment - From Reserves	(1,657,898)	(2,666,633)	1,008,735	(17,424,659)
less: Surplus Adjustment - Depreciation	(5,683,901)	(5,432,892)	(251,009)	(10,865,750)
add: Surplus Adjustment - Debt Principal Paid	305,356	305,356	0	990,366
add: Surplus Adjustment - New Debt Principal	(532,602)	0	(532,602)	(2,750,000)
PSAB Surplus / (Deficit)	6,202,923	4,397,248	1,805,675	14,774,120

COUNTY OF RENFREW
TREASURER'S REPORT - BONNECHERE MANOR
June 2020

	YTD ACTUAL	YTD BUDGET	over / (under) VARIANCE	FULL YEAR BUDGET
CLIENT PROGRAMS & SERVICES	**388,894**	**402,477**	**(13,583)**	**804,953**
Salaries	309,508	318,162	(8,654)	636,325
Employee Benefits	56,625	61,249	(4,624)	122,498
Salary Allocations	17,224	17,408	(184)	34,816
Computers Operation and Maintenance	1,555	450	1,105	902
Depreciation	388	498	(110)	1,000
Equipment - Replacements	703	498	205	1,000
Equipment Operation/Maint.	0	336	(336)	670
Hobby Crafts	294	252	42	500
New Horizons - Federal Subsidy	0	0	0	0
New Horizons Expense	0	0	0	0
Office Supplies / Other	(368)	0	(368)	0
Other - Cable TV	0	0	0	0
Purchased Services	2,107	0	2,107	0
Recoveries	(2,907)	(4,974)	2,067	(9,950)
Recreation & Entertainment	3,031	4,458	(1,427)	8,912
Special Events	1,122	4,638	(3,516)	9,280
Staff Education	0	0	0	0
Surplus Adjustment - Depreciation	(388)	(498)	110	(1,000)
NURSING SERVICES	**4,209,758**	**4,255,224**	**(45,466)**	**8,548,927**
Salaries - Direct	3,157,317	3,219,599	(62,282)	6,439,198
Benefits - Direct	571,074	572,819	(1,745)	1,145,636
Salary Allocations	0	0	0	0
Salaries - Admin	222,534	232,850	(10,316)	465,704
Benefits - Admin	57,696	59,885	(2,189)	119,770
Computer Operation & Maintenance	13,440	12,432	1,008	24,864
COVID	66,922	0	66,922	0
Depreciation	22,953	24,000	(1,047)	48,000
Equipment- Replacement	111	3,498	(3,387)	7,000
Equipment-Repairs & Maintenance	1,793	1,398	395	2,797
Furniture Replacements	0	0	0	0
High Intensity Needs	43,689	7,500	36,189	15,000
High Intensity Needs-Non Claims Based	16,057	21,414	(5,357)	42,822
High Intensity Needs - Prov Subsidy	(4,124)	(7,128)	3,004	(14,250)
Incontinent Supplies - (Funded at $1.20 per diem)	49,812	38,490	11,322	76,980
Fall Prevention	0	9,000	(9,000)	18,000
Fall Prevention - Provincial Subsidy	(16,863)	(9,000)	(7,863)	(18,000)
Lab Fees	2,670	4,002	(1,332)	8,000
Lab Fees - Provincial Subsidy	0	(2,000)	2,000	(8,000)
Medical Director - Funded (0.30 / day)	9,828	9,858	(30)	19,710
Medical Supplies & Medication	41,369	34,248	7,121	68,500
Memberships	0	0	0	0
Nurse Practitioner Expenses	0	0	0	42,473
Miscellaneous	462	798	(337)	1,599
Phys-On-Call - Un-Funded Expenses	0	0	0	0
Phys-On-Call - Funded Expenses ($100 / bed)	9,000	8,550	450	17,100
Phys-On-Call - Prov Subsidy ($100 / bed)	(9,161)	(8,550)	(611)	(17,100)
Purchased Services	1,051	1,998	(947)	4,000
RAI / MDS - Expenses	42,814	43,563	(749)	87,124
RAI / MDS - Prov Subsidy	(7,829)	0	(7,829)	0
Recoveries - Other	(59,903)	0	(59,903)	0
Staff Education	0	0	0	0
Surplus Adjustment - Depreciation	(22,953)	(24,000)	1,047	(48,000)

COUNTY OF RENFREW
TREASURER'S REPORT - BONNECHERE MANOR
June 2020

	YTD ACTUAL	YTD BUDGET	over / (under) VARIANCE	FULL YEAR BUDGET
RAW FOOD	**286,347**	**314,244**	**(27,898)**	**628,495**
Meat	76,153	74,946	1,207	149,894
Dairy	40,286	40,542	(256)	81,084
Bread	6,217	8,100	(1,883)	16,204
Groceries & Vegetables	157,307	192,354	(35,047)	384,707
Nutrition Supplements	10,007	8,700	1,307	17,402
Raw Food Recoveries	(3,624)	(10,398)	6,774	(20,796)
FOOD SERVICES	**683,381**	**739,533**	**(56,152)**	**1,479,081**
Salaries	577,993	614,581	(36,588)	1,229,161
Employee Benefits	115,877	126,171	(10,294)	252,341
Salary Allocations	(32,982)	(32,981)	(1)	(65,963)
Computers - Operation & Maintenance	326	990	(664)	1,980
Depreciation	6,346	6,000	346	12,000
COVID	1,418	0	1,418	0
Dietary Supplies	29,711	31,488	(1,777)	62,985
Equipment - Operation/Maint.	4,423	3,402	1,021	6,800
Equipment - Replacements	0	7,248	(7,248)	14,500
Vending – Net Proceeds	(3,493)	(750)	(2,743)	(1,500)
Other Expenses	619	876	(257)	1,750
Purchased Services	239	300	(61)	600
Recoveries	(14,352)	(16,610)	2,258	(33,206)
Replacement - Dishes/Cutlery	3,603	4,818	(1,215)	9,633
Staff Education	0	0	0	0
Surplus Adjustment - Depreciation	(6,346)	(6,000)	(346)	(12,000)
HOUSEKEEPING SERVICES	**501,487**	**462,359**	**39,128**	**924,717**
Salaries	397,308	351,417	45,891	702,837
Employee Benefits	69,592	77,240	(7,648)	154,480
Depreciation	1,111	1,110	1	2,223
COVID	4,178	0	4,178	0
Equipment - Operation/Maint.	2,279	1,248	1,031	2,500
Equipment - Replacements	59	1,050	(991)	2,100
Furniture - Replacements	0	0	0	0
Housekeeping Supplies	33,028	35,838	(2,810)	71,673
Purchased Services	0	0	0	0
Recoveries	(4,957)	(4,434)	(523)	(8,873)
Staff Education	0	0	0	0
Surplus Adjustment - Depreciation	(1,111)	(1,110)	(1)	(2,223)
LAUNDRY AND LINEN SERVICES	**207,122**	**231,968**	**(24,846)**	**463,935**
Salaries	153,623	167,304	(13,681)	334,607
Employee Benefits	32,547	39,416	(6,869)	78,830
Replacements	4,032	9,378	(5,346)	18,760
Depreciation	3,725	3,600	125	7,200
COVID	1,734	0	1,734	0
Equipment Operation/Maint.	4,828	6,900	(2,072)	13,800
Equipment Replacements	0	0	0	0
Laundry Supplies	12,245	10,656	1,589	21,315
Recoveries	(1,886)	(1,686)	(200)	(3,377)
Staff Education	0	0	0	0
Surplus Adjustment - Depreciation	(3,725)	(3,600)	(125)	(7,200)

COUNTY OF RENFREW
TREASURER'S REPORT - BONNECHERE MANOR
June 2020

	YTD ACTUAL	YTD BUDGET	over / (under) VARIANCE	FULL YEAR BUDGET
BUILDINGS AND PROPERTY MAINTENANCE	**545,862**	**549,723**	**(3,861)**	**1,152,934**
Salaries	144,666	160,952	(16,286)	322,028
Employee Benefits	36,458	42,542	(6,084)	85,085
Computers - Operation & Maintenance	0	1,452	(1,452)	2,900
Depreciation	274,060	280,002	(5,942)	560,000
COVID	44,528	0	44,528	0
Equipment - Operation/Maint.	0	0	0	0
Equipment - Replacements	47,492	26,748	20,744	53,500
Furniture - Replacements	3,392	20,034	(16,642)	40,064
Natural Gas	49,834	56,500	(6,666)	105,000
Hydro	60,996	54,000	6,996	185,000
Insurance	54,774	55,635	(861)	55,635
Cell/Pager	0	0	0	0
Purchased Services	61,836	84,540	(22,704)	169,083
Resident - Telephone System	12,909	16,002	(3,093)	32,000
Resident - Telephone System Recovery	(28,811)	(32,358)	3,547	(64,710)
Recoveries	(13,903)	(11,556)	(2,347)	(23,111)
Repairs/Maint./Bldgs./Grounds	30,857	35,232	(4,375)	70,460
Travel	0	0	0	0
Surplus Adjustment - Depreciation	(274,060)	(280,002)	5,942	(560,000)
Water / Wastewater	40,835	40,000	835	120,000
GENERAL AND ADMINISTRATIVE	**569,131**	**590,859**	**(21,728)**	**1,158,259**
Salaries	253,182	256,120	(2,938)	512,240
Employee Benefits	72,965	71,331	1,634	142,658
Salary Allocations	(13,034)	(13,033)	(1)	(26,067)
Accreditation	5,535	5,825	(290)	5,825
Admin Charges	58,985	58,986	(2)	117,969
Advertising/Awards Dinner	3,054	11,502	(8,448)	23,000
Audit	2,951	4,100	(1,149)	8,900
Computer/Internet Expenses	46,694	33,786	12,908	67,570
Conventions	2,491	1,500	991	3,000
COVID	6,481	0	6,481	0
Depreciation	8,603	9,000	(397)	18,000
Equipment - Operation/Maint.	5,020	4,170	850	8,340
Equipment - Replacements	0	198	(198)	400
Facility Rental	0	0	0	0
Gain / Loss from the Sale of an Asset	0	0	0	0
Health & Safety Program	157	552	(395)	1,100
HR Charges	54,971	54,972	(1)	109,942
Insurance	50,461	47,846	2,615	47,846
IT Charges	33,775	33,774	1	67,550
Legal & Labour Contract Costs	802	2,730	(1,928)	15,000
Memberships	806	7,878	(7,072)	15,760
Postage / Courier	2,324	3,510	(1,186)	7,024
Printing & Stationery	9,911	9,402	509	18,800
Proceeds from the Sale of an Asset	0	0	0	0
Purchased Services	707	762	(55)	1,520
Recoveries	(43,181)	(34,710)	(8,471)	(69,418)
Staff Training	183	13,500	(13,317)	27,000
Surplus Adjustment - Depreciation	(8,603)	(9,000)	397	(18,000)
Surplus Adjustment - Transfer to Reserves	0	0	0	0
Telephone	6,521	7,656	(1,135)	15,300
Transportation - Residents	0	0	0	0
Travel	7,372	8,502	(1,130)	17,000
Uniform Allowance	0	0	0	20,000
BONNECHERE MANOR TOTALS	**7,391,983**	**7,546,387**	**(154,404)**	**15,161,301**

COUNTY OF RENFREW
TREASURER'S REPORT - BONNECHERE MANOR
June 2020

	YTD ACTUAL	YTD BUDGET	over / (under) VARIANCE	FULL YEAR BUDGET
RESIDENT DAYS	***32,027***	***32,760***	***(733)***	***65,880***
NON-SUBSIDIZABLE EXPENSE	**0**	**0**	**0**	**73,342**
Homes for Aged Committee	0	0	0	0
Temporary Loan and Interest- Solar Project	0	0	0	0
Surplus Adjustment - Transfer to Reserve	0	0	0	73,342
SURPLUS ADJUSTMENT	**43,809**	**377,502**	**(333,693)**	**755,000**
Surplus Adjustment - Capital Purchases	43,809	377,502	(333,693)	755,000
TOTAL EXPENDITURE	**7,435,792**	**7,923,889**	**(488,097)**	**15,989,643**

COUNTY OF RENFREW
TREASURER'S REPORT - BONNECHERE MANOR
June 2020

	YTD ACTUAL	YTD BUDGET	over / (under) VARIANCE	FULL YEAR BUDGET
MUNICIPAL SUBSIDY	**1,047,917**	**1,047,918**	**(1)**	**2,095,832**
City of Pembroke -35.84%	320,976	320,976	0	641,953
County of Renfrew - 64.16%	726,940	726,942	(2)	1,453,879
RESIDENTS REVENUE	**2,037,333**	**2,028,312**	**9,021**	**4,056,618**
Basic Accommodation	1,779,477	1,779,894	(417)	3,559,778
Bad Debts	0	0	0	0
Preferred Accommodation	245,923	242,496	3,427	485,000
Preferred Accommodation - HIN Claims	9,277	0	9,277	0
Respite Care	2,656	5,922	(3,266)	11,840
Estate Recoveries - Provincial	0	0	0	0
Estate Recoveries - Municipal	0	0	0	0
Bed retention	0	0	0	0
OTHER REVENUE	**50,642**	**86,886**	**(36,244)**	**173,767**
Donations	0	0	0	0
Donations In Kind	0	0	0	0
Interest Income	25,639	25,002	637	50,000
Other Revenue - FIT	25,003	61,884	(36,881)	123,767
Internal Transfer - From ML	0	0	0	0
Other Revenue	0	0	0	0
GRANTS & SUBSIDIES	**5,074,739**	**4,481,309**	**593,430**	**8,908,696**
Prov Revenue - Nursing & Personal Care	3,258,198	3,267,930	(9,732)	6,535,859
Prov Revenue - Program & Support Services	398,333	398,339	(6)	794,513
Prov Revenue - Raw Food	315,097	315,103	(6)	628,495
Prov Revenue - Other Accomodation	25,103	75,960	(50,857)	151,921
Prov Revenue - Accreditation	11,891	11,891	0	23,717
Prov Revenue - Equalization	95,784	95,784	0	191,052
Prov Revenue - High Wage	46,386	46,386	0	92,773
Prov Revenue - Pay Equity	11,430	11,430	0	22,860
Prov Revenue - Structural Compliance	49,815	49,140	675	49,140
Prov Revenue - HIN NPC	21,471	21,414	57	42,822
Prov Revenue - RN	53,004	52,998	6	106,000
Prov Revenue - RAI/MDS	39,402	47,106	(7,704)	94,208
Prov - RPN Subsidy	0	0	0	0
Prov - Global LOC Subsidy	58,464	58,464	0	116,608
Prov - PSW / Behavioural Support Subsidy	29,364	29,364	0	58,728
Prov - One Time Funding	660,997	0	660,997	0
SURPLUS ADJUSTMENT	**43,604**	**377,502**	**(333,898)**	**755,000**
Surplus Adjustment - TRF from Reserves	43,604	377,502	(333,898)	755,000
GRAND TOTAL REVENUES	**8,254,234**	**8,021,927**	**232,307**	**15,989,913**
Municipal Surplus / (Deficit)	**818,442**	**98,038**	**720,404**	**270**
less: Depreciation - BM	**(317,186)**	**(324,210)**	**7,024**	**(648,423)**
add: Transfer to Reserve	**0**	**0**	**0**	**73,342**
less: Transfer from Reserve	**(43,604)**	**(377,502)**	**333,898**	**(755,000)**
add: Capital Purchases	**43,809**	**377,502**	**(333,693)**	**755,000**
Accounting Surplus / (Deficit)	**501,461**	**(226,172)**	**727,633**	**(574,811)**

COUNTY OF RENFREW
TREASURER'S REPORT - MIRAMICHI LODGE
June 2020

	YTD ACTUAL	YTD BUDGET	over / (under) VARIANCE	FULL YEAR BUDGET
CLIENT PROGRAMS & SERVICES	**361,249**	**371,995**	**(10,746)**	**744,008**
Salaries	263,990	241,612	22,378	483,225
Employee Benefits	45,608	53,489	(7,881)	106,981
Salary Allocations	35,382	35,380	2	70,764
Computer Operation and Maint	188	4,356	(4,168)	8,708
COVID	1,271	0	1,271	0
Depreciation	1,896	600	1,296	1,200
Equipment - Replacements	234	1,536	(1,302)	3,075
Equipment Operation/Maint.	106	1,230	(1,124)	2,460
Hobby Crafts	1,017	2,562	(1,545)	5,125
New Horizons	786	0	786	0
Purchased Services-Physio	9,123	24,402	(15,279)	48,807
Purchased Services-Other	0	0	0	0
Revenue - Federal	0	0	0	0
Recoveries	0	0	0	0
Recreation & Entertainment	3,295	5,634	(2,339)	11,275
Special Events	249	1,794	(1,545)	3,588
Surplus Adjustment - Depreciation	(1,896)	(600)	(1,296)	(1,200)
NURSING SERVICES	**4,178,161**	**4,168,900**	**9,261**	**8,298,320**
Salaries - Direct	3,213,381	3,163,707	49,674	6,327,417
Employee Benefits - Direct	510,770	517,004	(6,234)	1,034,008
Salary Allocations	(7,184)	(7,183)	(1)	(14,368)
Salaries - Administration	206,331	211,472	(5,141)	422,947
Employee Benefits - Administration	59,026	57,349	1,677	114,698
Computer Operation and Maint	11,329	11,910	(581)	23,816
COVID	83,391	0	83,391	0
Depreciation	19,357	16,002	3,355	32,000
Equipment - Repairs & Maintenance	493	1,968	(1,475)	3,940
Equipment Replacement	0	0	0	0
High Intensity Needs	0	3,498	(3,498)	7,000
High Intensity Needs - Non Claims Based	7,435	19,392	(11,957)	38,778
High Intensity Needs - Prov Subsidy	(2,354)	(3,324)	970	(6,650)
Incontinent Supplies - (Funded at $1.20 per diem)	43,270	36,348	6,922	72,700
Fall Prevention	10,100	8,298	1,802	16,600
Fall Prevention - Prov Subsidy	(13,150)	(8,298)	(4,852)	(16,600)
Lab Fees	2,255	4,998	(2,743)	10,000
Lab Fees - Prov Subsidy	(1,565)	(2,500)	935	(10,000)
Medical Director - (0.30 / day)	5,997	9,090	(3,093)	18,177
Medical Nursing Supplies	44,749	50,004	(5,256)	100,000
Memberships	0	498	(498)	1,000
Nurse Practitioner Expenses	58,487	104,168	(45,681)	208,338
Nurse Practitioner Provincial Subsidy	(61,422)	(61,428)	6	(122,853)
Nurse Practitioner BM Support	0	0	0	(42,743)
Phys-On-Call - Un-Funded	0	0	0	0
Phys-On-Call - Funded Exp ($100 / bed)	3,812	4,129	(317)	16,515
Phys-On-Call - Prov Subsidy ($100 / bed)	(8,449)	(8,256)	(193)	(16,515)
RAI / MDS Expenses	43,311	56,056	(12,745)	112,115
RAI / MDS Prov Subsidy	(7,220)	0	(7,220)	0
Recoveries	(17,816)	0	(17,816)	0
Recoveries - Wages	(8,283)	0	(8,283)	0
Staff Training	1,470	0	1,470	0
Surplus Adjustment - Depreciation	(19,357)	(16,002)	(3,355)	(32,000)

COUNTY OF RENFREW
TREASURER'S REPORT - MIRAMICHI LODGE
June 2020

	YTD ACTUAL	YTD BUDGET	over / (under) VARIANCE	FULL YEAR BUDGET
RAW FOOD	**287,593**	**303,306**	**(15,713)**	**606,612**
Nutrition Supplements	5,936	9,000	(3,064)	18,000
HIN Nutrition - Non Claims Based	0	0	0	0
Groceries and Vegatables	158,020	175,848	(17,828)	351,691
Meat	95,430	96,780	(1,350)	193,561
Dairy	36,296	35,178	1,118	70,360
Recoveries	(8,088)	(13,500)	5,412	(27,000)
FOOD SERVICES	**668,665**	**699,515**	**(30,850)**	**1,399,024**
Salaries	558,192	587,529	(29,337)	1,175,059
Employee Benefits	104,018	132,691	(28,673)	265,384
Salary Allocations	(22,448)	(33,949)	11,501	(67,897)
COVID	5,588	0	5,588	0
Dietary Supplies	11,433	9,066	2,367	18,137
Computer Operation and Maint	(348)	252	(600)	500
Depreciation	5,765	10,128	(4,363)	20,250
Equipment - Operation and Replacement	3,520	5,334	(1,814)	10,663
Food Wrap & Disposable Items	3,711	3,996	(285)	7,995
Meals on Wheels Costs	77	1,500	(1,423)	3,000
Memberships and Subscriptions	0	0	0	0
Misc Supplies	0	0	0	0
Purchased Services - BM Staff Support	10,722	10,724	(2)	21,445
Recoveries	(7,034)	(13,500)	6,466	(27,000)
Replacement - Dishes/Cutlery	4,167	4,872	(705)	9,738
Surplus Adjustment - Depreciation	(5,765)	(10,128)	4,363	(20,250)
Café M	(835)	(7,002)	6,167	(14,000)
Vending - Net Proceeds	(2,099)	(1,998)	(101)	(4,000)
HOUSEKEEPING SERVICES	**453,206**	**450,425**	**2,781**	**900,841**
Salaries	363,252	346,287	16,965	692,573
Employee Benefits	63,302	75,134	(11,832)	150,268
Depreciation	996	1,500	(504)	3,000
COVID	3,194	0	3,194	0
Equipment - Operation/Maint.	1,424	876	548	1,750
Equipment - Replacements	0	2,502	(2,502)	5,000
Furniture - Replacements	0	0	0	0
Housekeeping Supplies	22,035	25,002	(2,967)	50,000
Other	0	624	(624)	1,250
Purchased Services	0	0	0	0
Recoveries	0	0	0	0
Surplus Adjustment - Depreciation	(996)	(1,500)	504	(3,000)
LAUNDRY AND LINEN SERVICES	**135,767**	**140,020**	**(4,253)**	**280,049**
Salaries	103,736	100,159	3,577	200,323
Employee Benefits	20,037	22,035	(1,998)	44,071
COVID	1,149	0	1,149	0
Depreciation	0	2,298	(2,298)	4,600
Laundry Supplies	7,245	9,000	(1,755)	18,000
Equipment - Replacements	0	0	0	0
Equipment Operation/Maint.	0	1,050	(1,050)	2,105
Other	0	0	0	0
Purchased Services	0	0	0	0
Recoveries	(1,790)	0	(1,790)	0
Replacements	5,390	7,776	(2,386)	15,550
Surplus Adjustment - Depreciation	0	(2,298)	2,298	(4,600)

COUNTY OF RENFREW
TREASURER'S REPORT - MIRAMICHI LODGE
June 2020

	YTD ACTUAL	YTD BUDGET	over / (under) VARIANCE	FULL YEAR BUDGET
BUILDINGS AND PROPERTY MAINTENANCE	**416,858**	**488,182**	**(71,324)**	**1,040,496**
Salaries	114,420	125,605	(11,185)	251,206
Employee Benefits	27,722	33,215	(5,493)	66,427
Computer Operation and Maint	0	450	(450)	900
COVID	10,691	0	10,691	0
Depreciation	391,100	382,500	8,600	765,000
Equipment - Operation/Maint.	0	0	0	0
Equipment - Replacements	9,436	34,998	(25,562)	70,000
Furniture - Replacements	5,690	20,190	(14,500)	40,380
Hydro	53,309	41,000	12,309	185,000
Natural Gas	33,540	31,000	2,540	70,000
Insurance	65,830	66,864	(1,034)	66,864
Purchased Services	73,777	106,518	(32,741)	213,030
Recoveries	(8,001)	(10,134)	2,133	(20,264)
Resident - Cable System	11,294	10,002	1,292	20,000
Resident - Cable/Phone Recoveries	(28,527)	(25,002)	(3,525)	(50,000)
Repairs/Maint./Bldgs./Grounds	34,405	43,476	(9,071)	86,953
Replacements/Capital	0	0	0	0
Surplus Adjustment - Depreciation	(391,100)	(382,500)	(8,600)	(765,000)
Water / Wastewater	13,272	10,000	3,272	40,000
GENERAL AND ADMINISTRATIVE	**538,249**	**556,355**	**(18,106)**	**1,110,538**
Salaries	177,369	183,053	(5,684)	366,103
Employee Benefits	53,509	55,809	(2,300)	111,619
Salary Allocations	(5,750)	(5,747)	(3)	(11,501)
Accreditation	5,463	5,825	(362)	5,825
Advertising/Awards	2,704	2,730	(26)	15,000
Audit	2,951	4,000	(1,049)	8,637
Admin Charges	58,895	58,896	(1)	117,791
Computer Operation and Maint	25,135	28,842	(3,707)	57,679
Conventions	1,130	1,500	(370)	3,000
Depreciation	12,097	10,998	1,099	22,000
COVID	1,418	0	1,418	0
Equipment - Maintenance	4,486	3,498	988	7,000
Equipment - Replacements	0	0	0	0
Gain / Loss on Disposal of Asset	0	0	0	0
Health & Safety Program	750	498	252	1,000
HR Charges	54,353	54,354	(1)	108,706
Insurance	46,788	45,000	1,788	45,000
Insurance Claim Costs	0	0	0	0
IT Charges	33,775	33,774	1	67,550
Legal & Labour Contract Costs	3,789	9,000	(5,211)	40,000
Memberships / Subscriptions	15,081	8,070	7,011	16,135
Postage	3,289	3,252	37	6,500
Printing & Stationery	5,651	8,454	(2,803)	16,908
Purchased Services - From BM	38,576	35,393	3,183	70,786
Recoveries - Other	(6,352)	(2,502)	(3,850)	(5,000)
Recruiting	0	0	0	0
Staff Training	3,281	10,002	(6,721)	20,000
Surplus Adjustment - Depreciation	(12,097)	(10,998)	(1,099)	(22,000)
Surplus Adjustment - Disposal of Assets	0	0	0	0
Telephone	7,948	11,652	(3,704)	23,300
Transportation	0	0	0	0
Travel	4,009	1,002	3,007	2,000
Uniform Allowance	0	0	0	16,500
MIRAMICHI LODGE TOTALS	**7,039,749**	**7,178,698**	**(138,949)**	**14,379,888**

COUNTY OF RENFREW
TREASURER'S REPORT - MIRAMICHI LODGE
June 2020

	YTD ACTUAL	YTD BUDGET	over / (under) VARIANCE	FULL YEAR BUDGET
RESIDENT DAYS	**29,313**	**30,212**	**(899)**	**60,756**
NON-SUBSIDIZABLE EXPENSE	**313,405**	**313,405**	**(0)**	**711,228**
Homes for Aged Committee	0	0	0	0
Seniors Housing Strategy	0	0	0	50,000
Transfer to Bonnechere Manor	0	0	0	0
Debenture Payment - Interest Only	76,272	76,272	(0)	171,929
Surplus Adjustment - Debenture Principal	237,133	237,133	(0)	454,880
Surplus Adjustment - Transfer to Reserves	0	0	0	34,419
SURPLUS ADJUSTMENT	**141,059**	**313,308**	**(172,249)**	**626,615**
Surplus Adjustment - Capital Purchases	141,059	313,308	(172,249)	626,615
GRAND TOTAL EXPENDITURE	**7,494,213**	**7,805,411**	**(311,198)**	**15,717,731**

COUNTY OF RENFREW
TREASURER'S REPORT - MIRAMICHI LODGE
June 2020

	YTD ACTUAL	YTD BUDGET	over / (under) VARIANCE	FULL YEAR BUDGET
MUNICIPAL SUBSIDY	**877,199**	**877,200**	**(1)**	**1,754,397**
City of Pembroke - 35.84%	268,686	268,686	0	537,372
County of Renfrew - 64.16%	608,513	608,514	(1)	1,217,025
RESIDENTS REVENUE	**2,123,942**	**2,100,546**	**23,396**	**4,201,094**
Basic Accommodation	1,682,924	1,657,962	24,962	3,315,929
Bad Debt (Expense) / Recovery	0	0	0	0
Preferred Accommodation	435,948	433,566	2,382	867,134
Preferred Accommodation - HIN Claims	0	0	0	0
Respite Care	5,070	9,018	(3,948)	18,031
Estate Recoveries - Provincial	0	0	0	0
Estate Recoveries - Municipal	0	0	0	0
Bed retention	0	0	0	0
OTHER REVENUE	**16,547**	**19,998**	**(3,451)**	**40,000**
Donations	0	0	0	0
Donations In Kind	0	0	0	0
Interest Income	16,547	19,998	(3,451)	40,000
Other Revenue	0	0	0	0
GRANTS & SUBSIDIES	**5,160,250**	**4,530,071**	**630,179**	**9,056,134**
Prov Revenue - Nursing & Personal Care	3,196,985	3,187,932	9,053	6,375,865
Prov Revenue - Program & Support Services	367,353	367,356	(3)	732,717
Prov Revenue - Raw Food	290,592	290,595	(3)	579,612
Prov Revenue - Other Accomodation	(2,437)	49,986	(52,423)	99,970
Prov Revenue - Accreditation	10,967	10,967	0	21,872
Prov Revenue - Equalization	87,724	88,132	(408)	176,192
Prov Revenue - High Wage	37,890	37,890	0	75,780
Prov Revenue - Pay Equity	11,280	11,280	0	22,560
Prov Revenue - HIN NPC	19,800	43,440	(23,640)	86,881
Prov Revenue - RN	53,004	52,998	6	106,000
Prov Revenue - RAI/MDS	36,338	0	36,338	0
Prov Revenue - One Time	659,552	0	659,552	0
Prov Revenue - Global LOC	53,916	53,916	0	107,538
Prov - PSW / Behavioural Support Subsidy	22,020	22,020	0	44,040
Provincial - Debenture Subsidy	315,266	313,559	1,707	627,107
Federal - New Horizons	0	0	0	0
SURPLUS ADJUSTMENT	**118,562**	**313,308**	**(194,746)**	**626,615**
Surplus Adjustment - Trf from Reserves	118,562	313,308	(194,746)	626,615
GRAND TOTAL REVENUES	**8,296,500**	**7,841,123**	**455,377**	**15,678,240**
Municipal Surplus / (Deficit)	**802,287**	**35,712**	**766,575**	**(39,491)**
less: Depreciation	**(431,211)**	**(424,026)**	**(7,185)**	**(848,050)**
add: Transfer to Reserves	**0**	**0**	**0**	**34,419**
less: Transfer from Reserves	**(118,562)**	**(313,308)**	**194,746**	**(626,615)**
less: Disposal of Assets	**0**	**0**	**0**	**0**
add: Capital Purchases	**141,059**	**313,308**	**(172,249)**	**626,615**
add: Debenture Principal	**237,133**	**237,133**	**(0)**	**454,880**
ADJ Surplus / (Deficit)	**630,706**	**(151,181)**	**781,886.69**	**(398,242)**

COUNTY OF RENFREW
TREASURER'S REPORT - Operations Committee
June 2020

	YTD ACTUAL	YTD BUDGET	VARIANCE	FULL YEAR BUDGET
CAPITAL PROGRAM - EXPENSES	**178,733**	**181,696**	**(2,963)**	**547,634**
Salaries	81,762	129,595	(47,833)	259,188
Benefits	23,029	30,849	(7,820)	61,696
COVID	62,566	0	62,566	0
Capital Projects - Under Threshold	0	0	0	0
Legal - Right of Way	0	0	0	0
Misc	599	3,000	(2,401)	6,000
Purchased Services	0	0	0	0
Recoveries	0	0	0	0
Infrastructure Management	8,204	6,000	2,204	196,250
Supplies	2,573	12,252	(9,679)	24,500
ADMINISTRATION	**596,522**	**597,309**	**(787)**	**1,121,294**
Salaries	253,055	262,633	(9,578)	525,265
Benefits	77,205	70,890	6,315	141,781
Advertising	12,984	5,716	7,268	10,000
Bad Debts	0	0	0	0
Answering Service	2,292	2,250	42	4,500
Cell Telephone/Pager	5,695	6,498	(803)	13,000
Communications(Radio System)	31,500	34,998	(3,498)	70,000
Computer Hrdwr/Sftwr	61,091	30,948	30,143	61,900
Conferences & Conventions	2,939	2,350	589	7,100
Courier	932	378	554	750
COVID	2,805	0	2,805	0
Health & Safety (Protection)	1,722	15,270	(13,548)	41,000
Insurance	105,420	105,448	(28)	105,448
Insurance Claims Expense	130	15,000	(14,870)	30,000
Internet	1,435	2,502	(1,067)	5,000
Legal Fees	10,665	0	10,665	20,000
Membership Fees	7,031	8,300	(1,269)	8,300
Office Equipment Replacement	0	0	0	4,000
Office Supplies/Publications/Awards	2,301	4,248	(1,947)	13,500
Photocopier Supplies/Maint	447	2,100	(1,653)	4,200
Postage	185	228	(43)	450
Recoveries	(490)	0	(490)	0
Recoveries - Federal	0	0	0	0
Recruitment	7,176	7,500	(324)	15,000
Surplus Adjustment - Capital	0	0	0	0
Staff Training	3,908	10,002	(6,094)	20,000
Telephone	4,634	5,502	(868)	11,000
Travel	1,461	4,548	(3,087)	9,100
MAINTENANCE	**2,582,178**	**2,854,223**	**(272,045)**	**5,576,361**
Salaries	938,690	947,548	(8,858)	1,895,094
Benefits	236,827	256,956	(20,129)	513,917
Bridges and Culverts	31,947	6,664	25,283	20,000
Roadside Maintenance	3,130	66,664	(63,534)	200,000
Hard Top Maintenance	43,113	120,002	(76,889)	360,000
Loose Top Maintenance	0	0	0	0
Winter Control	1,281,753	1,411,577	(129,824)	2,117,350
Safety Devices	74,466	94,810	(20,344)	570,000
Misc	0	0	0	0
Recoveries	(27,748)	(49,998)	22,250	(100,000)
EQUIPMENT	**506,807**	**595,218**	**(88,411)**	**1,180,577**
Salaries	103,651	104,188	(537)	208,374
Benefits	30,498	30,757	(259)	61,510
Salary Allocations	(44,345)	(44,343)	(2)	(88,689)
Small Equipment, Misc	1,932	9,335	(7,403)	65,600
Vehicle Operating Costs - Fuel	203,416	249,999	(46,583)	425,000
Vehicle Operating Costs - Insurance	41,586	39,782	1,804	39,782
Vehicle Operating Costs - Licence	176	0	176	55,000
Vehicle Operating Costs - Repairs & Supplies	180,055	214,500	(34,445)	444,000
Vehicle Operating Revenue	(4,400)	(4,000)	(400)	(20,000)
Surplus Adjustment - Capital Equipment	172,094	11,700	160,394	889,700
Surplus Adjustment - Trf To Reserves	0	0	0	0
Surplus Adjustment - Trf From Reserves	(172,094)	(11,700)	(160,394)	(889,700)
Recoveries	(5,763)	(5,000)	(763)	(10,000)

COUNTY OF RENFREW
TREASURER'S REPORT - Operations Committee
June 2020

	YTD ACTUAL	YTD BUDGET	VARIANCE	FULL YEAR BUDGET
HOUSING	**74,700**	**122,818**	**(48,118)**	**186,550**
Operating Expenses	73,689	98,268	(24,579)	162,000
COVID	1,011	0	1,011	0
Major Repairs	0	24,550	(24,550)	24,550
Surplus Adjustment - Capital	0	185,525	(185,525)	185,525
Surplus Adjustment - Trf From Reserves	0	(185,525)	185,525	(185,525)
Misc	0	0	0	0
Recoveries	0	0	0	0
OTHER	**2,538,149**	**1,095,000**	**1,443,149**	**22,398,888**
Depreciation	4,760,760	4,599,996	160,764	9,200,000
Surplus Adjustment - Depreciation	(4,760,760)	(4,599,996)	(160,764)	(9,200,000)
Surplus Adjustment - Capital Construction	2,538,149	1,095,000	1,443,149	22,398,888
Surplus Adjustment - TRF to Reserves	0	0	0	0
CONSTRUCTION - LABOUR CLEARING ACCOUNT	**0**	**0**	**0**	**0**
Salaries	185,764	147,000	38,764	431,493
Benefits	38,501	34,439	4,062	105,642
Charge to Capital Construction above	(224,265)	(181,439)	(42,826)	(537,135)
TOTAL EXPENDITURES	**6,477,090**	**5,446,264**	**1,030,826**	**31,011,304**
ROADS REVENUES				
Municipal Contribution	4,252,920	4,752,516	(499,596)	16,899,091
Donations In Kind	0	0	0	0
Provincial Grants & Subsidies	339,380	678,750	(339,370)	1,357,505
Surplus Adjustment - TRF from Reserves	1,337,018	0	1,337,018	9,914,708
Surplus Adjustment - Temp Loan	536,802	0	536,802	2,750,000
Federal Grants & Subsidies	0	0	0	15,000
Other Revenue - Capital Asset	0	0	0	0
Misc	10,970	14,998	(4,028)	75,000
TOTAL REVENUES	**6,477,090**	**5,446,264**	**1,030,826**	**31,011,304**
Municipal Surplus / (Deficit)	**0**	**0**	**0**	**0**

Renfrew County Housing Corporation
Consolidated Treasurer's Report
June 2020

Description	YTD Actual	YTD Budget	Variance	Full Year Budget
SALARIES	851,570	952,777	(101,207)	1,905,556
BENEFITS	192,135	233,903	(41,768)	467,800
ADMINISTRATION	517,482	541,230	(23,748)	1,224,176
COVID	199,583	0	199,583	0
BUILDING - HEAT LIGHT POWER	404,963	463,284	(58,321)	926,582
BUILDING - REPAIRS & MAINTENANCE	149,573	213,108	(63,535)	426,245
BUILDING - NATURAL GAS	84,586	105,444	(20,858)	210,875
BUILDING - HEATING & PLUMBING	64,331	68,904	(4,573)	137,742
BUILDING - TAXES	829,070	837,132	(8,062)	1,674,219
BUILDING - WATER	344,134	372,171	(28,037)	744,349
BUILDING - ELEVATOR	25,037	33,150	(8,113)	66,300
BUILDING - PAINTING	72,427	117,324	(44,897)	234,637
BUILDING - GARBAGE REMOVAL	27,911	37,650	(9,739)	75,316
BUILDING - SNOW REMOVAL	154,483	148,156	6,327	222,207
BUILDING - GROUNDS KEEPING	13,639	30,012	(16,373)	60,000
BUILDING - CAPITAL REPAIRS - non TCA	238,352	423,729	(185,377)	839,136
FINANCIAL - DEPRECIATION	557,788	596,856	(39,068)	1,193,647
FINANCIAL - RENT WAIVER	103,673	113,454	(9,781)	226,925
FINANCIAL - MORTGAGE - INTEREST	23,915	23,915	0	887,074
FINANCIAL - RENT SUPPLEMENT	126,343	145,380	(19,037)	290,761
FINANCIAL - STRONG COMMUNITY RENT SU	71,655	70,044	1,611	140,086
FINANCIAL - CHPI	630,775	687,612	(56,837)	1,375,228
FINANCIAL - SDV - PHB 90%	0	0	0	0
FINANCIAL - COCHI	0	123,324	(123,324)	246,643
FINANCIAL - OPHI	54,721	201,162	(146,441)	402,325
FINANCIAL - ONTARIO RENOVATES (IAH & S	139,127	18,000	121,127	36,000
FINANCIAL - IAH HADD	33,500	36,000	(2,500)	72,000
FINANCIAL - IAH - HOME OWNERSHIP	0	0	0	0
Surplus Adjustment - Depreciation	(557,788)	(596,856)	39,068	(1,193,647)
Surplus Adjustment - Mortgage Principal	197,142	197,142	0	384,192
Surplus Adjustment - Transfer to Reserves	0	0	0	0
Surplus Adjustment - TCA	8,140	0	8,140	1,713,062
EXPENSES	**5,558,268**	**6,194,007**	**(635,739)**	**14,989,436**
GAIN / (LOSS) - DISPOSAL OF ASSETS	0	0	0	0
INTEREST ON INVESTMENTS	22,529	27,000	(4,471)	54,000
MISC REVENUE	33,764	40,794	(7,030)	81,579
PROV SUBSIDY - DEBENTURES	0	0	0	829,150
Surplus Adjustment - Transfer from Reserves	0	0	0	60,000
TENANT REVENUE	2,332,637	2,286,984	45,653	4,573,930
COUNTY TRANSFER - BASE	2,569,451	2,569,451	0	5,358,897
COUNTY TRANSFER - CAPITAL	0	0	0	1,653,062
COUNTY TRANSFER - SSRF (COVID)	156,271	0	156,271	0
COUNTY TRANSFER - CHPI	1,453,528	687,612	765,916	1,375,228
COUNTY TRANSFER - CHPI ADMIN	34,113	36,190	(2,077)	72,380
COUNTY TRANSFER - COCHI	87,395	123,320	(35,925)	246,643
COUNTY TRANSFER - COCHI Admin	4,599	6,490	(1,891)	12,981
COUNTY TRANSFER - OPHI	805,082	201,162	603,920	402,325
COUNTY TRANSFER - OPHI Admin	43,764	10,587	33,177	21,175
COUNTY TRANSFER - IAH - Ontario Renovates	319,148	18,000	301,148	36,000
COUNTY TRANSFER - IAH - HADD	44,250	36,000	8,250	72,000
COUNTY TRANSFER - IAH Home Ownership	0	0	0	0
COUNTY TRANSFER - IAH Admin	6,314	0	6,314	0
COUNTY TRANSFER - SIF - SDV - PHB	51,337	0	51,337	0
COUNTY TRANSFER - SIF - SDV - PHB Admin	500	0	500	0
COUNTY TRANSFER - SIF- Ontario Renovates	0	0	0	0
COUNTY TRANSFER - SIF ADMIN	0	0	0	0
COUNTY TRANSFER - SHIP	13,479	0	13,479	0
COUNTY TRANSFER - STRONG COMM Rent S	70,043	70,044	(1)	140,086
REVENUES	**8,048,205**	**6,113,634**	**1,934,571**	**14,989,436**
Municipal SURPLUS / (DEFICIT)	**2,489,937**	**(80,373)**	**2,570,310**	**0**
less: Surplus Adjustment - Depreciation	**(557,788)**	**(596,856)**	**39,068**	**(1,193,647)**
add: Surplus Adjustment - TCA	**8,140**	**0**	**8,140**	**1,713,062**
add: Surplus Adjustment - Transfer To Reser	**0**	**0**	**0**	**0**
less: Surplus Adjustment - Transfer From Re	**0**	**0**	**0**	**(60,000)**
add: Surplus Adjustment - Principal Paymen	**197,142**	**197,142**	**0**	**384,192**
Accounting SURPLUS / (DEFICIT)	**2,137,431**	**(480,087)**	**2,617,518**	**843,607**

County of Renfrew
2021 Budget Schedule

	Major Activities	Dates
1.	Finance & Administration Committee recommendation to County Council for approval of Budget Schedule and Budget Guidelines, and Non Union COLA targets for 2021.	September 10
2.	10 Year Capital Plans from Asset Management Coordinator to Treasurer. **Public Works to provide PCI and BCI for entire Road, Bridge and Culvert inventory.**	September 18
3.	Non-Union salary and wage projections to Treasurer.	September 21
4.	Internal charges/recoveries are finalized and sent directly to receiving departments from Treasurer for: • Finance • HR • IT • Property (Leases)	September 25
5.	County Council approval of Budget Schedule and Budget Guidelines, and Non-Union COLA targets for 2021.	September 30
6.	**Development of 2021 budget and 2020 forecast** by the Finance Department in consultation with each Director and appropriate staff. **May include Zoom meetings.** Business Cases – Staffing Report(s) must be submitted as per the Business Cases – Standard Operating Procedure (as distributed by Rose Gruntz).	October 1 – November 20
7.	Review of Detailed Departmental Budgets with CAO: • ½ day session in Council Chambers for each Director and appropriate staff • detailed review of staffing, revenue and expense projections, capital plans and reserves • CAO to receive an overview and provide input	November 23 – December 4
8.	CAO / Treasurer Review of Consolidated Budgets.	December 9
9.	CAO Review of Consolidated Budget with Senior Leadership Team.	December 16
10.	Warden and Finance Chair review of Consolidated Budget.	December 17
11.	All budget packages are to be delivered to Committee ten days prior to the Committee meetings. Committee Review of Detailed Budgets: • Operations (Tuesday, January 12 – 9:30 a.m.) • Development and Property (Tuesday, January 12 – 1:00 p.m.) • Health (Wednesday, January 13 – 9:30 a.m.) • Social Services (Wednesday, January 13 – 1:00 p.m.) • Finance & Administration (Thursday, January 14 – 9:30 a.m.)	January 12 to 14
12.	Consolidated Budget Workshop and Council Approval of 2021 Budget.	Monday, January 18 and Tuesday, January 19 (if necessary)

DRAFT

Ministry of Health

Office of the Deputy Premier
and Minister of Health

777 Bay Street, 5th Floor
Toronto ON M7A 1N3
Telephone: 416-327-4300
www.ontario.ca/health

Ministère de la Santé

Bureau du vice-premier ministre
et ministre de la Santé

777, rue Bay, 5e étage
Toronto ON M7A 1N3
Téléphone: 416 327-4300
www.ontario.ca/sante

eApprove-182-2020-48

Ms. Debbie Robinson
Warden
The County of Renfrew
9 International Drive
Pembroke ON K8A 6W5

Dear Warden Robinson:

As you know, the government is building a modern and sustainable health care system that is centred on patients, families and caregivers.

Ministries, agencies and transfer-payment partners are all expected to think differently about how programs and services can be delivered in an improved and sustainable manner that drives efficiencies and maximizes value for money. As the province is taking steps to modernize and transform its own operations, it expects service delivery partners to do the same – to identify and realize opportunities for efficiencies, improved service delivery, and better patient outcomes.

Our priority continues to be to focus our health care investments where they will have the most impact -- on front-line care. The province has been reviewing all health care programs and services with this goal in mind.

With that in mind the Ministry of Health will provide the County of Renfrew revised funding of up to $8,636,827 with respect to the Land Ambulance Services Grant (LASG) for the 2020 calendar year.

The Assistant Deputy Minister of Emergency Health Services will write to the County of Renfrew shortly to provide details with respect to the 2020 funding and associated terms and conditions.

...2

We continue to rely on your strong leadership in alignment with the plan to build a modern and sustainable public health care system and ensuring the on-going provision of front-line services that patients rely on every day. Thank you for your dedication and commitment to improving land ambulance services in Ontario and for your ongoing dedication and commitment to addressing the healthcare needs of Ontarians as we modernize and strengthen our public health care system and for all that you and your organization is doing to protect the health and safety of the people of Ontario during the COVID-19 outbreak.

Sincerely,

Christine Elliott

Christine Elliott
Deputy Premier and Minister of Health

c: Mr. Paul Moreau, Chief Administrative Officer, The County of Renfrew

Rosalyn Gruntz

From: AMO Communications <Communicate@amo.on.ca>
Sent: July 27, 2020 2:36 PM
To: Paul Moreau
Subject: AMO Policy Update – $4B Municipal Announcement, Provincial Emergency Ended, Provincial Orders, Rural Economic Development

AMO Update not displaying correctly? View the online version
Add Communicate@amo.on.ca to your safe list

AMO Association of Municipalities Ontario

July 27, 2020

AMO Policy Update – $4B Municipal Announcement, Provincial Emergency Ended, Provincial Orders, and Rural Economic Development

$4 Billion Announced for Ontario Municipal Governments and Transit:

Safe Restart Agreement

Premier Doug Ford, at today's news conference, announced broad details about the federal-provincial funding agreement for Ontario municipal governments in Ontario. The Province, in partnership with the federal government, under the Safe Restart Agreement will be providing up to $4 billion in one-time emergency assistance to all of Ontario's 444 municipalities aimed at maintaining critical services, including public transit over the next 6 to 8 months.

In April, AMO began its support of the Federation of Canadian Municipalities' call for emergency federal funding. Today's announcement delivers on the requested $4 billion for Ontario municipal governments and demonstrates that senior orders of government recognize that financially sustainable municipalities will play an essential role in restarting and rebuilding the Ontario economy.

"Premier Ford has announced that there will be up to $4 billion in federal and provincial funding for municipal operations and transit, which have had to shoulder significant costs related to the management of COVID-19," said AMO president Jamie McGarvey. "It's an important investment in communities in every part of our province and in Ontario's economic recovery."

Funding for Operating Municipal Relief

This funding announcement includes a **$777 million** contribution from the federal government and **$1.22 billion** from the Province. The provincial amount includes the previously announced $350M social services and $100M public health funding. This investment amounts to $2 billion directly supporting municipalities and addressing operating shortfalls and relief related to COVID-19.

Specific allocations for this $2 billion in funding will be made in the weeks ahead. Minister Clark noted that the Province will be engaging AMO and City of Toronto in the next few days.

Funding for Transit

A funding deal for public transit was reached as part of the federal-provincial agreement. It was announced that up to **$2 billion** will be shared equally between the Province and federal government. This funding will assist transit operators address revenue losses and help maintain operations in a safe manner as the economy restarts and begins its recovery.

After many months of advocacy and partnership, AMO is proud of the role we played along with our many partners to advance the interests of the municipal sector, and the people and families, and public and private enterprises that comprise our communities. Today is another positive step toward a strong and safe economic recovery throughout the province that recognizes the critical need for municipal operations and transit for communities for local economies.

Premier Ford expressed his gratitude for the support of local leaders:

"I want to thank Ontario's 444 local leaders who supported us through our negotiations with the federal government and through each stage of reopening. We will continue to be a champion for our municipal partners as they safely reopen their communities and ensure people can get back to work."

On Friday, July 24th AMO President Jamie McGarvey wrote to the Premier thanking him for advocating on behalf of municipal governments in the negotiations for the national Safe Restart Agreement. Premier Ford, Minister Clark, and other provincial ministers have been strong partners with municipal leaders throughout the COVID-19 emergency as well as before.

AMO will provide an update to members when more detailed allocation information is available.

Provincial Emergency Declaration Ended

The COVID-19 declared provincial emergency came to an end on July 24. On July 21, 2020, Bill 195, *Reopening Ontario (A Flexible Response to COVID-19) Act, 2020* received Royal Assent. This new Act was proclaimed on July 24, 2020.

The *Reopening Ontario Act* (ROA) provides the Province with flexibility to address the ongoing risks and effects of the COVID-19 outbreak once the declared provincial emergency under the *Emergency Management and Civil Protection Act* (EMCPA) ends. It provides that:

- Emergency orders in effect under the EMCPA, as of July 24, are continued under the ROA for an initial 30 days.
- The Lieutenant Governor in Council may further extend these orders under the ROA for up to 30 days at a time.
- The Lieutenant Governor in Council may amend certain orders continued under the ROA if the amendment relates to:
    - labour redeployment or workplace and management rules;
    - closure of places and spaces or regulation of how businesses and establishments can be open to provide goods or services in a safe manner;
    - compliance with public health advice; or,
    - rules related to gatherings and organized public events.

The ROA does not allow new orders to be created.

New Provincial Orders under the *Emergency Management and Civil Protection Act*

Reg 420-20 – **Stages of Reopening** (Stage 2/3 as of July 24)
https://www.ontario.ca/laws/regulation/r20420

Reg 421-20 – **Proceedings Commenced by Certificate of Offence** (Schedule 80.1 – change from *A Flexible Response to COVID-19 Act, 2020*)
https://www.ontario.ca/laws/regulation/r20421

Reg 422-20 – **Enforcement of Orders** (reasonable and probable grounds re: failed to comply around emergency orders; interfered or obstructed any person to comply with an emergency order)
https://www.ontario.ca/laws/regulation/r20422

Reg 423-20 – **Extensions and Renewals of Orders** (shortening of previous extensions)
https://www.ontario.ca/laws/regulation/r20423.

Rural Economic Development (RED) Program Announcement

On Thursday July 23rd, the Province announced $3.3 million of cost-shared funding would be awarded to 58 successful projects across Ontario for the first intake of the updated Rural Economic Development (RED) program.

ROMA and AMO have long supported this program as an important part of addressing rural economic development challenges. Investments in rural economies has a lasting and positive economic impact for those communities and their residents.

The timing of this announcement was reflected by the Honourable Minister of Agriculture, Food and Rural Affairs, Ernie Hardeman, who noted that *"As the economy reopens, our investments in the Rural Economic Development program will have a very real impact for communities across rural Ontario"*.

AMO's COVID-19 Resources page is being updated continually so you can find critical information in one place. Please send any of your municipally related pandemic questions to covid19@amo.on.ca.

*Disclaimer: The Association of Municipalities of Ontario (AMO) is unable to provide any warranty regarding the accuracy or completeness of third-party submissions. Distribution of these items does not imply an endorsement of the views, information or services mentioned.

Please consider the environment before printing this.

Association of Municipalities of Ontario
200 University Ave. Suite 801,Toronto ON Canada M5H 3C6

Wish to Adjust your AMO Communication Preferences ? Click Here

powered by HIGHER LOGIC

The information in this email and any accompanying document(s) are intended solely for the addressee(s) named, and is confidential. Any other distribution, disclosure or copying is strictly prohibited. If you have received this communication in error, please reply by email to the sender and delete or destroy all copies of this message with all attached document(s).

Ce courriel peut faire état d'information privilégiée ou confidentielle destinée à une personne ou à une entité nommée dans ce message. Dans l'éventualité ou le lecteur de ce message n'est pas le récipiendaire visé ou l'agent responsible de le faire suivre au recipiendair vise, vous êtes par la présente avisé que toute revue, diffusion, distribution ou reproduction de cette communication est interditte. Si cette communication a été reçu par erreur, veuillez nous en aviser par réponse de courriel et supprimer le message original et touts documents ci- joints.

Ministry of Municipal Affairs and Housing
Office of the Minister

777 Bay Street, 17th Floor
Toronto ON M7A 2J3
Tel.: 416 585-7000

Ministère des Affaires municipales et du Logement
Bureau du ministre

777, rue Bay, 17e étage
Toronto ON M7A 2J3
Tél.: 416 585-7000

Ontario

234-2020-2680

July 8, 2020

Dear Head of Council:

The COVID-19 outbreak has touched everyone in the province, creating personal and financial hardship, and resulting in losses far greater than anyone could have imagined. We are making steady progress in the safe reopening of the province, and we acknowledge and celebrate those who went above and beyond through this crisis.

I am writing to inform you that on July 8, 2020, our government introduced the COVID-19 Economic Recovery Act, 2020, to help get Ontario back on track. Our proposed bill will address three critical needs Ontario faces: restarting jobs and development; strengthening communities; and creating opportunity for people.

Our government recognizes the key role that municipalities play in restarting the economy, and that their efficient functioning and economic sustainability is critical to Ontario's future success. We are also continuing to negotiate with our federal partners to ensure communities across Ontario receive the urgent financial support they need. We know that municipalities require fair and flexible investment to protect front line services and help restart the economy.

This bill includes proposals that will enable municipal councils and local boards to meet electronically on a permanent basis and allow municipal councils to decide if they wish to have proxy voting for their members. Our government also proposes to finalize the community benefits charges framework; enhance the Minister of Municipal Affairs and Housing's existing zoning order authority to provide more certainty when fast tracking the development of transit oriented communities; make it faster to update and harmonize the Building Code so that we can break down interprovincial trade barriers, and permanently establish the office of the Provincial Land and Development Facilitator to help solve complex land use issues. We are also working on optimizing provincial lands and other key provincial strategic development projects that will help facilitate economic recovery efforts.

My ministry will be hosting a technical information briefing on the proposed community benefits charges framework, including proposed changes to development charges and parkland dedication, so that municipal staff can gain a better understanding of the proposal. The technical briefing will take place in the near future and invitations from the Assistant Deputy Minister of Local Government and Planning Policy Division to municipal Chief Administrative Officers, Treasurers and Chief Planners will be forthcoming.

.../2

In addition to initiatives that I have outlined above from my ministry, there are several other proposals included in our proposed legislation that will support your communities. Changes proposed will modernize our outdated environmental assessment framework, provide more local say on future landfill sites, and ensure strong environmental oversight, while supporting faster build-out of vital transport and transit infrastructure projects to support our economy. Municipally-run courts will be able to use technology to deliver services remotely and we are also moving to fill justice of the peace vacancies faster and more transparently.

We will be extending the validity period of unused marriage licences and protecting the province's most vulnerable consumers who rely on payday loans, by proposing limits on related interest rates and fees.

Also proposed is the reduction of regulatory burdens on farming while preserving the environmental rules that will support this vital part of our economy. Businesses will be able to count on clear, focused and effective rules that do not compromise people's health, safety or the environment through our changes that continue to focus on cutting red tape. At the same time, our changes will allow health and safety standards to be updated more quickly to ensure worker safety in a changing economy.

As the province continues to reopen and the economy recovers, it's more critical than ever to position Ontario as a top-tier destination for investment, domestic growth, and job creation. A key measure to support this objective is the creation of a new investment attraction agency, Invest Ontario, that will promote the province as a key investment destination and work closely with regional partners to coordinate business development activities.

Our proposed changes will also help our communities respond in part to the challenges that this outbreak has brought to our education system. Changes proposed would allow school boards to select the best candidates for director of education for their respective communities. We will also reduce red tape that is preventing access to school for some First Nation students and by limiting unproductive suspensions for our very youngest students. Students with severe learning disabilities will have an opportunity to complete their studies in the upcoming school year and by broadening the mandates of TVO and TFO, our broadcasters will be able to support students' learning needs better during these challenging times.

Through this proposed legislation, we will take the first step towards a strong restart and recovery. More information on our proposals can be found on the Legislative Assembly of Ontario's website.

Our greatest challenges lie ahead of us, and we know we cannot overcome them alone. It's time for everyone to play a role in rebuilding Ontario together. We will ensure no community or region is left behind. Every community must recover if all of Ontario is to grow and prosper again.

.../3

Municipalities are encouraged to continue to review our Government's Emergency Information webpage at: Ontario.ca/alert. I thank you for your continued support and collaboration in these challenging times.

Sincerely,

Steve Clark
Minister of Municipal Affairs and Housing

c: Chief Administrative Officers
Municipal Clerks
Kate Manson-Smith, Deputy Minister of Municipal Affairs and Housing
Brian Rosborough, Executive Director, Association of Municipalities of Ontario

Ministry of Municipal Affairs and Housing

Office of the Minister
777 Bay Street, 17th Floor
Toronto ON M7A 2J3
Tel.: 416 585-7000

Ministère des Affaires municipales et du Logement

Bureau du ministre
777, rue Bay, 17e étage
Toronto ON M7A 2J3
Tél. : 416 585-7000

Ontario

234-2020-3359

August 12, 2020

Warden Debbie Robinson
County of Renfrew
9 International Drive
Pembroke ON K8A 6W5

Dear Warden Robinson:

On July 27, 2020, as part of the federal-provincial Safe Restart Agreement, the Ontario government announced that it had secured up to $4 billion in emergency assistance to provide Ontario's 444 municipalities with the support they need to respond to COVID-19. I am writing to you today to provide further details on this funding investment.

Municipalities play a key role in delivering critical services that Ontarians rely on and are at the frontlines of a safe reopening of the economy. This investment will provide support to municipalities and public transit operators to help them address financial pressures related to COVID-19, maintain critical services and protect vulnerable people as the province safely and gradually opens. It includes:

- Up to $2 billion to support municipal operating pressures, and
- Up to $2 billion to support municipal transit systems.

The Honourable Caroline Mulroney, Minister of Transportation, will provide more information on the transit stream of this funding.

I would also like to acknowledge the Federal government in their role in this historic agreement. As Premier Ford has indicated, "by working together, we have united the country in the face of the immense challenges brought on by COVID-19 and secured a historic deal with the federal government to ensure a strong recovery for Ontario and for Canada".

Under the municipal operating stream, $1.39 billion will be available to Ontario's municipalities to address operating pressures and local needs. This funding will be allocated in two phases: 50% allocated in Phase 1 for all municipalities, and 50% allocated in Phase 2 for municipalities that require additional funding.

The Safe Restart Agreement also includes a second phase of Social Services Relief Funding (SSRF) totalling $362 million. This is in addition to significant investments made earlier to the SSRF and in support of public health. Details will be outlined in a letter to Service Managers in the coming days.

Municipal Operating Funding Phase 1: Immediate Funding for Municipal Pressures

Phase 1 of this funding will be allocated on a per household basis and I am pleased to share that the **County of Renfrew will receive a payment of $2,780,100** to support your COVID-19 operating costs and pressures.

Please note that your municipality is accountable for using this funding for the purpose of addressing your priority COVID-19 operating costs and pressures. If the amount of the funding exceeds your municipality's 2020 COVID-19 operating costs and pressures, the province's expectation is that your municipality will place the excess funding into reserves to be accessed to support COVID-19 operating costs and pressures that you may continue to incur in 2021. Your municipality will be expected to report back to the province in March 2021 with details on your 2020 COVID-19 operating costs and pressures, your overall 2020 financial position, and the use of the provincial funds in a template to be provided by the ministry. More details on this reporting will be shared in the coming weeks.

In the meantime, I am requesting that your municipal treasurer sign the acknowledgement below and return the signed copy to the ministry by email by September 11, 2020 to Municipal.Programs@ontario.ca. Please note that we must receive this acknowledgement before making a payment to your municipality. We intend to make payments to municipalities in September, subject to finalizing details.

Phase 2: Funding for Additional Municipal Pressures

I anticipate that the funding our government is providing through Phase 1 of the municipal operating stream will be sufficient to address COVID-19 costs and pressures for most municipalities. However, we recognize that some municipalities have experienced greater financial impacts arising from COVID-19 than others. As a result, we are offering a second phase of funding to those municipalities that can demonstrate that 2020 COVID-19 operating costs and pressures exceed their Phase 1 per household allocation.

To be considered for this Phase 2 funding, municipalities will be required to submit reports outlining their COVID-19 operating costs and pressures in a template to be provided by the ministry. **These reports will be due by October 30, 2020.** Municipalities that require additional time to submit their report are asked to reach out to their Municipal Services Office contact by October 30, 2020 to request an extension to November 6, 2020. **Please note that the ministry is unable to consider municipal requests for Phase 2 funding if the municipality has not submitted its report by November 6, 2020.**

A template for this municipal report and request for consideration for Phase 2 funding will be provided shortly and will require:

1. Information about measures the municipality has undertaken to reduce financial pressures (e.g. use of reserves, cost saving measures);
2. Explanation of how the municipality applied or plans to spend Phase 1 funding towards COVID-19 operating costs and pressures;
3. A year-end forecast of COVID-19 operating costs and pressures;
4. Actual COVID-related impacts as of the end of Q3 of the municipal fiscal year (September 30, 2020);
5. Treasurer's statement as to accuracy of reporting;
6. Resolution of Council seeking additional funding.

Municipalities who are eligible and approved to receive funding under Phase 2 will be informed before the end of the calendar year and can expect to receive a payment in early 2021.

Our government will continue to be a champion for communities as we chart a path to a strong economic recovery. We thank all 444 Ontario municipal heads of council for their support through our negotiations with the federal government. Working together, we will ensure Ontario gets back on track.

Sincerely,

Steve Clark

Steve Clark
Minister of Municipal Affairs and Housing

c. Municipal Treasurer and Municipal CAO

By signing below, I acknowledge that the per household allocation of $2,780,100 is provided to the County of Renfrew for the purpose of assisting with COVID-19 costs and pressures and that the province expects any funds not required for this purpose in 2020 will be put into reserves to support potential COVID-19 costs and pressures in 2021. I further acknowledge that the County of Renfrew is expected to report back to the province on 2020 COVID-19 costs and pressures and the use of this funding.

Name: JEFFREY FOSS
Title: TREASURER
Signature:
Date: AUGUST 12, 2020

Subject: FW: AMO Policy Update – Municipal Emergency Fiscal Relief, Quarter 1 Fiscal and COVID-19 Action Plan Updates

From: AMO Communications <Communicate@amo.on.ca>
Sent: August 12, 2020 3:09 PM
Subject: AMO Policy Update – Municipal Emergency Fiscal Relief, Quarter 1 Fiscal and COVID-19 Action Plan Updates

AMO Update not displaying correctly? View the online version
Add Communicate@amo.on.ca to your safe list

August 12, 2020

AMO Policy Update – Municipal Emergency Fiscal Relief, Quarter 1 Fiscal and COVID-19 Action Plan Updates

1st Round of Municipal Emergency Funding Coming Soon – Safe Restart Agreement

The Province today announced how up to $4 billion in federal-provincial financial assistance for municipalities and transit operations will be made available to municipalities. The Province is employing an immediate allocation-based distribution, followed by a distribution based on an assessment of COVID-19-related financial impacts.

“The Province has taken a commonsense approach to the distribution of financial assistance to municipalities”, said AMO President Jamie McGarvey. “A straightforward phase 1 allocation formula will ensure every municipality and municipal transit provider will benefit from immediate assistance, while a later assessment of actual costs will ensure those hardest hit by COVID-19 are able to fulfill their role in the economic recovery.”

$2B in Operational Funding Assistance

New operational funding assistance of $1.39 billion will be delivered in two equal phases, and an additional $212 million will be invested in the $350 million Social Assistance Relief Fund (SSRF):

Phase 1:
$695 million will be distributed immediately on per household basis. All 444 municipalities will receive a letter from the Minister of Municipal Affairs and Housing setting out their Phase 1 allocation. Where there is a two-tier system, the allocation will be shared equally between the lower and upper tier.
Phase 2:
$695 million will be available to all 444 municipalities but will require an assessment of actual COVID-19 related costs and losses.

In addition, **$212 million** will be added to existing $350 million Social Services Relief fund, which is available to the 47 Service Managers, i.e. municipalities and DSSABs delivering provincial health and social services programs.

The total new investment listed above is $1.6 billion. This new funding is in addition to $350 million already invested in the SSRF (announced March and July) and $100 million already invested in municipal long-term care, bringing the total to more than $2 billion.

$2B Transit Funding Assistance:

Up to $2 billion in financial assistance for transit costs and losses will be provided to transit operating municipalities through two separate investments.

1. An immediate distribution of more than $660 million to 110 municipalities operating transit based on ridership data plus a base amount that ensures smaller transit operations will receive substantial funding.
2. A second distribution will be provided to municipal transit operators based on an assessment of actual COVID-19 fiscal pressures.

Ontario 2020-21 First Quarter Finances and Update on Ontario's COVID-19 Action Plan

The Honourable Rod Phillips, Minister of Finance, has released Ontario's 2020-21 First Quarter Finances and provided an update to *Ontario's Action Plan: Responding to COVID-19*.

The Minister outlined Ontario's direct support to the COVID-19 pandemic and noted a projected budget deficit of $38.5B – an increase from his March update of $20.5B. The increased deficit is accounted for through reduced provincial revenues, additional investments, and financial contingency planning.

Highlights from the Minister's update include:

- Total revenues fall to $150.6 billion for 2020-21. This is $5.7B lower than projected and expenses are projected to increase by $13.1B higher than forecasted in March.
- In March, the government outlined a $17B plan to support Ontario's response to COVID-19. Today, the Minister announced additional investments that will

bring the government's COVID-19 response action plan to a projected $30B. These additional investments include:

- Increased support for health care from $4.4B to $7.7B. This will assist hospital capacity, manage COVID-19 in long-term care homes, increased testing, and procuring PPE and medical supplies.
- Increased support from $7.3B to $11B for people and jobs, which includes temporary pandemic pay for eligible workers ($1.5B), up to $4B in targeted funding for municipalities and transit agencies, and temporary immediate relief for residential, farm, small business, industrial and commercial electricity consumers.

- The government is also extending provincial tax deferrals for businesses to October 1st, 2020. This additional cash flow is estimated to be $7.5B over a six-month period.

Minister Phillips stressed that fiscal flexibility was prudent and necessary to help guard against potential impacts of a "second wave". To this end, he announced that the government is ensuring $9.6 billion is available in reserves and several contingency funds.

The Province's next fiscal update will be a multi-year provincial Budget and will be delivered no later than November 15th, 2020.

AMO's COVID-19 Resources page is being updated continually so you can find critical information in one place. Please send any of your municipally related pandemic questions to covid19@amo.on.ca.

*Disclaimer: The Association of Municipalities of Ontario (AMO) is unable to provide any warranty regarding the accuracy or completeness of third-party submissions. Distribution of these items does not imply an endorsement of the views, information or services mentioned.

Please consider the environment before printing this.

Association of Municipalities of Ontario
200 University Ave. Suite 801,Toronto ON Canada M5H 3C6

Wish to Adjust your AMO Communication Preferences ? Click Here

2019 Financial Report

THE CORPORATION OF THE COUNTY OF RENFREW

THE CORPORATION OF THE COUNTY OF RENFREW

2019 FINANCIAL REPORT

INDEX

	Page
Management's Responsibility for the Consolidated Financial Statements	**2**
Auditors' Report	**3**
Consolidated Statement of Financial Position	**5**
Consolidated Statement of Operations and Accumulated Surplus	**6**
Consolidated Statement of Change in Net Financial Assets	**7**
Consolidated Statement of Cash Flows	**8**
Notes to the Consolidated Financial Statements	**9**
Trust Funds	
Auditors' Report	**24**
Statement of Financial Position	**26**
Statement of Financial Activities and Changes in Fund Balance	**26**
Note to the Financial Statements	**27**

DEPARTMENT OF FINANCE

County of Renfrew
Ontario . Canada
Experience Our History, Share Our Future!

9 INTERNATIONAL DRIVE
PEMBROKE, ON, CANADA
K8A 6W5
613-735-7288
FAX: 613-735-2081
www.countyofrenfrew.on.ca

MANAGEMENT REPORT

Management's Responsibility for the Consolidated Financial Statements

The accompanying consolidated financial statements for The Corporation of the County of Renfrew are the responsibility of the County's management and have been prepared in compliance with legislation, and in accordance with Canadian public sector accounting standards for local governments established by the Public Sector Accounting Board of the Chartered Professional Accountants of Canada.

A summary of the significant accounting policies are described in Note 1 to the consolidated financial statements. The preparation of the consolidated financial statements necessarily involves the use of estimates based on management's judgment, particularly when transactions affecting the current accounting period cannot be finalized with certainty until future periods.

The Corporation of the County of Renfrew's management maintains a system of internal controls designed to provide reasonable assurance that assets are safeguarded, transactions are properly authorized and recorded in compliance with legislative and regulatory requirements, and reliable financial information is available on a timely basis for preparation of the consolidated financial statements. These systems are monitored and evaluated by management.

The Finance & Administration Committee meets with management and the external auditors to review the consolidated financial statements and discuss any significant financial reporting or internal control matters prior to their approval of the consolidated financial statements.

The consolidated financial statements have been audited by Scott Rosien Black & Locke, independent external auditors appointed by The Corporation of the County of Renfrew. The accompanying Auditors' Report outlines their responsibilities, the scope of their examination and their opinion on The Corporation of the County of Renfrew's consolidated financial statements.

Paul Moreau
Chief Administrative Officer
August 26, 2020

Jeffrey Foss, CPA, CMA, CMO
Director of Finance/Treasurer
August 26, 2020

Scott Rosien
Black & Locke
CHARTERED PROFESSIONAL ACCOUNTANTS

T: 613-735-3981
F: 613-732-3829
E: info@srblaccountants.com
545 Pembroke Street West
Pembroke ON K8A 5P2

David M. Scott, CPA, CA
Donald W. Rosien, CPA, CA
Karen I. Black, CPA, CA
Roger A. Locke, CPA, CA
scottrosienblacklockeaccountants.com

INDEPENDENT AUDITORS' REPORT

To the Members of Council, Inhabitants and Ratepayers
of The Corporation of the County of Renfrew

Opinion
We have audited the consolidated financial statements of The Corporation of the County of Renfrew (the Corporation), which comprise the consolidated statement of financial position as at December 31, 2019, and the consolidated statements of operations and accumulated surplus, change in net financial assets and cash flows for the year then ended, and notes to the financial statements, including a summary of significant accounting policies.

In our opinion, the accompanying consolidated financial statements present fairly, in all material respects, the financial position of The Corporation of the County of Renfrew as at December 31, 2019, and the results of its operations, change in net financial assets and its cash flows for the year then ended in accordance with Canadian public sector accounting standards.

Basis for Opinion
We conducted our audit in accordance with Canadian generally accepted auditing standards. Our responsibilities under those standards are further described in the Auditor's Responsibilities for the Audit of the Consolidated Financial Statements section of our report. We are independent of The Corporation of the County of Renfrew in accordance with the ethical requirements that are relevant to our audit of the consolidated financial statements in Canada, and we have fulfilled our other ethical responsibilities in accordance with these requirements. We believe that the audit evidence we have obtained is sufficient and appropriate to provide a basis for our opinion.

Responsibilities of Management and Those Charged with Governance for the Consolidated Financial Statements
Management is responsible for the preparation and fair presentation of the consolidated financial statements in accordance with Canadian public sector accounting standards and for such internal control as management determines is necessary to enable the preparation of consolidated financial statements that are free from material misstatement, whether due to fraud or error.

In preparing the consolidated financial statements, management is responsible for assessing the Corporation's ability to continue as a going concern, disclosing, as applicable, matters related to going concern and using the going concern basis of accounting unless management either intends to liquidate the Corporation or to cease operations, or has no realistic alternative but to do so.

Those charged with governance are responsible for overseeing the Corporation's financial reporting process.

Auditor's Responsibilities for the Audit of the Consolidated Financial Statements
Our objectives are to obtain reasonable assurance about whether the consolidated financial statements as a whole are free from material misstatement, whether due to fraud or error, and to issue an auditor's report that includes our opinion. Reasonable assurance is a high level of assurance, but is not a guarantee that an audit conducted in accordance with Canadian generally accepted auditing standards will always detect a material misstatement when it exists. Misstatements can arise from fraud or error and are considered material if, individually or in the aggregate, they could reasonably be expected to influence the economic decisions of users taken on the basis of these consolidated financial statements.

As part of an audit in accordance with Canadian generally accepted auditing standards, we exercise professional judgment and maintain professional skepticism throughout the audit.

We also:

- Identify and assess the risks of material misstatement of the consolidated financial statements, whether due to fraud or error, design and perform audit procedures responsive to those risks, and obtain audit evidence that is sufficient and appropriate to provide a basis for our opinion. The risk of not detecting a material misstatement resulting from fraud is higher than for one resulting from error, as fraud may involve collusion, forgery, intentional omissions, misrepresentations, or the override of internal control.

- Obtain an understanding of internal control relevant to the audit in order to design audit procedures that are appropriate in the circumstances, but not for the purpose of expressing an opinion on the effectiveness of the Corporation's internal control.

- Evaluate the appropriateness of accounting policies used and the reasonableness of accounting estimates and related disclosures made by management.

- Conclude on the appropriateness of management's use of the going concern basis of accounting and, based on the audit evidence obtained, whether a material uncertainty exists related to events or conditions that may cast significant doubt on the Corporation's ability to continue as a going concern. If we conclude that a material uncertainty exists, we are required to draw attention in our auditor's report to the related disclosures in the consolidated financial statements or, if such disclosures are inadequate, to modify our opinion. Our conclusions are based on the audit evidence obtained up to the date of our auditor's report. However, future events or conditions may cause the Corporation to cease to continue as a going concern.

- Evaluate the overall presentation, structure and content of the consolidated financial statements, including the disclosures, and whether the consolidated financial statements represent the underlying transactions and events in a manner that achieves fair presentation.

We communicate with those charged with governance regarding, among other matters, the planned scope and timing of the audit and significant audit findings, including any significant deficiencies in internal control that we identify during our audit.

Scott Rosin Black + Locke

Chartered Professional Accountants
Licensed Public Accountants

Pembroke, Ontario
August 26, 2020

THE CORPORATION OF THE COUNTY OF RENFREW

Consolidated Statement of Financial Position

December 31, 2019, with comparative figures for 2018

	2019	2018
Financial Assets		
Cash	$ 49,260,407	$ 27,349,770
Investments (note 4)	8,381,589	18,384,350
Accounts receivable		
Federal Government	665,078	822,345
Other municipalities	-	231,473
Other	580,258	636,922
	58,887,332	47,424,860
Financial Liabilities		
Accounts payable and accrued liabilities	10,442,742	10,692,924
Temporary construction loan (note 5)	2,400,000	-
Deferred revenue – obligatory reserve fund (note 6)	3,353,044	-
Deferred revenue	186,456	142,701
Long-term liabilities (note 7)	11,435,864	12,726,342
Accrued interest on long-term liabilities	114,308	124,290
Post-employment benefits (note 8)	6,734,349	6,068,689
	34,666,763	29,754,946
Net Financial Assets	$ 24,220,569	$ 17,669,914
Non-Financial Assets		
Tangible capital assets - net (note 9)	$ 208,773,678	$ 208,724,690
Tangible capital assets - construction in progress (note 9)	71,610,861	69,034,636
Inventory	672,976	566,871
Prepaid expenses	859,326	228,141
	281,916,841	278,554,338
Accumulated Surplus (note 10)	**$ 306,137,410**	**$ 296,224,252**

Commitments (note 11)
Contingencies (note 12)

The accompanying notes are an integral part of these consolidated financial statements.

THE CORPORATION OF THE COUNTY OF RENFREW

Consolidated Statement of Operations and Accumulated Surplus

Year ended December 31, 2019, with comparative figures for 2018

	2019 Budget (note 13)	2019 Actual	2018 Actual
REVENUES:			
Levies on area municipalities	$ 42,130,536	$ 42,053,736	$ 40,556,082
Payments-in-lieu of taxation	4,272,519	4,290,441	4,214,797
Other municipal revenue	3,722,119	3,638,952	4,310,581
User fees and service charges	16,521,438	17,435,028	17,086,527
Government grants	63,106,853	61,434,666	61,783,280
Investment income	760,000	1,180,324	834,317
Donation, fines and other	8,334,690	1,415,872	15,869,934
Total revenues	138,848,155	131,449,019	144,655,518
EXPENDITURES:			
General government	9,207,965	8,291,291	7,370,089
Protection services	1,164,941	1,018,465	1,046,747
Transportation services	18,070,193	18,411,344	18,454,849
Health services	19,752,184	19,352,627	21,804,991
Social and family services	59,355,894	57,469,669	57,683,495
Social housing	14,826,211	14,313,958	14,396,698
Recreation and cultural services	333,000	381,330	835,943
Planning and development	2,413,974	2,251,519	2,326,467
Loss on disposal of tangible capital assets	-	45,658	55,839
Total expenditures	125,124,362	121,535,861	123,975,118
Annual surplus	**13,723,793**	**9,913,158**	**20,680,400**
Accumulated surplus, beginning of year	**296,224,252**	**296,224,252**	**275,543,852**
Accumulated surplus, end of year	**$ 309,948,045**	**$ 306,137,410**	**$ 296,224,252**

The accompanying notes are an integral part of these consolidated financial statements.

THE CORPORATION OF THE COUNTY OF RENFREW

Consolidated Statement of Change in Net Financial Assets

Year ended December 31, 2019, with comparative figures for 2018

	2019 Budget	2019 Actual	2018 Actual
Annual surplus	$ 13,723,793	$ 9,913,158	$ 20,680,400
Amortization of tangible capital assets	13,010,963	13,404,176	12,821,944
Acquisition of tangible capital assets	(21,060,234)	(13,566,842)	(13,336,570)
Donated tangible capital assets under construction	(6,703,190)	-	(14,264,867)
Loss on disposal of tangible capital assets	-	45,658	55,839
Proceeds on sale of tangible capital assets	-	68,020	273,859
Acquisition of tangible capital assets under construction	-	(2,576,225)	(3,657,049)
Decrease (increase) in inventory	-	(106,105)	101,885
Decrease (increase) in prepaid expenses	-	(631,185)	4,975
Increase (decrease) in net financial assets	**(1,028,668)**	**6,550,655**	**2,680,416**
Net financial assets, beginning of year	**17,669,914**	**17,669,914**	**14,989,498**
Net financial assets, end of year	**$ 16,641,246**	**$ 24,220,569**	**$ 17,669,914**

The accompanying notes are an integral part of these consolidated financial statements.

THE CORPORATION OF THE COUNTY OF RENFREW

Consolidated Statement of Cash Flows

Year ended December 31, 2019, with comparative figures for 2018

	2019	2018
OPERATIONS		
Annual surplus	$ 9,913,158	$ 20,680,400
Non-cash charges to operations:		
Amortization of tangible capital assets	13,404,176	12,821,944
Loss on disposal of tangible capital assets	45,658	55,839
Donated tangible capital assets	-	(14,264,867)
Uses:		
Increase in other accounts receivable	-	(141,795)
Increase in recoverable from Federal Government	-	(149,320)
Increase in inventory	(106,105)	-
Increase in prepaid expenses	(631,185)	-
Decrease in accounts payable and accrued liabilities	(250,182)	-
Decrease in accrued interest on long-term debt	(9,982)	-
Total Uses	(997,454)	(291,115)
Sources:		
Decrease in other accounts receivable	56,664	-
Decrease in recoverable from other municipalities	231,473	42,010
Decrease in recoverable from Federal Government	157,267	-
Decrease in recovery from Provincial Government	-	1,086,891
Decrease in inventory	-	101,885
Decrease in prepaid expenses	-	4,975
Increase in accounts payable and accrued liabilities	-	614,243
Increase in deferred revenue – obligatory reserve fund	3,353,044	-
Increase in deferred revenue	43,755	44,737
Increase in accrued interest on long-term liabilities	-	7,496
Increase in post-employment liabilities	665,660	2,697,001
Total Sources	4,507,863	4,599,238
Increase in Cash from Operations	**26,873,401**	**23,601,439**
CAPITAL		
Acquisition of tangible capital assets	(13,566,842)	(13,336,570)
Proceeds on disposal of tangible capital assets	68,020	273,859
Additions to tangible capital assets under construction	(2,576,225)	(3,657,049)
Total Capital	(16,075,047)	(16,719,760)
INVESTING		
Decrease (increase) in investments	10,002,761	(9,953,475)
Total Investing	10,002,761	(9,953,475)
FINANCING		
Advances (repayments) on temporary construction loans	2,400,000	(3,447,822)
Long-term liabilities paid	(1,290,478)	(1,077,529)
Long-term debt issued	-	3,750,000
Total Financing	1,109,522	(775,351)
Increase (decrease) in cash	**21,910,637**	**(3,847,147)**
Cash, beginning of year	**27,349,770**	**31,196,917**
Cash, end of year	**$ 49,260,407**	**$ 27,349,770**

The accompanying notes are an integral part of these consolidated financial statements.

The Corporation of the County of Renfrew is an upper tier municipality in the Province of Ontario, Canada. The provisions of provincial statutes such as the Municipal Act and related legislation guide its operations.

1. Accounting Policies

The consolidated financial statements of The Corporation of the County of Renfrew are the representation of management and are prepared in accordance with Canadian Public Sector accounting standards for local governments as recommended by the Public Sector Accounting Board of the Chartered Professional Accountants of Canada. Significant aspects of the accounting policies adopted by the Corporation are as follows:

(a) (i) Basis of Consolidation

These consolidated financial statements reflect the assets, liabilities, operating revenues and expenditures, reserves, and changes in investment in tangible capital assets and include the activities of all committees of Council.

The Renfrew County Housing Corporation has been consolidated.

All inter-fund assets and liabilities and sources of revenues and expenditures have been eliminated.

(ii) Trust Funds

Trust funds and their related operations administered by The Corporation of the County of Renfrew are not consolidated, but are reported separately on the "Trust Fund Statements of Financial Position, Financial Activities and Changes in Fund Balance".

(b) Basis of Accounting

(i) Accrual Basis of Accounting

Revenue and expenditures are reported on the accrual basis of accounting. The accrual basis of accounting recognizes revenues as they are earned and measurable; expenditures are recognized as they are incurred and measurable as a result of receipt of goods or services and the creation of a legal obligation to pay.

(ii) Non-Financial Assets

Non-financial assets are not available to discharge existing liabilities and are held for use in the provision of services. They have useful lives extending beyond the current year, and are not intended for sale in the ordinary course of operations. The change in non-financial assets during the year, together with the excess of revenues over expenses, provides the change in net financial assets for the year.

(iii) Cash

Cash is defined as cash on hand and cash on deposit, net of outstanding cheques at the reporting date.

1. Accounting Policies (continued)

(b) Basis of Accounting (continued)

(iv) Tangible Capital Assets

Tangible capital assets are recorded at cost, which includes all amounts that are directly attributable to acquisition, construction, development or betterment of the asset. The cost, less residual value, of the tangible capital assets is amortized on a straight-line basis over their estimated useful lives as follows:

	Estimated useful life
Land improvements	20 to 25 years
Buildings	25 to 60 years
Machinery and equipment	5 to 25 years
Vehicles	4 to 20 years
Linear assets	15 to 99 years

Leasehold improvements are amortized on a straight-line basis over the current lease term plus one subsequent lease term.

Construction in progress comprises capital assets under construction, not yet placed into service and pre-construction activities related to specific projects expected to be constructed. Amortization is not recorded on assets under construction.

The Corporation of the County of Renfrew has a capitalization threshold so that individual capital assets of lesser value are expensed.

Tangible capital assets received as contributions are recorded at their fair value at the date of receipt, and that fair value is also recorded as revenue. Similarly, transfers of assets to third parties are recorded as an expense equal to the net book value of the asset as of the date of the transfer.

(v) Accounts Receivable

Accounts receivable are reported net of any allowance for doubtful accounts.

(vi) Inventory and prepaid expenses

Inventory and prepaid expenses held for consumption are recorded at the lower of cost or replacement value.

(vii) Deferred Revenue – Obligatory Reserve Fund

The Corporation receives restricted contributions under the authority of federal legislation. These funds by their nature are restricted in their use and until applied to applicable costs are recorded as deferred revenue. Amounts applied to qualifying expenses are recorded as revenue in the fiscal period they are expended.

1. Accounting Policies (continued)

(b) Basis of Accounting (continued)

(viii) Deferred Revenue

Deferred revenues represent user charges and fees which have been collected but for which the related services have yet to be performed. These amounts will be recognized as revenues in the fiscal year the related expenditures are incurred or services performed.

(ix) Employee Benefit Plan

The contributions to a multi-employer, defined benefit pension plan are expensed when contributions are due.

The costs of post-employment benefits are recognized when the event that obligates the Corporation occurs. Costs include projected future income payments, health care continuation costs and fees paid to independent administrators of these plans, calculated on a present value basis.

(x) Use of Estimates

The preparation of these consolidated financial statements in conformity with Canadian generally accepted accounting principles requires management to make estimates and assumptions which affect the reported amounts of assets and liabilities at the date of the consolidated financial statements and the reported amounts of revenues and expenditures for the year. These estimates and assumptions, including such areas as post-employment benefits and useful lives of tangible capital assets, are based on the Corporation's best information and judgement and may differ significantly based on actual results.

(xi) Financial Instruments

The Corporation has classified its cash and investments as held for trading and they are stated at fair value. Accounts receivable are classified as loans and receivables, which are measured at amortized cost. Accounts payable and accrued liabilities, deferred revenue, long-term liabilities, accrued interest on long-term liabilities and post-employment benefit liabilities are classified as other liabilities which are measured at cost.

(xii) Government Transfers

Government transfers are recognized in the consolidated financial statements in the period in which the events giving rise to the transfer occur, providing the transfers are authorized, any eligibility criteria have been met and reasonable estimates of the amounts can be made.

(xiii) Liabilities for Contaminated Sites

The liability for remediation of contaminated sites will be recognized when an environmental standard exists, the contamination exceeds the environmental standard, the Corporation is directly responsible for remediation of the contaminated site, and a reasonable estimate of the amount can be made.

2. Trust Funds

Trust funds administered by The Corporation of the County of Renfrew amounting to $127,823 (2018 - $124,294) have not been included in the "Consolidated Statement of Financial Position" nor have their operations been included in the "Consolidated Statement of Operations".

3. Pension Agreement

The Corporation of the County of Renfrew, on behalf of its eligible employees, is a participant in the Ontario Municipal Employees Retirement System (OMERS). OMERS is a defined benefit pension plan, fully funded by equal contributions from participating employers and employees, and by the investment earnings of the OMERS Fund. OMERS pensions are calculated using a defined benefit formula, taking into account length of service and average annual wage that is designed to integrate with the pension payable from the Canada Pension Plan.

Because OMERS is a multi-employer plan, the County of Renfrew does not recognize any share of the plan surplus of $1.531 billion (2018 - $2.7 billion deficit) base on the total fair market value of the plan's assets, as this is a joint responsibility of all Ontario municipalities and their employees.

The amount contributed to OMERS for 2019 was $3,368,948 (2018 - $3,354,289) for current service and is included as an expenditure on the Consolidated Statement of Operations. At December 31, 2019 there is no liability for past service under this agreement.

4. Investments

Investments are stated at cost plus accrued interest and are comprised of the following:

	2019	2018
B2B Bank GIC (December 5/22 - 2.87%)	$ 100,213	$ 100,213
Bank of Montreal GIC (October 15/19 - 2.46%)	-	1,005,257
Bank of Montreal GIC (December 18/19 - 2.83%)	-	10,010,080
Bank of Montreal GIC (September 20/21 - 1.75%)	502,469	502,469
Bank of Montreal GIC (November 6/23 - 3.51%)	1,005,385	1,005,385
Bank of Montreal GIC (May 8/24 - 2.63%)	1,017,149	-
Bank of Montreal GIC (October 15/24 - 2.31%)	1,004,936	-
BMO Trust GIC (September 16/20 - 2.16%)	503,166	503,166
Canadian Tire Bank GIC (December 5/22 - 2.91%)	100,215	100,215
CDN Western Bank GIC (May 8/19 - 2.35%)	-	1,015,323
CDN Western Bank GIC (November 18/20 - 2.35%)	200,554	200,554
CDN Western Bank GIC (May 8/24 - 2.9%)	1,018,910	-
Concentra Bank GIC (December 5/22 - 2.9%)	100,215	100,215
Equitable Bank GIC (September 20/21 - 1.85%)	100,522	100,522
Home Equity Bank GIC (September 16/20 -2.17%)	100,636	100,636
HSBC Bank of Canada GIC (August 12/20 - 2.10%)	403,268	403,268
Laurentian Bank GIC (September 20/21 - 1.86%)	100,525	100,525
LBC Trust GIC (December 5/22 - 2.87%)	100,212	100,212
Manulife Bank GIC (September 19/22 - 2.65%)	503,775	503,775
Montreal Trust GIC (May 7/20 - 2.20%)	1,014,406	1,014,406
Montreal Trust GIC (June 8/21 - 2.00%)	404,537	404,537
National Bank GIC (May 7/19 - 2.00%)	-	1,013,096
President's Choice Bank GIC (September 20/21 - 1.76%)	100,496	100,496
	$ 8,381,589	$ 18,384,350

5. Temporary Construction Loan

During 2018 the Corporation established a temporary construction loan from Ontario Infrastructure and Lands Corporation (OILC) to finance the rehabilitation of Madawaska River Bridge. The construction loan has been authorized to a maximum of $6 million with a floating interest rate throughout the term of the loan until it is replaced by a debenture. During 2019 the Corporation drew an advance on this loan.

The balance of the temporary construction loans is as follows:

	2019	2018
Madawaska River Bridge	$ 2,400,000	$ -
	$ 2,400,000	$ -

6. Deferred Revenue – Obligatory Reserve Fund

A requirement of the public sector accounting standards of the Chartered Professional Accountants of Canada is that obligatory reserve funds be reported as deferred revenue. This requirement is in place as federal legislation restricts how these funds may be used. The balance in the obligatory reserve fund is summarized below:

	2019	2018
Balance, beginning of year	$ -	$ 6,871
Revenue		
Federal gasoline tax	5,479,296	2,756,191
Utilization		
Transfer for capital	2,126,252	2,763,062
Balance, end of year	$ 3,353,044	$ -

7. Long-Term Liabilities

The balance of the long-term liabilities reported on the Consolidated Statement of Financial Position is made up of long-term liabilities incurred by the Corporation and are outstanding at the end of the year:

	2019	2018
Long-term debt issued by the Corporation bearing interest at 5.656%, payable $313,405 on April 4th and October 4th of each year, including principal and interest. Maturing October 4, 2024	$ 2,697,028	$ 3,151,908
3.01% Debenture, payable $197,926 semi-annually, including principal and interest, maturing February 1, 2032	4,098,488	4,364,946
3.08% Debenture, payable $219,284 semi-annually, including principal and interest, maturing April 16, 2028	3,257,898	3,588,466
1.96% Mortgage, payable $4,480 monthly, including principal and interest, maturing March 1, 2021	66,345	118,145
2.61% Mortgage, payable $8,274 monthly, including principal and interest, maturing November 1, 2023	369,376	457,827
2.60% Mortgage, payable $10,349 monthly, including principal and interest, maturing June 1, 2028	946,729	1,045,050
	$ 11,435,864	$ 12,726,342

Principal repayments relating to the long-term liabilities of $11,435,864 outstanding as at December 31, 2019 are due as follows:

2020	$ 1,340,936
2021	1,352,936
2022	1,393,337
2023	1,441,279
2024	1,407,599
Thereafter	4,499,777
	$ 11,435,864

The 1.96% mortgage is secured by a first charge on the land and building located at 63 Russell Street, Arnprior with a carrying value of $642,978.

The 2.61% mortgage is secured by a first charge on the land and building located at 200 Caruso Street, Arnprior with a carrying value of $885,363.

The 2.60% mortgage is secured by a first charge on the land and building located at 26 Spruce Street, Arnprior with a carrying value of $1,162,567.

8. Post-Employment Benefits

	2019	2018
Post-employment benefits are summarized as follows:		
Sick leave benefits	$ 973,682	$ 1,008,286
Workplace Safety and Insurance Board obligations	5,760,667	5,060,403
	$ 6,734,349	$ 6,068,689

(a) Under the sick leave benefit plan, unused sick leave can accumulate and employees may become entitled to a cash payment when they leave the municipality's employment.

The liability for these accumulated days, to the extent that they have vested and could be taken in cash by an employee on termination, amounted to $973,682 (2018 – $1,008,286) at the end of the year.

(b) The County of Renfrew is a Schedule 2 employer under the Workplace Safety and Insurance Board Act and, as such, has assumed the liability for any costs awarded under the Workplace Safety and Insurance Board Act. An independent actuarial evaluation undertaken in 2018 determined that the liability for present and future awards is $5,760,667 as at December 31, 2019.

Actuarial gains and losses are expensed immediately in the fiscal year that they arise.

The significant actuarial assumptions adopted in estimating the Corporation's accrued benefit obligation for WSIB claims include a discount rate of 3.75% and an inflation rate of 2.5%.

Information with respect to the Corporation's Workplace Safety and Insurance Board future payments is as follow:

	2019	2018
Accrued benefit liability, beginning of year	$ 5,060,403	$ 2,411,611
Expense recognized for the period	1,843,619	637,467
Benefits paid for the period	(1,143,355)	(835,790)
Actuarial loss recognized	-	2,847,115
Accrued benefit liability, end of year	$ 5,760,667	$ 5,060,403

9. Tangible Capital Assets

(a) Tangible capital assets by functional classification:

	General Government	Protection Services	Transportation Services	Health Services	Social and Family Services	Social Housing	Planning and Development	2019	2018
Cost									
Balance, beginning of year	$ 29,118,637	$ 289,190	$ 345,683,791	$ 6,544,439	$ 59,924,839	$ 38,153,263	$ 1,189,246	$ 480,903,405	$ 470,934,417
Additions during the year	602,000		9,780,198	1,013,155	941,959	1,193,436	36,094	13,566,842	13,336,570
Disposals during the year	-		(2,175,789)	(629,062)	(121,237)	(193,903)	-	(3,119,991)	(3,367,582)
Balance, end of year	$ 29,720,637	$ 289,190	$ 353,288,200	$ 6,928,532	$ 60,745,561	$ 39,152,796	$ 1,225,340	$ 491,350,256	$ 480,903,405
Accumulated amortization									
Balance, beginning of year	$ (8,010,085)	$ (265,136)	$ (214,863,456)	$ (3,399,908)	$ (22,143,263)	$ (22,864,959)	$ (631,908)	$ (272,178,715)	$(262,394,655)
Amortization during the year	(652,871)	(6,399)	(9,277,309)	(972,482)	(1,436,784)	(1,038,500)	(19,831)	(13,404,176)	(12,821,944)
Accumulated amortization, on disposals	-	-	2,140,502	618,881	107,877	139,053	-	3,006,313	3,037,884
Balance, end of year	$ (8,662,956)	$ (271,535)	$ (222,000,263)	$ (3,753,509)	$ (23,472,170)	$ (23,764,406)	$ (651,739)	$ (282,576,578)	$ (272,178,715)
Net book value of tangible capital assets	$ 21,057,681	$ 17,655	$ 131,287,937	$ 3,175,023	$ 37,273,391	$ 15,388,390	$ 573,601	$ 208,773,678	$ 208,724,690
Construction in progress	$ 228,508	$ -	$ 21,830,855	$ -	$ 12,211	$ 5,237	$ 49,534,050	$ 71,610,861	$ 69,034,636

9. Tangible Capital Assets (continued)

(b) Tangible capital assets by asset class:

	Land	Land Improvements	Buildings	Machinery and Equipment	Leasehold Improvements	Vehicles	Linear Assets	2019	2018
Cost									
Balance, beginning of year	$ 6,153,894	$ 5,074,929	$ 110,301,886	$ 11,292,586	$ 428,748	$ 14,362,195	$ 333,289,167	$ 480,903,405	$ 470,934,417
Additions during the year	7,115	267,268	2,181,211	430,410	115,153	1,751,738	8,813,947	13,566,842	13,336,570
Disposals during the year		(13,600)	(180,303)	(121,237)		(1,307,256)	(1,497,595)	(3,119,991)	(3,367,582)
Balance, end of year	$ 6,161,009	$ 5,328,597	$ 112,302,794	$ 11,601,759	$ 543,901	$ 14,806,677	$ 340,605,519	$ 491,350,256	$ 480,903,405
Accumulated amortization									
Balance, beginning of year	$ -	$ (2,492,323)	$ (46,183,695)	$ (7,653,573)	$ (428,748)	$ (7,996,744)	$ (207,423,632)	$ (272,178,715)	$ (262,394,655)
Amortization during the year	-	(173,282)	(2,506,572)	(591,268)	(391)	(1,513,819)	(8,618,844)	(13,404,176)	(12,821,944)
Accumulated amortization on disposals	-	13,600	125,453	107,877		1,297,074	1,462,309	3,006,313	3,037,884
Balance, end of year	$ -	$ (2,652,005)	$ (48,564,814)	$ (8,136,964)	$ (429,139)	$ (8,213,489)	$ (214,580,167)	$ (282,576,578)	$ (272,178,715)
Net book value of tangible capital assets	$ 6,161,009	$ 2,676,592	$ 63,737,980	$ 3,464,795	$ 114,762	$ 6,593,188	$ 126,025,352	$ 208,773,678	$ 208,724,690
Construction in progress	$ -	$ 5,237	$ 201,702	$ 39,018	$ -	$ -	$ 71,364,904	$ 71,610,861	$ 69,034,636

10. Accumulated Surplus

	2019	2018
Accumulated surplus comprised of:		
Reserves - current	$ 6,566,558	$ 21,256,181
Reserves - capital	40,848,853	17,461,956
Invested in tangible capital assets	280,384,539	277,759,326
Unfunded		
Capital	(3,492,327)	(1,458,180)
Post-employment benefits	(6,734,349)	(6,068,689)
Long-term liabilities	(11,435,864)	(12,726,342)
Accumulated Surplus	$ 306,137,410	$ 296,224,252

11. Commitments

(a) Under the terms of various operating lease agreements, future minimum payments over the next four years are as follows:

2020	$ 248,000
2021	95,971
2022	97,886
2023	24,592
	$ 466,449

(b) The Renfrew County Housing Corporation has entered into a long-term service agreement with the Ontario Clean Water Agency that ends February 2025.

Future minimum payments are as follows:

2020	$ 48,171
2021	48,306
2022	48,306
2023	48,306
2024	48,306
2025	8,051
	$ 249,446

(c) On April 28, 2016 County Council passed a By-Law to enter into a significant Asset Donation Agreement with Canadian Pacific Railway Company. The County of Renfrew and its partners, the County of Lanark and Township of Papineau-Cameron will be acquiring 296 km of the CP Rail Corridor over a three year period beginning in October 2016. The County of Renfrew will be responsible for a cash payment of $360,300 and a donation tax receipt for $55,624,583. Furthermore, it is anticipated that this transaction will cost a further $164,000 in legal, survey and closing costs.

11. Commitments (continued)

This acquisition is recorded as a tangible capital asset - construction in progress on the consolidated statement of financial position. It is anticipated that the remaining amount under this commitment will be transferred in 2020.

12. Contingencies

At December 31, 2019 the Corporation of the County of Renfrew is defending itself with respect to legal actions for damages.

The impact of these actions on the consolidated financial statements is not determinable as at the date of the auditors' report. Neither the possible outcome nor the amount of possible settlement, if any, can be foreseen. Therefore, no provision has been made in the consolidated financial statements.

In the event that any amount is payable, it will be recorded as an expenditure in the year it is disbursed.

13. Budget Figures

The operating budget approved by County Council for 2019 is reflected on the consolidated statement of operations. Budget figures have not been audited and are presented for information purposes only. The budgets established for capital investment in tangible capital assets are on a project-oriented basis, the costs of which may be carried out over one or more years and, therefore, may not be comparable with current year's actual expenditure amounts. Budget figures have been reclassified for the purposes of these consolidated financial statements to comply with Public Sector Accounting Board (PSAB) reporting requirements.

14. Service Contract with the Ministry of Community and Social Services and the Ministry of Children and Youth Services

The Corporation of the County of Renfrew has a service contract with the Ministry of Community and Social Services and the Ministry of Children and Youth Services. A review of these programs shows a surplus of $351,267 as at December 31, 2019. These surplus amounts are reflected in the total payable to the Province of Ontario (net).

15. Subsequent events

Subsequent to December 31, 2019, the outbreak of the novel strain of coronavirus (Covid-19) has resulted in governments worldwide enacting emergency measures to combat the spread of the virus. The ongoing situation remains fluid and the Corporation is currently assessing the impacts of this on its operations. It is anticipated that the most significant negative impact will be to user fees and service charges. At this time, it is not possible to reliably estimate any further impacts that the global Covid-19 outbreak may have on the financial results and condition of the Corporation.

16. Financial instruments

(a) Fair value:

The carrying values of cash, investments, accounts receivable, accounts payable and accrued liabilities, temporary construction loans, deferred revenue and accrued interest on long-term liabilities approximate the fair value due to their short-term nature.

The carrying value of the long-term liabilities is considered to be its fair value because the interest rate approximates the market rate that would be available to the Corporation for the same or similar instruments at December 31, 2019.

(b) Interest rate risk:

The long-term liabilities bear interest at fixed interest rates. Consequently, the long-term debt risk exposure is minimal.

(c) Credit risk:

The Corporation provides credit to other agencies and to its tenants during the normal course of operations. The Corporation determines on a continuing basis, the probable losses and records a provision for losses based upon the stated realizable value. Concentration of credit risk with respect to accounts receivable is limited due to the number of other agencies and tenants involved. The Corporation does not run any significant risk with respect to a single account receivable.

It is the Management's opinion that the Corporation is not exposed to significant interest, currency or credit risks arising from its financial instruments.

17. Premium surplus

The Corporation of the County of Renfrew is a participating member of the Municipal Benefits Committee (MBC). The MBC is currently on a Refund Accounting basis. Under this arrangement both the insurance carrier, and the MBC share in the financial risk of the Extended Health and Dental benefit plans. In 2018, the insurance carrier notified the Corporation that there was an accumulated surplus of $1,081,064 in this plan (less $450,000 reserve). The Corporation decided to withdraw its share of the surplus in 2019 through the utilization of a premium holiday. The Corporation's share of this premium holiday was $310,961.

18. Comparative figures

Certain of the 2018 comparative figures have been reclassified to conform with the financial presentation adopted in 2019.

19. Segmented Information

The Corporation of the County of Renfrew is a municipal government organization that provides a range of services to its residents. County services are reported by function and their activities are separately disclosed in the segmented information.

For each reported segment, revenues and expenses represent both amounts that are directly attributable to the segment and amounts that are allocated on a reasonable basis. Certain allocation methodologies are employed in the preparation of segmented financial information. Taxation, payments-in-lieu of taxes and certain unconditional government transfers are apportioned based on each segment's net requirements.

The accounting policies used in these segments are consistent with those followed in the preparation of the consolidated financial statements as disclosed in Note 1.

General Government

General government consists of the activities of Council and general financial and administrative management of The Corporation of the County of Renfrew and its programs and services.

Protection Services

Protection services include emergency measures and provincial offences operation for The Corporation of the County of Renfrew.

Transportation Services

The activities of the transportation function include construction and maintenance of The Corporation of the County of Renfrew's roads and bridges.

Health Services

The health services function consists of land ambulance services and contributions to the local Health Unit.

Social and Family Services

The social and family services consist of general assistance to inhabitants, homes of the aged and child care services.

Social Housing

The social housing services provides affordable housing to qualified inhabitants of The Corporation of the County of Renfrew.

Recreation and cultural services

Recreation services includes the trail development activities for The Corporation of the County of Renfrew.

Planning and Development

The planning and development services function manages commercial, industrial and residential development within The Corporation of the County of Renfrew.

19. Segmented Information (continued)

For the Year Ended December 31, 2019

	General Government	Protection Services	Transportation Services	Health Services	Social and Family Services	Social Housing	Recreation & Cultural	Planning and Development	Consolidated
Revenues									
Levies on area municipalities	$11,773,978	$ (440,171)	$ 14,360,558	$ 9,491,052	$ 4,172,550	$ 5,007,655	$ 279,085	$ 1,699,470	$ 46,344,177
Other municipal revenue	-	160,264	-	1,154,635	1,643,203	674,850	-	6,000	3,638,952
User fees and service charges	1,405,716	-	708,800	233,975	9,862,530	4,873,181	38,931	311,895	17,435,028
Government grants	885,220	-	3,444,211	9,081,010	43,362,028	4,385,166	63,316	213,715	61,434,666
Investment income	933,439	-	-	73,480	104,622	68,783	-	-	1,180,324
Donation, fines and other	3,242	1,375,340	-	7,453	29,837	-	-	-	1,415,872
	15,001,595	1,095,433	18,513,569	20,041,605	59,174,770	15,009,635	381,332	2,231,080	131,449,019
Expenditures									
Salaries, wages and benefits	3,157,643	324,037	3,917,622	15,090,514	27,673,176	2,237,037	63,654	1,802,450	54,266,133
Interest on long-term debt	231,812	-	-	-	165,710	38,225	-	-	435,747
Materials	2,133,046	393,568	4,429,033	1,683,497	7,407,194	7,641,925	317,676	406,768	24,412,707
Contracted services	1,900,508	191,944	726,094	111,497	8,515,875	1,982,661	-	22,470	13,451,049
Rents and financial expense	215,411	102,517	61,286	41,907	252,795	1,309,060	-	-	1,982,976
Transfer payments	-	-	-	1,452,730	12,018,135	66,550	-	-	13,537,415
Loss (gain) on disposal of tangible capital assets	-	-	(3,316)	(19,236)	13,360	54,850	-	-	45,658
Amortization of tangible capital assets	652,871	6,399	9,277,309	972,482	1,436,784	1,038,500	-	19,831	13,404,176
	8,291,291	1,018,465	18,408,028	19,333,391	57,483,029	14,368,808	381,330	2,251,519	121,535,861
Annual surplus (deficit)	$ 6,710,304	$ 76,968	$ 105,541	$ 708,214	$ 1,691,741	$ 640,827	$ 2	$ (20,439)	$ 9,913,158

19. Segmented Information (continued)

For the Year Ended December 31, 2018

	General Government	Protection Services	Transportation Services	Health Services	Social and Family Services	Social Housing	Recreation & Cultural	Planning and Development	Consolidated
Revenues									
Levies on area municipalities	$ 7,208,224	$ (588,412)	$ 16,477,109	$ 11,001,576	$ 3,924,920	$ 4,949,276	$ 320,038	$ 1,478,148	$ 44,770,879
Other municipal revenue	-	117,578	-	1,376,130	1,987,938	640,580	179,037	9,318	4,310,581
User fees and service charges	1,322,906	-	802,342	250,456	9,656,702	4,487,945	24,656	541,520	17,086,527
Government grants	-	-	3,636,828	8,697,635	44,015,753	4,778,478	346,296	308,290	61,783,280
Investment income	620,699	-	-	92,635	80,365	40,618	-	-	834,317
Donation, fines and other	4,365	1,590,975	297,235	8,567	-	-	13,968,792	-	15,869,934
	9,156,194	1,120,141	21,213,514	21,426,999	59,665,678	14,896,897	14,838,819	2,337,276	144,655,518
Expenditures									
Salaries, wages and benefits	3,114,807	402,336	3,854,487	17,776,545	26,970,833	2,182,297	47,988	1,760,665	56,109,958
Interest on long-term debt	215,151	-	-	-	190,724	54,066	-	-	459,941
Materials	1,293,607	351,246	4,844,955	1,713,340	7,503,230	7,285,179	787,955	526,809	24,306,321
Contracted services	1,889,681	181,909	753,258	58,807	8,517,393	2,367,664	-	22,469	13,791,181
Rents and financial expense	199,972	101,978	82,252	40,914	259,772	1,297,823	-	-	1,982,711
Transfer payments	-	-	-	1,421,259	12,805,614	220,350	-	-	14,447,223
Loss (gain) on disposal of tangible capital assets	-	-	256,901	(221,203)	2,707	17,434	-	-	55,839
Amortization of tangible capital assets	656,871	9,278	8,919,897	794,126	1,435,929	989,319	-	16,524	12,821,944
	7,370,089	1,046,747	18,711,750	21,583,788	57,686,202	14,414,132	835,943	2,326,467	123,975,118
Annual surplus (deficit)	$ 1,786,105	$ 73,394	$ 2,501,764	$ (156,789)	$ 1,979,476	$ 482,765	$ 14,002,876	$ 10,809	$ 20,680,400

Scott Rosien
Black & Locke
CHARTERED PROFESSIONAL ACCOUNTANTS

T: 613-735-3981
F: 613-732-3829
E: info@srblaccountants.com
545 Pembroke Street West
Pembroke ON K8A 5P2

David M. Scott, CPA, CA
Donald W. Rosien, CPA, CA
Karen L. Black, CPA, CA
Roger A. Locke, CPA, CA
scottrosienblacklockeaccountants.com

INDEPENDENT AUDITORS' REPORT

To the Members of Council, Inhabitants and Ratepayers
of The Corporation of the County of Renfrew

Opinion
We have audited the trust fund financial statements of The Corporation of the County of Renfrew (the Corporation), which comprise the statement of financial position as at December 31, 2019, and the statement of financial activities and change in fund balance for the year then ended, and notes to the financial statements, including a summary of significant accounting policies.

In our opinion, the accompanying trust fund financial statements present fairly, in all material respects, the financial position of the trust fund of The Corporation of the County of Renfrew as at December 31, 2019, and the results of its financial activities and change in fund balances for the year then ended in accordance with Canadian public sector accounting standards.

Basis for Opinion
We conducted our audit in accordance with Canadian generally accepted auditing standards. Our responsibilities under those standards are further described in the Auditor's Responsibilities for the Audit of the Trust Fund Financial Statements section of our report. We are independent of The Corporation of the County of Renfrew in accordance with the ethical requirements that are relevant to our audit of the trust fund financial statements in Canada, and we have fulfilled our other ethical responsibilities in accordance with these requirements. We believe that the audit evidence we have obtained is sufficient and appropriate to provide a basis for our opinion.

Responsibilities of Management and Those Charged with Governance for the Trust Fund Financial Statements
Management is responsible for the preparation and fair presentation of the trust fund financial statements in accordance with Canadian public sector accounting standards and for such internal control as management determines is necessary to enable the preparation of financial statements that are free from material misstatement, whether due to fraud or error.

In preparing the trust fund financial statements, management is responsible for assessing the Corporation's ability to continue as a going concern, disclosing, as applicable, matters related to going concern and using the going concern basis of accounting unless management either intends to liquidate the Corporation or to cease operations, or has no realistic alternative but to do so.

Those charged with governance are responsible for overseeing the Corporation's financial reporting process.

Auditor's Responsibilities for the Audit of the Trust Fund Financial Statements
Our objectives are to obtain reasonable assurance about whether the trust fund financial statements as a whole are free from material misstatement, whether due to fraud or error, and to issue an auditor's report that includes our opinion. Reasonable assurance is a high level of assurance, but is not a guarantee that an audit conducted in accordance with Canadian generally accepted auditing standards will always detect a material misstatement when it exists. Misstatements can arise from fraud or error and are considered material if, individually or in the aggregate, they could reasonably be expected to influence the economic decisions of users taken on the basis of these financial statements.

As part of an audit in accordance with Canadian generally accepted auditing standards, we exercise professional judgment and maintain professional skepticism throughout the audit.

We also:

- Identify and assess the risks of material misstatement of the trust fund financial statements, whether due to fraud or error, design and perform audit procedures responsive to those risks, and obtain audit evidence that is sufficient and appropriate to provide a basis for our opinion. The risk of not detecting a material misstatement resulting from fraud is higher than for one resulting from error, as fraud may involve collusion, forgery, intentional omissions, misrepresentations, or the override of internal control.

- Obtain an understanding of internal control relevant to the audit in order to design audit procedures that are appropriate in the circumstances, but not for the purpose of expressing an opinion on the effectiveness of the Corporation's internal control.

- Evaluate the appropriateness of accounting policies used and the reasonableness of accounting estimates and related disclosures made by management.

- Conclude on the appropriateness of management's use of the going concern basis of accounting and, based on the audit evidence obtained, whether a material uncertainty exists related to events or conditions that may cast significant doubt on the Corporation's ability to continue as a going concern. If we conclude that a material uncertainty exists, we are required to draw attention in our auditor's report to the related disclosures in the financial statements or, if such disclosures are inadequate, to modify our opinion. Our conclusions are based on the audit evidence obtained up to the date of our auditor's report. However, future events or conditions may cause the Corporation to cease to continue as a going concern.

- Evaluate the overall presentation, structure and content of the trust fund financial statements, including the disclosures, and whether the trust fund financial statements represent the underlying transactions and events in a manner that achieves fair presentation.

We communicate with those charged with governance regarding, among other matters, the planned scope and timing of the audit and significant audit findings, including any significant deficiencies in internal control that we identify during our audit.

Scott Rosien Black + Locke

Chartered Professional Accountants
Licensed Public Accountants

Pembroke, Ontario
August 26, 2020

THE CORPORATION OF THE COUNTY OF RENFREW

Trust Fund Statement of Financial Position

December 31, 2019, with comparative figures for 2018

		2019		2018
Financial Assets				
Cash	$	127,823	$	124,294
	$	**127,823**	**$**	**124,294**
Fund Balance				
Residents' equity	$	127,823	$	124,294
	$	**127,823**	**$**	**124,294**

Trust Fund Statement of Financial Activities
And Change in Fund Balance

Year ended December 31, 2019, with comparative figures for 2018

		2019		2018
Revenue:				
Deposits from residents	$	650,123	$	720,577
Expenditure:				
Payment for maintenance, withdrawals by residents and estate payments		646,594		710,250
Change in Financial Assets		**3,529**		**10,327**
Fund Balance at The Beginning of The Year		**124,294**		**113,967**
Fund Balance at The End of The Year	**$**	**127,823**	**$**	**124,294**

The accompanying note is an integral part of these financial statements.

These financial statements reflect the financial activity and financial position of funds held in trust by The Corporation of the County of Renfrew for residents of Bonnechere Manor and Miramichi Lodge.

1. Significant accounting policies:

(a) Financial instruments:

The Corporation of the County of Renfrew adopted the accounting standards that were issued by the Chartered Professional Accountants of Canada, particularly Section 3855, Financial Instruments – Recognition and Measurement. This section establishes standards for recognizing and measuring financial assets and financial liabilities. All financial instruments must be classified as held for trading, available-for-sale, held to maturity, loans and receivables, or other financial liabilities. The Corporation has classified its cash as held for trading and is stated at fair value.

It is management's opinion that the Corporation is not exposed to significant interest, currency or credit risks arising from its financial instruments.

Scott Rosien
Black & Locke
CHARTERED PROFESSIONAL ACCOUNTANTS

T: 613-735-3981
F: 613-732-3829
E: info@srblaccountants.com
545 Pembroke Street West
Pembroke ON K8A 5P2

David M. Scott, CPA, CA
Donald W. Rosien, CPA, CA
Karen I. Black, CPA, CA
Roger A. Locke, CPA, CA
scottrosienblacklockeaccountants.com

Mrs. Jennifer Murphy, Chair
Finance and Administration Committee
9 International Drive
Pembroke, Ontario
K8A 6W5

August 13, 2020

Dear Finance and Administration Committee Members:

We have been engaged to audit the consolidated financial statements of The Corporation of The County of Renfrew (the "Municipality") for the year ending December 31, 2019.

Canadian generally accepted auditing standards required that we communicate at least annually with you regarding all relationships between the Municipality and Scott Rosien Black & Locke, in our professional judgement, may reasonably be thought to bear on our independence. These standards also require that we communicate to you the total fees charged to the Municipality for non-audit services during the last year.

In determining which relationships to report, these standards require us to consider relevant rules and related interpretations prescribed by the appropriate provincial institute and applicable legislation, covering such matters as:

(a) holding a financial interest, either directly or indirectly, in a client;
(b) holding a position, either directly or indirectly, that gives the right or responsibility to exert significant influence over the financial or accounting policies of a client;
(c) personal or business relationships or immediate family, close relatives, partners or retired partners, either directly or indirectly, with a client;
(d) economic dependence on a client; and
(e) provision of services in addition to the audit engagement.

We have prepared the following comments to facilitate our discussion with you regarding independence matters arising since June 13, 2019, the date of our last letter regarding independence.

The Corporation of the County of Renfrew Child Care Services Department is renting space at 545 Pembroke Street West, Pembroke, Ontario. This building is owned by the spouses of some of the partners of Scott Rosien Black & Locke.

We are not aware of any other relationships between the Municipality and us that, in our professional judgement, may reasonably be thought to bear on our independence, that have occurred from June 13, 2019 to August 13, 2020.

The total fees charged to the Corporation of the County of Renfrew for audit services were $47,001.00 and for other services were $7,607.00 during the period from January 1, 2019 to December 31, 2019. The appendix provides an analysis of these services according to the types of services and dollar ranges agreed with you.

GAAS requires that we confirm our independence to the audit committee. However, since the Rules of Professional Conduct of the Chartered Professional Accountants of Ontario deal with the concept of independence in terms of objectivity, our confirmation is to be made in that context. Accordingly, we hereby confirm that we are objective with respect to the Municipality within the meaning of the Rules of Professional Conduct of the Chartered Professional Accountants of Ontario as of August 13, 2020.

This report is intended solely for the use of the finance and administration committee, the executive committee, management, and others within the Municipality and should not be used for any other purposes.

Yours truly,

SCOTT ROSIEN BLACK & LOCKE

Karen Black

Karen Black, CPA, CA

The Corporation of the County of Renfrew
Appendix to Independence Letter
August 13, 2020

AUDIT SERVICES

1) Corporation of the County of Renfrew		
General Fund	$ 24,026.00	
Bonnechere Manor	7,254.00	
Miramichi Lodge	7,254.00	$ 38,534.00
2) Renfrew County Housing Corporation		8,467.00
Subtotal		47,001.00

OTHER SERVICES

Auditor's Report on Schedule of Starter Company Plus Program for the period January 1, 2017 to March 31, 2019	515.00	
Accounting assistance for nine days	6,100.00	
Auditors' Report as required by the Ministry of Health and Long-Term Care for Healthy Kids Community Challenge Program	248.00	
Auditors' Report as required by the Ministry of Education for the Early ON Programs	248.00	
Auditors' Report as required by the Ministry of Education for Child Care Service Program	248.00	
Auditors' Report as required by the Ministry of Community and Social Services Ontario Works Program	248.00	7,607.00
		$ 54,608.00

Scott Rosien
Black & Locke
CHARTERED PROFESSIONAL ACCOUNTANTS

T: 613-735-3981
F: 613-732-3829
E: info@srblaccountants.com
545 Pembroke Street West
Pembroke ON K8A 5P2

David M. Scott, CPA, CA
Donald W. Rosien, CPA, CA
Karen I. Black, CPA, CA
Roger A. Locke, CPA, CA
scottrosienblacklockeaccountants.com

The Corporation of the County of Renfrew
9 International Drive
Pembroke, Ontario
K8A 6W5

July 29, 2020

Dear Sirs:

We have recently completed our audit examination of the consolidated financial statements of The Corporation of the County of Renfrew for the year ended December 31, 2019. The purpose of this letter is to bring to your attention certain matters that we encountered in the course of our work and to offer our comments and recommendations. These comments, by their nature, are critical and do not address the many strong features and controls within the Corporation's systems.

The primary purpose of our examination was to enable us to form an opinion on the consolidated financial statements of The Corporation of the County of Renfrew for the year ended December 31, 2019. We reviewed and tested the Corporation's financial systems and related internal controls to the extent we considered necessary to evaluate the systems as required by generally accepted auditing standards. Our study and evaluation with respect to these financial systems was not designed for the purpose of expressing an opinion on the internal controls. It would not necessarily disclose all weaknesses in the system.

As a result of our audit examination, we have no specific recommendations that should be considered by Council at this time.

Yours very truly,

SCOTT ROSIEN BLACK & LOCKE

Karen Black

Karen Black, CPA, CA

Scott Rosien
Black & Locke
CHARTERED PROFESSIONAL ACCOUNTANTS

T: 613-735-3981
F: 613-732-3829
E: info@srblaccountants.com
545 Pembroke Street West
Pembroke ON K8A 5P7

David M. Scott, CPA, CA
Donald W. Rosien, CPA, CA
Karen I. Black, CPA, CA
Roger A. Locke, CPA, CA
scottrosienblacklockeaccountants.com

Finance & Administration Committee
The Corporation of the County of Renfrew
9 International Drive
Pembroke, Ontario K8A 6W5

August 13, 2020

Dear Councillor Jennifer Murphy:

Re: Audit Findings

This letter has been prepared to assist you with your review of the consolidated financial statements of The Corporation of the County of Renfrew for the period ending December 31, 2019. We look forward to meeting with you and discussing the matters outlined below.

Audit Status
We have completed the audit of the consolidated financial statements, with the exception of the following items:

1. Receipt of a signed representation letter by management;
2. Completing our discussions with County Council;
3. Obtaining evidence of the Council's approval of the financial statements;

Once these items have been completed, we will date and sign our auditor's report.

Significant Matters Arising
Changes to Audit Plan
There were no changes to the audit plan as previously presented to you in our audit planning letter dated December 11, 2019.

Significant Difficulties Encountered
There were no significant difficulties encountered during our audit.

Comments on Accounting Practices
Accounting Policies
The significant accounting policies used by the entity are outlined in Note 1 to the consolidated financial statements.

- There were no significant changes in accounting policies
- We did not identify any alternative accounting policies that would have been more appropriate in the circumstances
- We did not identify any significant accounting policies in controversial or emerging areas.

Significant Accounting Estimates
The following significant estimates/judgments are contained in the consolidated financial statements:
- *Allowance for doubtful accounts;*
- *Book value of capital assets;*

Based on audit work performed, we are satisfied with the estimates made by management.

Significant Financial Statement Disclosures
We did not identify any financial statement disclosures that are particularly significant, sensitive or require significant judgments, that we believe should be specifically drawn to your attention.

Uncorrected Misstatements
We accumulated uncorrected misstatements that we identified during our audit and communicated them to management. The uncorrected misstatements for the current period have been included in Appendix A.

Significant Deficiencies in Internal Control
A deficiency in internal control exists when a control is designed, implemented or operated in such a way that it is unable to prevent, or detect and correct, misstatements in the financial statements on a timely basis, or when a control necessary to prevent, or detect and correct, misstatements in the consolidated financial statements on a timely basis is missing.

A significant deficiency in internal control is defined as a deficiency or combination of deficiencies in internal control that, in the auditor's professional judgment, is of sufficient importance to merit the attention of those charged with governance.

To identify and assess the risks of material misstatement in the consolidated financial statements, we are required to obtain an understanding of internal control relevant to the audit. This understanding is used for the limited purpose of designing appropriate audit procedures. It is not used for the purpose of expressing an opinion on the effectiveness of internal control and, as a result, we do not express any such opinion. The limited purpose also means that there can be no assurance that all significant deficiencies in internal control, or any other control deficiencies, will be identified during our audit.

We did not identify any control deficiencies that, in our judgment, would be considered significant deficiencies.

Written Representations
In a separate communication we have requested a number of written representations from management in respect to their responsibility for the preparation of the consolidated financial statements in accordance with Canadian Public Sector Accounting Standards.

Other Audit Matters of Governance Interest
We did not identify any other matters to bring to your attention at this time.

We would like to thank management and staff for the assistance they provided to us during the audit.

We hope the information in this audit findings letter will be useful. We would be pleased to discuss them with you and respond to any questions you may have.

This letter was prepared for the sole use of those charged with governance of The Corporation of the County of Renfrew to carry out and discharge their responsibilities. The content should not be disclosed to any third party without our prior written consent, and we assume no responsibility to any other person.

Yours truly,

SCOTT ROSIEN BLACK & LOCKE

Karen Black

Karen Black, CPA, CA

Client:	County of Renfrew General Fund	WP Ref
Year end:	31-Dec-19	Signature
SUMMARY OF AUDIT DIFFERENCES		Date

WP Ref	Accounts affected and description of audit difference	Known error Balance sheet DR (CR)	Known error Income statemen DR (CR)	Most likely error Balance sheet DR (CR)	Most likely error Income statemen DR (CR)	Difference affects working capital
C-8/1	Prepaid expense	42,436		42,436		
	Fire Expense		(42,436)		(42,436)	
	Record 2020 admin fee on fire contract as prepaid					
C-8/2	Emergency Mgmt Revenue		42,436		42,436	
	Deferred Revenue	(42,436)		(42,436)		
	Record 2020 fire administration fee invoiced to participating municipalities at year end as deferred revenue.					
C-58/2	Capital Asset	152,531		152,531		
	HST	16,848		16,848		
	Accounts Payable	(169,379)		(169,379)		
	To record cut-off error for purchase of backhoe in 2019.					
	Total pre-tax error before client corrections					
	Less client corrections					
	Net amount to SAD	(0)	-	-	-	

Client:	County of Renfrew - Miramichi Lodge	WP Ref
Year end:	31-Dec-19	Signature
SUMMARY OF AUDIT DIFFERENCES		Date

WP Ref	Accounts affected and description of audit difference	Known error		Most likely error		
		Balance sheet DR (CR)	Income statement DR (CR)	Balance sheet DR (CR)	Income statemen DR (CR)	Difference affects working capital
	No SAD entries in 2019					
	Total pretax error before client corrections					
	Less client corrections					
	Net amount to SAD	0	0	0	0	

Client:	County of Renfrew - Bonnechere Manor	WP Ref
Year end:	31-Dec-19	Signature
SUMMARY OF AUDIT DIFFERENCES		Date

WP Ref	Accounts affected and description of audit difference	Known error Balance sheet DR (CR)	Known error Income statement DR (CR)	Most likely error Balance sheet DR (CR)	Most likely error Income statemen DR (CR)	Difference affects working capital
C-5	Accounts payable	12,595		12,595		
	Subscriptions and Memberships		(12,595)		(12,595)	
	To record accounts payable cut-off errors. Amount is for 2020 expenditure.					
	Total pretax error before client corrections					
	Less client corrections					
	Net amount to SAD	12,790	(12,790)	12,790	(12,790)	

Client:	Renfrew County Housing Corporation			WP Ref			
Year end:	31-Dec-19			Signature			
SUMMARY OF AUDIT DIFFERENCES				Date			
		Known error		Most likely error			
WP	Accounts affected and	Balance sheet	Income statement	Balance sheet	Income statement	Difference affects	
Ref	description of audit difference	DR (CR)	DR (CR)	DR (CR)	DR (CR)	working capital	
BB	Rent		-270		-10,435		
	Rent Receivable	270		10,435			
	To accrue projected misstatement of						
	rental income.						
B-2/20	Rent A/R	11,146		11,146			
	Rent prepayments	-11,146		-11,146			
	To reallocate rent prepayments included						
	in AR balance.						
C-18/1	Accounts payable	-13,896		-13,896			
	HST rebate	1,382		1,382			
	RCHC Admin - Purchased services		12,514		12,514		
	To record Refact consulting Homelessness						
	plan review invoice cut-off error.						
	Total pretax error before client corrections						
	Less client corrections						
	Net amount to SAD	-12,244	12,244	-2,079	2,079		

Appendix I

Electronic Participation in Municipal Meetings

July 2020

This document is intended to give a summary of complex matters. It does not include all details and does not take into account local facts and circumstances. This document refers to or reflects laws and practices that are subject to change. Municipalities are responsible for making local decisions that are in compliance with the law such as applicable statutes and regulations. This document applies only to those municipalities whose meeting rules are governed by the Municipal Act, 2001.

This document replaces previous guidance released in March 2020 regarding electronic participation in municipal meetings during emergencies.

This document, as well as any links or information from other sources referred to in it, should not be relied upon, including as a substitute for specialized legal or other professional advice in connection with any particular matter. The user is solely responsible for any use or application of this document.

Overview

The province has made changes to the *Municipal Act* to allow members of councils, committees and certain local boards who participate in open and closed meetings electronically to be counted for purposes of quorum (the minimum number of members needed to conduct business at a meeting).

These provisions are optional. Municipalities continue to have the flexibility to determine if they wish to use these provisions and incorporate them in their individual procedure bylaws.

Municipalities may wish to review their procedure bylaws to determine whether to allow members to participate in meetings electronically, and whether to take advantage of the new provisions based on their local needs and circumstances.

What a municipality can do

A municipality can choose to hold a special meeting to amend their procedure bylaw to allow electronic participation. During this special meeting, members participating electronically can be counted for the purposes of quorum.

Municipal councils, committees and boards can choose to amend their procedure bylaws to:

- allow the use of electronic participation at meetings
- state whether members can participate in both open meeting and closed meetings
- state whether members participating electronically count towards quorum

It is up to municipalities to determine:

- whether to use these provisions
- the method of electronic participation
- the extent to which members can participate electronically (for example, it is up to municipalities to decide whether all council members participate electronically or whether some still participate when physically present in council chambers)

Technology to use for electronic meetings

Municipalities, their boards and committees can choose the technology best suited to their local circumstances so:

- their members can participate electronically in decision-making
- meetings can be open and accessible to the public

Municipalities may want to engage with peers who have electronic participation in place to find out about best practices as they revise their procedure bylaws. Some municipalities may choose to use teleconferences while others may use video conferencing.

Open meeting requirements

If a municipality chooses to amend their procedure bylaw to allow people to participate electronically, meetings would still be required to follow existing meeting rules, including that the municipality:

- provides notice of meetings to the public
- maintains meeting minutes
- continues to hold meetings open to the public (subject to certain exceptions)

The *Municipal Act* specifies requirements for open meetings to ensure that municipal business is conducted transparently, and with access for and in view of the public. There are limited circumstances under the *Municipal Act* when municipal meetings can be conducted in closed session.

Rules for local boards

Local boards subject to the meeting rules in the *Municipal Act* include:

- municipal service boards
- transportation commissions
- boards of health
- planning boards
- many other local boards and bodies

Some local boards may not be covered. For example, police services, library and school boards have different rules about their meetings, which are found in other legislation.

Municipalities are best positioned to determine whether a local entity is considered a local board. If in doubt whether a local entity is covered under these rules, municipalities can seek independent legal advice regarding the status of local entities and whether these new provisions would apply to them.

Contact

If you have questions regarding how these new provisions might impact your municipality, contact your local Municipal Services Office.

- **Central Municipal Services Office**
  Telephone: 416-585-6226 or 1-800-668-0230
- **Eastern Municipal Services Office**
  Telephone: 613-545-2100 or 1-800-267-9438
- **Northern Municipal Services Office (Sudbury)**
  Telephone: 705-564-0120 or 1-800-461-1193
- **Northern Municipal Services Office (Thunder Bay)**
  Telephone: 807-475-1651 or 1-800-465-5027
- **Western Municipal Services Office**
  Telephone: 519-873-4020 or 1-800-265-4736

Additional Resources

- Municipal Act, 2001: https://www.ontario.ca/laws/statute/01m25
- The Ontario Municipal Councillor's Guide: https://www.ontario.ca/document/ontario-municipal-councillors-guide-2018

Proxy Voting for Municipal Council Members

July 2020

This document is intended to give a summary of complex matters. It does not include all details and does not take into account local facts and circumstances. This document refers to or reflects laws and practices that are subject to change. Municipalities are responsible for making local decisions that are in compliance with the law such as applicable statutes and regulations. This document applies only to those municipalities whose meeting rules are governed by the Municipal Act, 2001.

This document, as well as any links or information from other sources referred to in it, should not be relied upon, including as a substitute for specialized legal or other professional advice in connection with any particular matter. The user is solely responsible for any use or application of this document.

Overview

The province is providing municipalities with the flexibility to choose to allow proxy votes for municipal council members who are absent. This power helps ensure continuing representation of constituents' interests on municipal councils when a member is unable to attend in person due to, for example, illness, a leave of absence, or the need to practice physical distancing.

Municipalities that wish to allow proxy voting must amend their procedure bylaws to allow a member of council to appoint another member of the same council to act in their place when they are absent.

Optional and Flexible

Allowing proxy voting is optional and it is up to each municipality to determine whether to allow proxies for council and under what circumstances. If a municipal council chooses to allow proxy voting, it is up to each member to decide whether they wish to appoint a member of that council as a proxy or not if they are to be absent.

Municipalities have the flexibility to determine the scope and extent of proxy appointments including, for example, any local rules or limitations, the process for appointing or revoking a proxy, and how proxyholders may participate in meetings. Municipalities may wish to consider:

- how proxies may be established and revoked;
- circumstances where proxies may or may not be used; and
- how a proxyholder may participate in a meeting including voting, speaking, or asking questions on behalf of the appointing member.

If a municipality chooses to allow proxy voting, it would be the role of the municipal clerk to establish a process for appointing and revoking proxies. Municipalities may also wish to consider addressing proxy voting in their code of conduct or other local policies to help ensure that votes are appropriately cast and that the local process is followed.

Once a proxy has been appointed, the appointing member could revoke the proxy using the process established by the municipal clerk.

Limitations

Limits to the proxy appointment process are set out in legislation. These include:

- A proxyholder cannot be appointed unless they are a member of the same council as the appointing member:
    - For upper-tiers, this means that a proxyholder has to be a member of the same upper-tier council as the appointee, regardless of lower-tier membership;

- A member cannot act as a proxyholder for more than one other member of council at a time;
- An appointed proxy is not counted when determining if a quorum is present;
- A member appointing a proxy shall notify the municipal clerk of the appointment in accordance with a local process established by the clerk; and
- When a recorded vote is taken, the clerk shall record the name and vote of every proxyholder and the name of the member of council for whom the proxyholder is acting.

Council member absence rules still apply. This means that a member's seat would become vacant if they are absent from the meetings of council for three successive months without being authorized to do so by a resolution of council.

Accountability and Transparency

Members appointing proxies or acting as proxyholders are required to follow existing accountability and transparency requirements. For example, a member may not appoint a proxy or serve as a proxyholder on a matter in which they have a pecuniary interest under the *Municipal Conflict of Interest Act*. Municipalities may also want to consider transparency measures such as:

- communicating to the public who has appointed a proxy and who is serving as a proxy;
- publishing meeting agendas in advance so that proxies can be appointed, if needed, and potential conflicts of interest can be identified; and
- allowing members to participate electronically when not able to attend meetings in person rather than appointing a proxy.

For more information about existing accountability and transparency requirements, including the Municipal Conflict of Interest Act, codes of conduct and the role of the local integrity commissioner, please see the Municipal Councillor's Guide.

Contact

If you have questions regarding how these new provisions may impact your municipality, contact your local Municipal Services Office with the Ministry of Municipal Affairs and Housing.

- **Central Municipal Services Office**
  Telephone: 416-585-6226 or 1-800-668-0230
- **Eastern Municipal Services Office**
  Telephone: 613-545-2100 or 1-800-267-9438
- **Northern Municipal Services Office (Sudbury)**
  Telephone: 705-564-0120 or 1-800-461-1193
- **Northern Municipal Services Office (Thunder Bay)**
  Telephone: 807-475-1651 or 1-800-465-5027
- **Western Municipal Services Office**
  Telephone: 519-873-4020 or 1-800-265-4736

Additional Resources

- Municipal Act, 2001: https://www.ontario.ca/laws/statute/01m25
- The Ontario Municipal Councillor's Guide: https://www.ontario.ca/document/ontario-municipal-councillors-guide-2018

DEPARTMENT OF FINANCE

County of Renfrew
Ontario . Canada
Experience Our History, Share Our Future!

9 INTERNATIONAL DRIVE
PEMBROKE, ON, CANADA
K8A 6W5
613-735-7288
FAX: 613-735-2081
www.countyofrenfrew.on.ca

MEMORANDUM

TO: County Council

FROM: Jeffrey Foss, CPA, CMA, CMO
Director of Finance/Treasurer

DATE: June 11, 2020

SUBJECT: Lease Agreement Between the Corporation of the County of Renfrew and Macquarie Equipment Finance Ltd. for Symantec/Broadcom Software Licences

---

In accordance with the Statement of Lease Financing Policy and Goals adopted as Policy GA-04 by the Council of the Corporation of the County of Renfrew, I am submitting my report on the proposed lease agreement between the Corporation of the County of Renfrew and Macquarie Equipment Finance Ltd for Symantec/Broadcom Software Licences.

In my opinion, the proposed lease is within the exemption category of Policy GA-04 and its costs and risks, in combination with all other leases of that category entered into or proposed to be entered into in 2020 by the County of Renfrew will not result in a material impact as defined within Policy GA-04. Material impact, as defined within Policy GA-04, is one where the costs or risks significantly affect, or would reasonably be expected to have a significant affect on the debt and financial obligation limit prescribed under Ontario Regulation 403/02, as amended for the Corporation of the County of Renfrew.

Signed by:

Jeffrey Foss, CPA, CMA, CMO
Director of Finance/Treasurer
Corporation of the County of Renfrew

THE CORPORATION OF THE COUNTY OF RENFREW

BY-LAW NUMBER 87-20

A BY-LAW TO ENTER INTO A LEASE AGREEMENT WITH MACQUARIE EQUIPMENT FINANCE LTD. FOR LEASE OF SYMANTEC/BROADCOM SOFTWARE LICENCES

WHEREAS the *Municipal Act, 2001, S.O. 2001, c.25*, as amended, Sections 8, 9 and 11, authorizes Council to enter into agreements for the purpose of leasing;

AND WHEREAS the County of Renfrew deems it desirable to enter into a lease agreement with Macquarie Equipment Finance Ltd., for lease of Symantec/Broadcom software licenses;

NOW THEREFORE the Council of the Corporation of the County of Renfrew hereby enacts as follows:

1. The lease agreement marked as Schedule "A" attached to and made part of this by-law shall constitute an agreement between the Corporation of the County of Renfrew, Lessee and Macquarie Equipment Finance Ltd., Lessor.

2. THAT the Warden and Clerk are hereby empowered to do and execute all things, papers, and documents necessary to the execution of this by-law.

3. THAT this By-law is enacted and will take effect upon the final passing thereof.

READ a first time this 26th day of August 2020.

READ a second time this 26th day of August 2020.

READ a third time and finally passed this 26th day of August 2020.

DEBBIE ROBINSON, WARDEN	PAUL V. MOREAU, CLERK

Installment Payment Agreement No. 1104000
dated July 27th, 2020
(Soft Costs)

Customer: Corporation of the County of Renfrew	**Funder:** Macquarie Equipment Finance (Canada) Limited GST/HST Reg. No. 816824528RC0001 181 Bay Street, Suite 3100 P.O. Box 830 Toronto, ON M5J 2T3
Base Term: 3 Years **Periodic Payment:** $15,402.18 comprised of $13,630.25 net payment plus $1,771.93 HST **Payment Period:** Each calendar year during the Term. **Payment Dates:** The Periodic Payment for each Payment Period is due in advance on the first day of each Payment Period. **Base Term Commencement Date:** The first day of the first whole Payment Period occurring on or after the last Acceptance Date. **Outside Acceptance Date: _July 31, 2020_____.**	**Provider:** **Product Agreement:** **Financed Amount:** **Products:** **Acceptance Date:** _____Customer certifies, with such Acceptance Date, that Customer has fully accepted the Products under this Agreement and the Product Agreement.

1. Financing. On the terms of this Installment Payment Agreement (***"Agreement"***) Funder will finance for Customer, and for Customer's benefit satisfy, Customer's obligation to Provider to pay the Financed Amount for Customer to receive, use, or benefit from the Products, including any Products that are software, licenses, maintenance, support, professional or other services, or consumables, and also including, if applicable, any Products that are Customer's obligation to pay taxes or license fees or other fees or amounts. The Product Agreement includes, in addition to that referred to above, all other agreements relating to the Products to which Customer is a party or has the benefit of. The Products include, in addition to those referred to above, the right to and benefit of (but not any of Customer's obligations relating to) any representations, warranties, promises, refunds, rebates, indemnification, abatements, accounts, general intangibles, payments, or other compensation under or relating thereto or to the Product Agreement, that Customer is or may become entitled to, regardless of how or when arising (***"Compensation Rights"***), and any proceeds thereof or of any other Products. The Provider includes, in addition to the person referred to above, any other person providing, supplying, or performing the Products or to whom Funder satisfies or is to satisfy the Financed Amount. The provisions of this Agreement preceding this section control to the extent of inconsistencies with the rest of this Agreement.

2. Acceptance; Term. When Customer is prepared to receive the Products, Customer will request Funder to transfer to Customer via electronic funds transfer an amount equal to the Financed Amount, which amount Customer shall immediately upon receipt remit to Provider in full in payment for the Products and shall provide Funder with evidence reasonably acceptable to Funder that Customer has paid the Financed Amount to Provider. Upon receipt of the Products Customer shall promptly certify its acceptance of the Products in the attached form of Acceptance Certificate (***"Acceptance Certificate"***). The date of Customer's acceptance of the Product is its ***"Acceptance Date"*** (even if the Products are to be performed or provided at a later date). The term of the financing of a Product (***"Term"***) begins on and as of the Product's Acceptance Date and then continues to the Base Term Commencement Date and then for the Base Term (but if the Base Term Commencement Date precedes the Acceptance Date, the Term begins on and as of the Base Term Commencement Date and then continues for the Base Term). If within 10 days of Funder's transfer of the Financed Amount to Customer (i) the Acceptance Date fails to occur or (ii) Customer fails to provide Funder with reasonably acceptable evidence that Customer has paid the Financed Amount to Provider, Customer shall be obligated to repay immediately to Funder the Financed Amount together with interest calculated at a rate of 12 percent per annum for the period Customer holds the Financed Amount.

3. Payment of Financed Amount. Funder will fund the Financed Amount to Customer for remittance to Provider in payment for the Products only if no Event of Default, or event that with notice or the lapse of time or both would constitute an Event of Default, exists or is continuing and on or before the Outside Acceptance Date (or, if no such date is specified herein, one month from the date hereof), or such later date as Funder may in its sole discretion agree to in writing, Funder receives: the Agreement or Acceptance Certificate, if executed subsequently to the Agreement, executed by Customer; if requested by Funder, Provider's invoices to Customer or Funder for the Financed Amount and Customer's written approval of such invoices; and such other documents or assurances as Funder may request hereunder or as it may otherwise reasonably request. Customer will otherwise remain solely responsible for all of its obligations under or relating to the Products and the Product Agreement, including, until the foregoing conditions are met, its obligation to pay the Financed Amount.

4. Payments. Customer will pay the Periodic Payments to Funder, at such address as Funder may specify in writing (including in any invoice), on the Payment Date for each Payment Period during the Term. Periodic Payments for a partial Payment Period will be prorated based on a 360-day year comprising four 90-day quarters and twelve 30-day months. This Agreement is not terminable except as expressly provided herein. Funder will apply payments received hereunder first to costs of collection or enforcement, then to any unpaid late charges, then, in such order and manner as Funder may determine in its sole discretion, to any outstanding Periodic Payments and taxes or other amounts due hereunder. This Agreement is a financing agreement and is independent of the Product Agreement. **Customer's payment obligations are absolute, unconditional, and nonrefundable, and not subject to abatement, reduction, offset, recoupment, compensation, cross-claim, counterclaim, notice, demand, or any defense whatsoever, arising hereunder, under the Product Agreement, or otherwise, or against Funder, Assignee, Provider, or any other person (even if any of the foregoing persons is affiliated or closely connected by ownership, contract, or otherwise with any other of the foregoing persons), or any such person's Insolvency Event, or Provider's inability or other failure to provide or perform the Products or perform the Product Agreement (even if the Product Agreement provides for or permits Customer to offset, recoup, or suspend payment of Financed Amounts).** Upon delivery of the Acceptance Certificate for a Product, the Periodic Payments will be unconditionally earned by Funder, regardless of whether or when the Product is provided or performed. Customer may prepay Periodic Payments at any time without penalty, fee, discount, or rebate. Amounts due to Funder hereunder that are not paid within 10 days will bear interest, payable upon demand, at 12% per year, or such lesser rate as may be the maximum lawful rate, from their due dates. If any amount required to be paid hereunder would otherwise be considered the collection of interest in excess of the maximum lawful amount: Customer will not be obligated to pay the excess; any excess previously paid will be refunded; and any

payments remaining to be paid will be reduced as necessary to eliminate Customer's obligation to pay the excess.

5. Taxes. Customer will pay Funder (or pay directly to the applicable taxing authority if instructed in writing by Funder) all taxes, fees, and assessments that may be imposed by any governmental entity or taxing authority on the Periodic Payments or Products, or their purchase (by Customer or Funder), ownership, delivery, return, possession, operation, sale (by Funder to Customer), or rental, whether imposed on Funder or Customer or any of their affiliates or Products, this Agreement, or any related instrument ('Taxes'). Taxes include all license and registration fees, environmental fees, and all sales, use, personal property, business transfer, value added, goods and services, and other taxes, and governmental and transaction charges, together with any penalties, fines and interest thereon (except to the extent resulting from Funder's negligence or willful misconduct), that may be imposed during the Term or after the Term or during any interim period from Acceptance Date to the Base Term Commencement Date, and relating to events or conditions occurring or existing during the Term or any such interim period. Customer will not be liable for Taxes imposed on or measured by Funder's net income.

6. Covenants. Customer will comply with the Product Agreement and all laws and regulations applicable thereto or to this Agreement, the Products, or Customer. Customer will furnish Funder with its certified or audited financial statements at any time that they are not readily available without cost or registration through its own or a governmental website. Customer represents and warrants that its financial statements previously or hereinafter so furnished or available have been and will be prepared in accordance with generally accepted accounting principles and accurately present Customer's financial position as of the dates given. At Funder's request, Customer will furnish Funder with: evidence satisfactory to Funder of the names, titles, signatures, and authority of those persons executing this Agreement and related documents on Customer's behalf; information and documents (including verification of identity, location, legal status, and formation) as may required for Funder's voluntary or necessary compliance with the laws of Canada or other applicable laws; and such other information and documents as Funder may reasonably request. Without Funder's written consent, Customer will not terminate the Product Agreement for any reason, including upon a failure of Provider to perform it or a Provider Insolvency Event. If requested by Funder, Customer will obtain Customer's and Provider's written agreement that: (a) Customer will automatically be in default under the Product Agreement upon an Event of Default hereunder, and, upon such an occurrence, Funder will have the rights and remedies, without notice, to (or to have Provider) terminate, suspend, or withhold any Products and exercise any other remedies available with respect to the Products; (b) such rights and remedies may be granted non-exclusively to Funder who may directly enforce them against Customer; (c) if Customer becomes entitled to any refund, rebate, abatements, payments, or other compensation, in cash or in kind, from Provider as a result of any Compensation Rights, the compensation shall first be remitted by Provider to Funder for application against all outstanding Financed Amounts; and (d) none of the foregoing, nor Funder's exercise of any of the foregoing, will cause Funder to be responsible for any performance due from Provider or Customer (under the Product Agreement or otherwise). Any failure of Provider to perform any of the foregoing shall not condition, limit, or affect Customer's obligations to Funder under this Agreement.

7. Title; Security Interest. Funder does not own the Products. To secure Customer's payment and performance of this Agreement, Customer grants funder a security interest in the Products and irrevocably grants and transfers to Funder and its successors and assigns a license and right, which Funder may avail itself of after an Event of Default, in the Products and all of Customer's rights to receive, use, or benefit from any Products, and the right to terminate, suspend, or withhold Customer's license or other rights to receive, use, or benefit from any Products, including by, and Customer consents to, Funder requesting Provider to terminate, suspend, or withhold any Products (and Customer irrevocably waives any claim it may have against Funder or Provider with respect to any such actions; Provider shall be a third party beneficiary of the foregoing consent and waiver). This is a present grant to Funder, but it may be acted upon by Funder only after an Event of Default. Nothing in this Agreement affects Customer's right to receive, use, or benefit from the Products or the Product Agreement before an Event of Default. Customer authorizes Funder and its agents, and Funder's successors and assigns, to file financing statements to give public notice of Funder's security interest in the Products and any proceeds thereof and Customer waives, to the extent permitted by law, any right to receive copies of any financing statements or copies of other notices or filings Funder makes at any time in connection with this Agreement.

8. Disclaimers and Limitations. Customer has independently selected the Products and Provider based solely on its own judgment and without relying on any statements made by Funder. Funder does not make any statement, representation, warranty, or promise made by Provider. Neither Provider nor Funder are the agents of one another (even if one of them is affiliated or closely connected by ownership, contract, or otherwise with the other). **Funder finances the Financed Amount of the Products for Customer As-Is, Where-Is, What-is, If-Is. Funder disclaims all representations, warranties, and conditions as to the Products, expressed or implied, including as to: the Products' design, compliance with specifications, durability, quality, operation, condition, title, existence, quality, merchantability, or fitness for any particular purpose, use, or benefit; and issues regarding infringement or otherwise relating to any patent, trademark, copyright, or any industrial or intellectual property or like rights of any person.** Funder will have no liability to Customer, or its customers, or any other persons, for indirect, special, or consequential damages, or damages based on strict or absolute tort liability or specific performance arising out of this Agreement or concerning any Products, or the good faith exercise of Funder's rights and remedies hereunder. Customer will look solely to Provider for its receipt, use, or benefit of any Products, and for its satisfaction with and all claims or and other matters in any way relating to the Products or Product Agreement. The provisions of this section (and the rest of this Agreement) apply in full regardless of whether, when, how, or where the Products are received, performed, or contracted for.

9. Customer Warranties. Customer represents and warrants when it executes this Agreement and when it executes any separate Acceptance Certificate, that: (a) Customer is organized and in good standing under applicable law in the jurisdictions of its organization and domicile and where the nature and extent of its business require it to be; (b) Customer has the power and authority to enter into this Agreement; (c) this Agreement is Customer's valid and enforceable obligation, (d) this Agreement does not breach or create a default under any agreement binding on Customer; (e) no proceedings exist before any court or administrative agency, nor have any proceedings been threatened against Customer, that if adversely resolved would have a material adverse effect on Customer, this Agreement, or any Products; and (f) the financial statements and information furnished or made available by Customer have been prepared in accordance with generally accepted accounting principles and accurately present Customer's financial position as of the dates given; and (g) Customer's chief executive and registered office is located at its address specified in this Agreement. Subject to applicable legislation, Customer hereby consents to Funder conducting a credit investigation of Customer.

10. Net Financing. Customer will be responsible for and reimburse Funder for all liabilities, damages, taxes, duties, withholdings, losses, penalties, expenses (including reasonable legal fees – on a substantial indemnity bases – and disbursements and costs), claims, actions, and suits relating to the Products or its receipt of the Products or the Product Agreement or this Agreement (and regardless of whether, when, how, or where the Products are received, performed, or contracted for). However, Customer will not be liable under this section: for the Financed Amount due to Provider after Funder is obligated to satisfy it hereunder; or to a person for the person's negligence, willful misconduct, or breach hereof; or for taxes imposed on or measured by Funder's net income.

11. Default. It is an ***"Event of Default"*** if: (a) Customer's failure to perform any provision of this Agreement continues, after notice thereof, for 10 days, in the case a failure to make a payment, or 30 days in the case of any other failure; (b) a representation or warranty or statement made by Customer in this Agreement or in any other document provided by Customer is incorrect in any material respect when made; (c) Customer's right to receive, use, or benefit from any Product is terminated, suspended, withheld, or materially restricted or limited (other than by the natural expiration of the term thereof, if any, under the Product Agreement); (d) Customer is the subject of an Insolvency Event; (e) any guarantor of this Agreement dies or is the subject of an Insolvency Event or breaches or defaults under its guaranty; (f) a default or event of default occurs under any other loan, financing, lease, or payment agreement or other agreement between Funder and Customer; (g) upon the occurrence of an event described in Section if at any time during the continuance of an event under any of the preceding subsections Funder declared the occurrence of the Event of Default to Customer in writing (whereupon the continuance of an

Event of Default shall not be curable). ***"Insolvency Event"*** means, with respect to a person, any administrator, examiner, administrative receiver, compulsory manager, trustee, or liquidator of the (or any similar official contemplated by the law of any jurisdiction) is appointed, elected, nominated, or otherwise instituted with respect to the person or its assets, or the person makes or seeks an assignment for the benefit of creditors or any arrangement or composition with its creditors, or becomes insolvent, or commits any act of bankruptcy, or is the subject of a petition or proceeding under any bankruptcy, reorganization, arrangement of debts, insolvency, or receivership law, or the person seeks to effectuate a bulk sale of its inventory, equipment, or assets, or any action is taken with a view to the person's termination or the termination of its business, and, if any of the foregoing events is not voluntary, it continues for 60 days

12. Remedies. Upon the occurrence and during the continuance of an Event of Default, Funder may, in its absolute discretion, (a) cause the termination, suspension, or withholding of any Products, including by requiring that Customer immediately cease receiving, using, or benefitting from any Products, (b) exercise any rights under the Product Agreement granted or permitted to Funder by Provider or Customer; (c) exercise any rights of Funder provided under Section 7 of this Agreement; (d) avail itself of the transfer of Customer's rights in the Products provided herein, including, if Customer is entitled to transfer to any third party the right to receive, use, or benefit from any Products, requiring Customer to confirm the transfer of any such right to Funder or any third party selected by Funder (and Customer shall have no right to any fee or other amount payable by any person in connection with such transfer); (e) demand that Customer pay, as liquidated damages and not as a penalty, the Periodic Payments to become due for the rest of the Term discounted to the date of Funder's demand at the lesser of 3% per year and the implicit rate of financing the Financed Amount for the Base Term, plus any applicable taxes, and, upon Funder's full receipt of all such amounts demanded under this section, plus all other amounts due hereunder, this Agreement and Funder's interest in any Products will terminate, and (f) proceed by court action to enforce performance by Customer of this Agreement and recover all damages and expenses suffered by Funder as a result of Customer's failure to comply with this Agreement. Customer will reimburse Funder for all expenses (including reasonable legal fees – on a substantial indemnity basis – and disbursements) incurred by Funder in enforcing this Agreement. The remedies provided in this Agreement are cumulative and in addition to all other rights or remedies now or hereafter existing hereunder, or at law, or in equity, and any such remedies may be enforced concurrently, and from time to time. Except as expressly provided in this section, Customer and any other person liable for the indebtedness evidenced by this Agreement waive: presentment, demand, notice of dishonor, notice of intention to accelerate the maturity of this Agreement or the exercise of any other remedy permitted to Funder, protest of any dishonor, notice of protest, protest, all other notices of any kind, and diligence on the part of Funder in collecting and bringing of lawsuit or other enforcement action hereunder. To the extent permitted by law, Funder shall not be required to (and Customer waives any requirement that Funder) license, lease, transfer or use Products in mitigation of any damages resulting from an Event of Default.

13. Assignment by Funder. Without notice to Customer, Provider, or any other person, Funder may assign this Agreement, in whole or in part, to any person (***"Assignee"***), including by granting or assigning any encumbrance over or other interest in this Agreement, any Periodic Payments or other rights or interests hereunder or in any Products. **Customer and Funder acknowledge that any assignment by Funder will not materially change Customer's or Funder's obligations, burdens, or risks hereunder.** Without limiting the provisions of Section 4, Customer will, unless otherwise directed, unconditionally pay all amounts due hereunder to Assignee without abatement, reduction, offset, recoupment, compensation, cross-claim, counterclaim, notice, demand, or any defense whatsoever, arising hereunder, otherwise, or against any person. No Assignee will be obliged to perform any of Funder's obligations other than those expressly undertaken by Assignee in writing. If notified of an assignment, Customer will execute such acknowledgments of the assignment as may be reasonably requested by Funder or Assignee. Assignee will have all of Funder's rights, powers, and privileges hereunder, to the extent of the assignment, including the right to make further assignments. Assignee and Funder do not make any statement, representation, warranty, or promise made by the other, and are not agents of one another (even if they are affiliated or closely connected by ownership, contract, or otherwise).

14. Assignment by Customer. Only with Funder's prior written consent (not to be unreasonably withheld) may Customer assign any interest in this Agreement, or assign, lease, or license any interest in any Products (including in connection with a sale of all or some of Customer's assets) to any person, or undergo a change in control (e.g., by merger, amalgamation, or other event whereby those in control of Customer immediately before the event are not in control of Customer or its successor immediately after the event (with control being established by the direct and indirect holding of more than ½ of the equity and voting power of the controlled entity and any intervening entities). No permitted assignment, lease or license by Customer will discharge or diminish Customer's obligations, and Customer will continue to be primarily, absolutely, unconditionally, and independently liable for the full and prompt observance of all of its obligations hereunder.

15. Further Assurances. Customer and Funder will promptly execute such documents and take such further action as the other may from time to time reasonably request in order to carry out the intent of this Agreement or protect or perfect the rights, interests and remedies reasonably intended to be created thereunder. Funder may file financing statements to give public notice of Funder's interest in any equipment, goods, rights, software or services it or its affiliates or other authorized persons may lease to or finance for Customer or its affiliates.

16. Miscellaneous. Notices hereunder shall be in writing and deemed given when delivered to the receiving party's address set forth in this Agreement. A party may change its address for notice by notice. In this Agreement, as the context may required, the singular includes the plural and vice versa, and terms of one gender may refer to any gender. Terms of inclusion mean inclusion without limitation. The term software includes all forms of intangible rights. The terms hereunder, herein, hereof, and similar terms refer to this Agreement as a whole, and not just to the provision containing the term. Time is of the essence. The provisions of this Agreement will survive its termination and performance, and remain in full force and effect, with respect to events or conditions occurring or existing before termination, or fairly attributable to any time before termination. A party's waiver or failure to require strict observance of this Agreement will not constitute a waiver of any other breach of the same or any other provision of this Agreement or any other agreement. This Agreement will be binding only when executed by Customer and executed by Funder or Funder satisfies or unconditionally commits to Provider to satisfy Customer's obligation to pay the Financed Amount (and a party need be advised of the other party's execution only on request). This Agreement cannot be amended except in a document executed by the parties. This Agreement binds and benefits the parties' successors and permitted assigns. If any performance under this Agreement is due on a Saturday, Sunday, or public holiday, the performance will be considered timely made if completed by the next day that is not a Saturday, Sunday, or public holiday. The parties hereby acknowledge that they have required this contract, and other agreements and notices required or permitted to be entered into or given pursuant hereto, to be drawn up in the English language only. *Les parties reconnaissent avoir demandé que le présent contrat ainsi que toute autre entente ou avis requis ou permis à être conclu ou donné en vertu des dispositions du présent contrat, soient rédigés en langue anglaise seulement*. If any such document or communication is prepared in or contains both the English language and another language, only the English language provisions shall have import and the versions in any other language shall not be binding upon the parties thereto and shall have no effect whatsoever on the interpretation or construction of the English language version. The page numbering of this Agreement may be inclusive or exclusive of exhibits or other attachments, if any. A provision of this Agreement that is or becomes invalid will be ineffective only to the extent of the invalidity, without affecting the rest of the provision or this Agreement. In any proceeding relating to this Agreement, a party may produce an electronically scanned and printed copy or photocopy of a document rather than the original and such copy will have the same force as the original. **This Agreement is governed by Ontario law and the laws of Canada applicable in Ontario without regard to conflicts of law principles.** The parties consent and submit to the jurisdiction of the local, provincial, and federal courts located within Ontario. The parties waive any objection relating to improper venue or *forum non conveniens* to the conduct of any proceeding in any such courts. **To the extent permitted by law, the parties irrevocably waive all right to trial by jury in any proceeding between them relating to this Agreement. This Agreement (which includes any exhibits or other attachments hereto) is the entire agreement of the parties relating to its subject matter.**

Special Terms

Lessee and Lessor acknowledge that this Lease Agreement is strictly a financing agreement for the financing costs described herein ("Soft Costs"); therefore, any references to Goods shall refer to Soft Costs. Neither Lessee nor Lessor shall have ownership or proprietary rights in the Soft Costs. If an additional agreement is required by the provider or the Soft Costs ("Provider"), Lessee shall enter into such agreement directly with the Provider. Any software license agreement or other agreement for Soft Costs shall be separate and distinct from the Agreement and this Lease Agreement, and Lessor shall not have any rights or obligations under such software license or other agreement unless otherwise agreed in writing. The rental charges on this Lease Agreement attributable to the financing of the Soft Costs shall be deemed rent hereunder. Lessee and Lessor agree that any language pertaining to Lessor's ownership of the Goods does not apply to this Lease Agreement.

If this Agreement was transmitted to Customer for signature in electronic format, Customer represents and warrants to Funder that the text originally transmitted has not been altered in any way. Funder's acceptance of this Agreement and all Schedules is based on its reliance on, and specifically conditioned by, the truth of this representation and warranty. Customer acknowledges receipt of a true copy of this Agreement. This Agreement constitutes the entire agreement of the parties relating to the leasing of the Products.

Corporation of the County of Renfrew (Customer)

By: _____

Name/Title: Warden

Date: _____

By: _____

Name/Title: Chief Administrative Officer

Date: _____

Macquarie Equipment Finance, Ltd. (*Funder*)

By: _____

Name/Title: _____

Date: _____

By: _____

Name/Title: _____

Date: _____

August 26, 2020

To the Council of the Corporation

of the County of Renfrew

Members of County Council:

We, your Health Committee, wish to report and recommend as follows:

INFORMATION

1. Resident Population

We wish to advise that our resident population is as follows:

POPULATION			
HOME	May 31, 2020	June 30, 2020	July 31, 2020
Bonnechere Manor	174	169	169
Miramichi Lodge	155	154	155
TOTALS	**329**	**323**	**324**

The Ministry of Health has suspended the requirement of long-term care homes meeting the 97% occupancy rate threshold to receive 100% ministry funding for the year 2020 due to the COVID-19 pandemic.

2. Champlain Local Health Integration Network Home & Community Care Waitlist Information

Renfrew County Long-Term Care Homes	Apr 2020	May 2020	Jun 2020
Bonnechere Manor	202	208	210
Caressant Care Cobden	99	101	102
Deep River & District Hospital–The Four Seasons Lodge	52	54	53
Grove (The) Arnprior & District Nursing Home	135	138	137
Groves Park Lodge	163	165	164
Marianhill Inc.	193	199	207
Miramichi Lodge	339	336	340
North Renfrew Long-Term Care Services Inc.	87	88	89
Valley Manor Inc.	72	71	73
Totals	1342	1360	1375

3. COVID-19 Update – Emergency Services

COVID-19 has impacted many aspects of paramedic service delivery. Logistically, equipment sourcing and stocking now takes more time and many hours are needed to manage inventory and data. Over the past 16 weeks, the Service has taken approximately 1,000 hours collectively, to manually count personal protective equipment (PPE), to track equipment and provide daily reports as mandated by the Ministry of Health (MOH). Additional support staff were brought in to perform this work. Since the demand for medical and protective equipment surged globally, the costs of supplies to ensure paramedics' safety has also increased. When we can source equipment to purchase, we do so in bulk in anticipation of a second wave, ongoing shortages, and cost savings.

Increasing demand has brought new suppliers for PPE. The Service is required to take additional time and effort to research where supplies come from and confirm the manufacturers or distributors' licensing. Costs of supplies have increased exponentially as has our usage. For example, nitrile gloves have more than doubled in price and masks that were rarely needed in the past are now being used on multiple calls per day. The Service has had to significantly increase the amount of supplies ordered and as a result, has had to increase storage capacity by more than 300%.

The Paramedic Service has been assisting Public Health with the provision of COVID-19 testing. While this enables ease of access to community testing, it has added staffing pressure from an administrative and operational standpoint. The Community Paramedic Program has managed over 12,000 requisitions and tests over the past 3 months.

COVID-19 has created front-line operational challenges. Calls have increased in complexity because of additional screening, PPE requirements, altered medical directives and transport requirements. Increased disinfection is also required after calls, resulting in additional time spent on calls. The Service has been working with area hospitals, primary care physicians and VTAC to ensure that healthcare system capacity is maintained during the pandemic including making sure crews are fully staffed, resulting in additional costs from overtime coverage. A recent hire of casual staff was completed to mitigate this need and ensure coverage is always maintained.

Looking forward to the impact of Stage Three reopening of social gatherings and indoor businesses, the consequences of these measures being loosened has yet to be fully realized. Additionally, it has been announced by the province that there will be a resumption of classroom learning beginning in September. It is possible that these changes to the social and physical distancing requirements, combined with seasonal influenza may significantly increase demand for assessment, testing and treatment. The situation is being monitored as it may place significant demands on the Paramedic Service and result in returning to increased controls and measures to contain any suspect or actual outbreaks and to limit community spread.

The Service anticipates ongoing cost and staffing pressures related to the additional time, equipment and oversight required to respond to 911 calls, provide care, and always ensure a high-level of infection-control practice.

4. Community Paramedic Palliative Care

As the Community Paramedicine Program evolves, the Service has been working with a palliative care team to incorporate a palliative care program as another way to continue to meet community needs. Dr. Declan Rowan and Dr. Katie Forfar will be signing off on all medical directives including pain agitation, breathlessness, nausea, vomiting and sub-cut line insertion. Symptom management kits will be provided and will contain medications necessary for pain management of palliative patients. Consults will be available with a palliative care physician within the community. A Palliative Care Education Day has been planned for August 27 and will be facilitated by multiple regional stakeholders including,

- Dr. Declan Rowan, Chief of Hospitalist Medicine, Pembroke Regional Hospital
- Dr. Katie Forfar, Palliative Care & Family Physician, Whitewater Bromley Community Health Centre
- Erin McCabe, RN, BScN, BHSc, Champlain Regional Palliative Consultation Team
- Stephanie Knox, RN, BScN, Palliative Care Coordinator Champlain LHIN
- Dawn Cruchet, RN (ret.) Grief and Bereavement Expert.

The intent of this program is not to be the primary palliative care service provider but to provide patient-centred care that is consistent with the patient's goals of care. Paramedics are often called to treat patients who would benefit from a palliative approach to care. Paramedics currently have limited capacity to treat in place and align care with the patient's goals of care within the current structure of the Regional Paramedic Program of Eastern Ontario and the Ministry of Health.

The goal of the paramedic in the palliative care plan is to meet the patient's care needs until the palliative care team can get in and continue patient care. Advanced Care Paramedic, Andy Brown, joins the virtual Hospice rounds once a week to maintain relationships and stay updated.

5. Community Paramedicine Community of Practice

Within the health care system, the provision of efficient and coordinated community para-medicine service is essential. Present realities related to pressures within the community, the hospital system, and evolving needs such as long-term care, necessitate a forum for discussion and agreement on issues and actions. As well, the forum must provide for developing consensus between all sectors on their individual goals in relation to community paramedicine services. The Eastern Community Paramedic of Practice Committee provides this forum for discussion. Those paramedic services joining in this

discussion currently include County of Renfrew, Haliburton County, Hastings County, Lanark County, Lennox & Addington County, Prescott & Russell, City of Ottawa, Kawartha Lakes and City of Cornwall.

6. County of Renfrew Paramedic Service Leadership Team Staffing

The Service is pleased to announce the following staffing changes,

- **Deputy Chief**
  Mr. Mathieu Grenier has been selected as the successful candidate for the most recent Deputy Chief posting, which closed in February 2020. His experience, education and skill set along with his leadership skills and capacity to work collaboratively with others is an asset to the County of Renfrew Paramedic Service.

- **Commander**
  Ms. Amber Hultink has been selected as Commander in the competition that closed in February 2020. Ms. Hultink had been managing the Community Paramedic Program in an Acting Commander capacity and will continue using the same excellent combination of experience, knowledge, compassion, and people skills that she has used previously to ensure the growth of the program and the Service.

7. Interagency Collaboration

Commander Amber Hultink was notified of a call in Algonquin Park located in the area, known as High Falls, at approximately 1645 on Sunday July 26. The Central Ambulance Communications Centre was contacted to request that Military Search and Rescue (SAR) be attached to the call because of location and possible difficult extrication. ORNGE was also tiered for response.

Sierra Team members attached themselves to the call as did the Petawawa crew. All units arrived on scene within 15 minutes of each other at the entrance to High Falls. The patient was still in the water with a possible spinal injury. Sierra Team member Britney McBride was just leaving the park after a weekend of camping and was contacted to return to the Park following a call update.

The Sierra Team Paramedics, with the help of two OPP officers and bystanders rendered patient care on site until the SAR techs arrived by air. Sierra Team members coordinated their drop zone for their medics and extrication basket through the Central Ambulance Communications Centre. The use of a satellite phone was a key component to the success of the call due to the remote location of the incident.

The SAR tech helicopter departed the scene and transported the patient directly to the Trauma Centre at the Ottawa Hospital, Civic Campus. This response was a true example of inter-agency collaboration.

The Service would like to recognize the efforts of the three civilians who witnessed the fall and provided immediate, life-saving care to the patient. Mr. Andrew Baechler, Mr. Michel Pétrin, and Mr. Sebastian Bélec will receive a Chief's Commendation

8. CSSP Case Study – Renfrew County Paramedic Service Participation

The Service has been asked to participate in a Case Study with Canadian Safety and Security Program (CSSP), entitled, Situational Awareness of Vulnerable Populations during a Crisis or Evacuation Project (SAVE) SAVE: COVID-19 Case Study - CSSP-2020-TI-2468.

Over the past number of years, Healthcare agencies have been moving towards a "providing healthcare at home" model. For example, in the past, there would be 100 patients staying in a common assisted living building. Today, those same 100 patients could be staying in their homes at 100 different locations. This decentralization of healthcare presents a significant situational awareness problem for emergency management organizations during a COVID-19 crisis.

Community Paramedic programs across Canada are uniting agencies to build a Circle of Support. An example of the Circle of Support in Renfrew County could include:
• County of Renfrew Paramedic Service
• Community Care Access Centre
• Renfrew County and District Health Unit
• Canadian Mental Health Association.

The genesis of the SAVE application under the original CSSP project was to develop a situational awareness tool that identified vulnerable persons and tracked resources – either volunteers or services – who could assist vulnerable persons in a crisis.

9. COVID -19 Pandemic Update – Long-Term Care

- Symptomatic and Surveillance Testing
  Following the May and June staff surveillance testing, Homes received Ministry direction on July 16, 2020 to continue the twice monthly testing until further notice. Given the late notice for July, the Ministry has advised that one round of testing for July is appropriate.

- Additional COVID Prevention and Containment Funding
  On July 6, 2020, the Ministry of Long-Term Care advised long-term care homes (LTCHs) regarding the one-time additional COVID-19 Prevention and Containment Funding for June 2020. The allocation for Bonnechere Manor is $112,000 and Miramichi Lodge is $105,000.

- Advocacy

  Mrs. Shelley Sheedy, Director of Long-Term Care has been asked to sit on a number of working groups to identify 'lessons learned' in managing the Pandemic to date, including preparation for a second wave through AdvantAge Ontario and the importance of emotional-care models (i.e. the Butterfly Approach) with provincial, regional and Meaningful Care Matters groups. Through AdvantAge Ontario, Mrs. Sheedy presented a webinar on August 20, 2020 entitled 'Delivering Sensitive and Compassionate Care through COVID-19 Pandemic'.

- Long-Term Care COVID-19 Commission

  The Ontario government launched an independent commission into COVID-19 and long-term care. Three commissioners will investigate how COVID-19 spread within long-term care homes, how residents, staff, and families were impacted, and the adequacy of measures taken by the province and other parties to prevent, isolate and contain the virus. In addition, the Commission will look at the impact of existing features (e.g. infrastructure, infection prevention and control, staffing approaches, labour relations) and will provide the government with guidance on how to better protect long-term care residents and staff from any future outbreaks. While the three-member panel is well qualified; it is concerning that long-term care representation is absent. We are pleased that the commissioners will deliver their final report containing their findings, conclusions and any recommendations to the Minister of Long-Term Care by April 30, 2021 and more importantly, the Ministry advises they will not wait for the Commission's report to implement immediate actions needed to address the key issues in long-term care, including acting on essential learnings thus far from COVID-19. The July 29, 2020 news release is available at this link: https://news.ontario.ca/opo/en/2020/07/ontario-launches-independent-long-term-care-covid-19-commission.html?utm_source=ondemand&utm_medium=email&utm_campaign=p

- Family Visits to Long-Term Care Homes

  Effective July 15, 2020, COVID-19 testing for outdoor visitors was no longer required. Visitors must still pass an active screening questionnaire administered by home staff and are required to supply and use their own face covering for outside visits. Outdoor visits are now allowed up to two people (from previous maximum of one) to visit a resident at the same time. As of July 22, restrictions for indoor visits to long-term care homes were lifted. Visitors are required to verbally attest to Home staff that they have tested negative for COVID-19 within the previous two weeks and have not subsequently tested positive. The Home is not responsible for providing the testing. Indoor visits also allow for two people to visit a resident at the same time. The Home is responsible for supplying surgical/procedure masks to indoor visitors but "should avoid accessing the provincial pandemic stockpile for this purpose". The updated policy still requires that the Home must not have any active COVID-19 cases and that visitors must maintain physical distancing. To ensure safety, most Homes including Bonnechere Manor and Miramichi Lodge, have designated visiting spaces versus in

the resident's room to start. All visits are prescheduled to ensure physical space and staffing resources are in place. These changes have been communicated to residents, families, and staff, including notation that noncompliance by visitors could include the discontinuation of visits. Window and virtual visits also continue to best meet the needs of all residents.

- COVID-19 Lessons Learned in Long-Term Care to Date
  The County of Renfrew has received several resolutions/recommendations from other municipalities. In review of these, staff drafted a Long-Term Care position paper (tabled for Council as per August 18 e-mail) in preparation for the delegation with the Minister of Long-Term Care which occurred on August 17 at the 2020 Association of Municipalities Ontario (AMO) conference.

- Preparation for Second Wave to COVID-19 Pandemic
  With respect to preparing for a second wave to the COVID-19 Pandemic, the Ministry of Long-Term Care has requested that all long-term care homes review their pandemic plan. Since the August Health Committee meeting, Ontario Health issued a more comprehensive version that will be submitted by the August 28, 2020 deadline.

10. 2020 Ministry of Long-Term Care Funding of Long-Term Care Homes

In the government's Economic Statement in March 2020, they advised that there would be a Level of Care increment of 1.5% (backdated to April 1, 2020). On July 23, 2020, the government announced the Long-Term Care Home Level of Care Per Diem Occupancy and Acuity Adjustment Funding Policy, Quality Attainment Premium Funding Policy, and Level of Care per diem summaries for 2020-21.

- Level of Care Per Diem Summary effective April 1, 2020.
  The following is a summary of the current base Level of Care per diem funding as of April 1, 2020 (CMI = 1.0). The funding amounts in each envelope are set by the Ministry of Long-Term Care.

Envelope	Level of Care Per Diem	Supplementary Per Diem	Total
Nursing and Personal Care (NPC)	$100.26	$2.08	$102.34
Program and Support Services (PS)	$12.06	--	$12.06
Raw Food (RF)	$9.54	--	$9.54
Other Accommodations (OA)	$56.16	$0.36	$56.52
Total	**$178.02**	**$2.44**	**$180.46**

- Case Mix Index Funding

  As reported through the Budget Workshop in January 2020, the submitted Resident Assessment Instrument-Minimum Data Set (RAI-MDS) is used to create a Case Mix Index (CMI). The annual CMI report is usually released in December. The province wide CMI average is always set at 100. The CMI for individual long-term care homes varies according to the level of acuity in the home compared to the provincial average. The CMI results affect only the Nursing and Personal Care portion of the funding. If a home has a CMI higher than 100 it gets more money than the base rate, if it is less than 100, it gets less.

CMI, Global per Diem and QAP Adjustment												
	Budget CMI	Revised CMI	Difference CMI	Aug to Dec Days	Nursing Per Diem	Revised 2020 CMI Funding	Apr to Dec Days	Global per diem Budget	Global per diem Revised	Global per diem Revised Funding	QAP Budget Adjustment	Total Funding Impact on 2020 Budget
BM	0.9914	1.0007	0.0093	27,540	100.26	25,679	49,500	1.77	4.50	135,135	(23,717)	137,097
ML	1.0467	1.0502	0.0035	25,398	100.26	8,912	45,650	1.77	4.50	124,625	(21,872)	111,665

- New Long-Term Care Minor Capital Program

  The Province previously funded a capital program to Bonnechere Manor called "Structural Compliance Premium" (SCP) which ended on March 31, 2020. On July 21, 2020, the Minister of Long-Term Care announced the "New Long-Term Care Minor Capital Program" (MC) to support homes with minor capital repairs. The new program is intended to help maintain and extend the life of long-term care homes and delivers on a commitment to the sector to address gaps in the system for funding of minor capital repairs. The new program will be phased in over multiple years so homes have time to plan for future minor capital priorities. The funding will be provided to long-term care homes who are not already receiving other capital-related funding, such as the Construction Funding Subsidy (CFS) which is paid to homes that have developed or redeveloped under a Development Agreement with the Ministry – Miramichi Lodge receives the CFS funding which will expire 2024.

The Structural Compliance Premium (SCP) funding will be phased in over four years:

			Fixed Amount	Per Diem $	% of Former SCP	SCP	Annual $
Old Program	BM	Prior to March 31, 2020				197,100	197,100
New Program	BM	Apr 1/20 to Mar 31/21			100%	197,100	197,100
		Apr 1/21 to Mar 31/22	5,000	76,869	75%	147,825	147,825
		Apr 1/22 to Mar 31/23	5,000	93,294	50%	98,550	98,550
		Apr 1/23 to Mar 31/24	5,000	93,294	0%	-	98,294

Miramichi Lodge does not quality for this program as the Lodge did not previously receive the SCP and they currently are in receipt of the construction funding subsidy.

Once the new funding model is fully phased-in by 2023-24, all eligible homes will receive a $5,000 base allocation, plus a $1.42 per diem amount for each eligible bed. For Bonnechere Manor this will mean approximately $98,294 per year. It is important to note that the last full year of the previous Structural Compliance Premium was 2019; the Manor received $197,100 meaning that this new funding is almost 50% less. A key change for the New Minor Capital Funding Program, in contrast to the Structural Compliance Premium (SCP, 1999) policy that it replaced is that reporting of this funding will be included and audited through the LTCH's Annual Report, and unused funds will be recovered. This is concerning as LTC Homes' infrastructure ages.

There is specific notation in the correspondence in response to the lack of air conditioning in some older homes that was widely covered by the media this summer: "All eligible homes that could install cooling during the summer of 2020 to ensure that residents do not have to congregate for cooling purposes should consider this a priority for the use of the allocated funding." With respect to the status of air conditioning in our Homes, Council is reminded that:

Bonnechere Manor

- Facility is 25 years old
- All areas of Bonnechere Manor have air conditioning with the exception of stairways and mechanical rooms. The system is running at maximum capacity and as efficiently as possible given it is 25 years old. In extreme heat times, the system is not capable of providing enough cooling and dehumidification.

- Due to resident/family and staff concerns regarding the heat and humidity in the facility during the summer, Council approved an engineered study to review the HVAC system and make recommendations which resulted in a three-year plan to enhance the cooling functions, estimated at over $1.5M. Council have approved Year I (2019) and Year II (2020) of this plan through the budget process. The 2020 tender was approved July 2020 and is anticipated to begin this fall.

Miramichi Lodge

- Facility is 15 years old
- Miramichi Lodge utilizes a dehumidification system that uses a balance of outside and re-circulated air cooled by an industrial chiller.
- The resident rooms are not air-conditioned but 'tempered', however, being only 15 years old, the facility remains comfortable despite the record heat and humidity this summer.

11. Gillese Public Inquiry - Reports

A news release dated July 30, 2020 announced the release of two reports and new initiatives from the Ministry of Long-Term Care that further deliver on recommendations made by the Honourable Eileen E. Gillese, Commissioner of Long-Term Care Homes Public Inquiry to make long-term care safer and stronger and are available at:
https://www.ontario.ca/page/report-back-gillese-inquiry
https://www.ontario.ca/page/long-term-care-staffing-study

12. AdvantAge Ontario Virtual Summer School

With the cancellation of the 2020 AdvantAge Ontario Annual General Meeting (AGM) and Convention, the AGM has transitioned to a virtual format on August 12, 2020. With respect to the education component, AdvantAge Ontario scheduled their most in demand education topics in a Virtual Summer School format. Mrs. Shelley Sheedy, Director of Long-Term Care was asked to present the "Grow Your Own Personal Support Workers: Regional Adaptations of the Living Classroom in Long-Term Care" based on the Bonnechere Manor partnership with Algonquin College on August 11, 2020.

13. Seniors' Housing Strategy Update

Further to the 2020 budget approval to issue a Request for Proposal (RFP) for a Seniors' Housing Strategy Assessment Consultant, the RFP was awarded to Re/fact Consulting with the Consultant's report deadline scheduled for September 30, 2020.

This comprehensive review of senior services is intended to assist Council in strategic decision making and policy development regarding seniors' housing options not limited to "bricks and mortar" and including:

- Assisted living
- Supportive housing
- Long-Term Care (LTC) / Community Paramedic Partnership in the client's home/virtual care; and/or
- Additional Long-Term Care Beds.

Mr. Paul Moreau, Chief Administrative Officer/Clerk, Mr. Craig Kelley, Director of Development and Property, Ms. Laura LePine, Director of Social Services and Mrs. Shelley Sheedy, Director of Long-Term Care meet with the consultants on a weekly basis. To date, the following has been provided to the consultants/completed:

- Identification of persons/organizations to provide community input through roundtables, key informants interviews and focus groups. Staff have identified County Councillors and Mayor LeMay, City of Pembroke as key informants given your leadership role within your communities and that these 18 municipalities also geographically represent seniors housing needs in Renfrew County; to achieve this input from elected officials in the most efficient manner a questionnaire has been developed with a deadline of submission to the consultants by August 15, 2020.
- Background documents regarding Renfrew County generally and Long-Term Care specifically have been provided to the consultants
- Media Release issued July 29, 2020 advising the public and providing the community with an opportunity to also provide input through a special link on our website: https://www.countyofrenfrew.on.ca/en/community-services/seniors-housing-strategy.aspx
- The Backgrounder is tabled for Council.

14. Bargaining Update – Bonnechere Manor and Canadian Union of Public Employees (CUPE) Local 1508

Council will recall that negotiations between Bonnechere Manor and the Canadian Union of Public Employees (CUPE) Local 1508 was scheduled for March 18, 2020 but postponed related to COVID-19. The Bonnechere Manor bargaining team comprised of Sandra Blok, Administration Supervisor, Trisha Michaelis, Resident Care Coordinator, Dave Norton, Environmental Services Supervisor, Shelley Sheedy, Director of Long-Term Care and led by Bruce Beakley, Director of Human Resources met with the CUPE Local 1508 Bargaining Committee and National Representative Paul Edwards for bargaining on July 29, 2020 and found themselves far apart in proposal expectations similar to negotiations between Miramichi Lodge and CUPE Local 3586. The union's proposals were both cost prohibitive and unreasonable given the current climate of fiscal constraint as well as our local budget realities. National Representative Mr. Edwards advised that CUPE Local 1508 is requesting the assistance of conciliation to proceed with bargaining.

15. Request for Tender Roof Replacement Capital Project – Bonnechere Manor

County Council approved $215,000 in the Bonnechere Manor Capital Budget through the 2020 budget process for the ongoing roof replacement project.

The company that most closely matched the Request for Tender (RFT) requirements and was the lowest bidder is Perth Roofing at $188,007. The Project cost falls within the allocated capital for the project. Consistent with Section 18.7 of Corporate Policy GA-01 'Procurement of Goods and Services', County Council approval is required and the Warden and the Chief Administrative Officer/Clerk had delegated authority for the month of July 2020 to approve consultant appointments and contract awards that would normally require Committee and/or Council approval.

16. Request for Proposal HVAC System Capital Project – Bonnechere Manor

County Council approved $285,000 in the Bonnechere Manor Capital Budget through the 2020 budget process for the phased upgrades to the HVAC system. Council had previously approved an engineered study to enhance/replace components of the 25-year old HVAC system in light of concerns from residents, families and staff regarding the heat and humidity in the building during summer months.

The company that scored the highest regarding the Request for Proposal (RFP) requirements and is the lowest bidder is Francis HVAC from Nepean, Ontario. The project cost is $417,750 - $132,750 above the allocated $285,000 budgeted for the 2020 component of the project. Given the importance to continue to complete this project related to resident and staff comfort, staff worked with the approved Engineer and the successful bidder to reduce the scope of this year's project to fit within the allocated approved budget. Consistent with Section 19.7 of Corporate Policy GA-01 'Procurement of Goods and Services', County Council approval is required, and the Warden and Chief Administrative Officer/Clerk had delegated authority for the month of July 2020 to approve consultant appointments and contract awards that would normally require Committee and/or Council approval.

17. Ministry of Long-Term Care Inspection – Bonnechere Manor

Ms. Janet McParland, Inspector with the Ministry of Long-Term Care conducted a Critical Incident System inspection and follow up to a complaint on the following dates, July 9, 10, 14, 15, and 16 (on-site), and July 17 and 20 (off-site), 2020. There were no non-compliances issued related to the complaint. There was one (1) written notification and one (1) voluntary plan of correction issued regarding the critical incident system inspection regarding medication administration errors. Nursing Management are working closely with the individual, including re-education and ongoing monitoring and auditing of medication administration practice. The full reports are available at:
http://publicreporting.ltchomes.net/en-ca/homeprofile.aspx?Home=m506&tab=1

18. Renfrew County and District Public Health Unit Inspections

On July 7, 2020 Ms. Jane Yantha, Public Health Inspector with the Renfrew County and District Health Unit inspected the vaccine storage and handling requirements of vaccines at Bonnechere Manor. No items of non-compliance noted.

On July 7, 2020, Ms. Lindsay Smith, Public Health Inspector with the Renfrew County and District Health Unit inspected the main kitchen and the unit serveries at Bonnechere Manor. No items of non-compliance noted. Closing comments on the Public Health report included "Facility was well maintained at the time of inspection." Congratulations to Ms. Cayla McNulty, Food Services Supervisor and food services staff.

On June 24, 2020, Ms. Sneha Gurung, Public Health Inspector with the Renfrew County and District Health Unit inspected the main kitchen at Miramichi Lodge. One item of non-critical infraction was noted as 'furniture, equipment and appliances in any room or place where food is prepared, processed, packaged, served, transported, manufactured, handled, displayed, sold or offered for sale is constructed and arranged to maintain it in a clean and sanitary condition. Ms. Sherri Hendry, Food Services Supervisor and food services staff resolved this concern with a deep clean on June 30, 2020.

19. Environmental Services Supervisor Position – Miramichi Lodge

Mr. Darhl Burger retired from the Miramichi Lodge Environmental Services Supervisor position effective July 1, 2020 after eight years with the County of Renfrew. We thank Mr. Burger and wish him well in his relocation to Alberta. We welcome Mr. Aerie Keller, who accepted the Environmental Services Supervisor position at the Lodge and started on July 22, 2020 bringing a strong background in facility maintenance to Miramichi Lodge.

20. Expressions of Gratitude

Tabled are expressions of gratitude for both Bonnechere Manor and Miramichi Lodge.

21. Fundraising

(a) The Butterfly Garden Fundraiser – a floral garden design will cover a wall adjacent to the Butterfly Home Area in each Home and glass butterflies designed by local artist Janet Springer representing project donors of $100 will adorn the garden; is going well with 65 butterflies sold to date.

(b) During the month of June, Miramichi Lodge residents participated in a virtual journey across Canada with family and community members having the opportunity to sponsor a resident during their journey. Collectively they raised $5,427.94 while travelling across Canada in celebration of Seniors Month.

(c) No Frills-Renfrew selected the Bonnechere Manor Butterfly Approach project as their fundraiser from mid-July until July 26, 2020. Amount raised will be provided when received from No Frills-Renfrew.

(d) The Royal Canadian Legion Ontario Command through the Renfrew Legion Branch provided $8,570.10 to Mrs. Shelley Sheedy, Director of Long-Term Care in response to a grant request for the Bonnechere Manor resident bed replacement project.

(e) Save the Date, Friday, October 16, 2020, for a Virtual Coffee House fundraiser supporting both Homes. In lieu of the cancelled fundraising Galas, this virtual coffee house experience will feature food, entertainment and silent auction prizes that will be available from the comfort of your own home. More details will be available soon.

For more information regarding these fundraising projects for either Bonnechere Manor or Miramichi Lodge, please contact Ms. Lainy Boldt-Johnson, Fundraising Coordinator at lboldtjohnson@countyofrenfrew.on.ca, or 1-343-369-4259.

RESOLUTIONS

22. Virtual Triage and Assessment Centre

RESOLUTION NO. H-CC-20-08-51

Moved by Chair
Seconded by Committee

THAT County Council endorse the Virtual Triage and Assessment and Centre (VTAC); AND FURTHER THAT all related documentation be forwarded to the local municipalities and to the City of Pembroke for support.

Background
Warden Robinson, Acting CAO Sheedy and Chief Nolan met with the EOWC seeking support for the continuation of the Renfrew County Virtual Triage and Assessment Centre (RC VTAC) model, funding mechanisms and staffing to ensure a sustainability plan can be put in place beyond September 2020. The Provincial Government has signaled that changes are being contemplated that could put the current RC VTAC service in jeopardy. Key elements of the RC VTAC model are the continuation of funding for Community

Paramedics and Medical Receptionists as well as the continuation of Session Fee Codes for Primary Care Physicians. Chief Nolan is actively participating in numerous Ontario Health Advisory committees who are planning and recommending options for the Province to consider for implementation in September / October 2020.

Warden Robinson noted that VTAC is an unprecedented collaboration of stakeholders. Recent statistics show that 24,000 people in the County of Renfrew and City of Pembroke do not have a family doctor and an additional three physicians are closing their practice. This will result in many more residents without a doctor. VTAC provides access to healthcare to everyone in need of assistance and must remain a viable option for provision of health services in the County of Renfrew.

M. Donohue, Chair

And Committee Members: D. Bennett, G. Doncaster, D. Grills, K. Love, J. Murphy, C. Regier and D. Robinson.

County of Renfrew
Ontario . Canada

Experience Our History, Share Our Future!

COVID-19 Pandemic - Lessons Learned in Long-Term Care

The COVID-19 Pandemic has revealed some 'lessons learned' to enhance the quality of life of residents in long-term care (LTC).

The County of Renfrew

The County of Renfrew has a long and proud history of operating two LTC homes serving countless residents over 110 years combined. The County of Renfrew supports the Provincial Government's objective of making health care more effective and efficient.

The County of Renfrew is geographically the largest municipality in Ontario. With a large and sparsely populated rural area and community to cover, unique challenges around health and social service needs have created opportunities.

"The true measure of any society can be found in how it treats its most vulnerable members"

Mahatma Gandhi

Key Long-Term Care Solutions

The County of Renfrew is committed to working with the Ontario Government to achieve its objectives during and in the aftermath of the COVID-19 Pandemic and strongly believes that the following solutions can accomplish the shared goals of enhancing resident safety and quality of life in our long-term care (LTC) homes:

Need	Barrier	Solution
Make Long-Term Care Homes a better place to live and work	Legislate and fund a Nursing & Personal Care minimum standard of 4.0 hours of care per resident per day effective 2020	• Eliminate RAI-MDS funding (1.0 Full-time equivalent (FTE) Registered Nurse /Registered Practical Nurse position) and convert to = 2.0 FTE PSW positions per Home • Allow 'resident aide' type positions to assist professional caregivers
Recruit & Retain Personal Support Workers (PSWs)	Predominantly Part-time (PT) PSW positions result in many PSWs working for several employers - increasing infection spread risk and decreasing continuity of care	• Mandate and fund leading HHR practice of FT:PT PSW ratio • Fund minimum of 8 hours per employee for long-term care annual training • Regulate PSWs to enhance professionalism and accountability
Home Infection Prevention and Control (IPAC) expertise		• Phase in funding for a dedicated Infection Prevention and Control/ Quality/Education full-time position

Quality Improvement approach to oversight	Long-Term Care Home Act, 2007/Regulations	• Shared accountability – both the Home and the ***Advisor*** work towards compliance • Expand criteria to allow the homes to deny resident regarding admissions, discharges related to risk to other residents and staff • Move to not-for-profit ownership to facilitate 100% of tax dollars spent on operations versus shareholder profits
Personal Protection Equipment (PPE)	Individual Home expertise/time/cost to procure standardized PPE	• Provincial procurement of PPE to ensure standards met, best price and equity of distribution amongst the healthcare sectors
Virtual Triage, Assessment and Treatment of persons with chronic diseases	Shortage of long- term care beds and primary care physicians	• Long-Term Care partnerships with Paramedic Services

Measures the County of Renfrew has undertaken to support seniors in our community:

1. Community Paramedics

a) Keeping seniors who are on the wait-list for Long-Term Care in their own homes longer, healthier and with the confidence to live safely in place by supporting their cognitive and physical and clinical needs while ensuring they are accessing the care and services they need.

b) Provide just-in-time episodic, acute and palliative care including crisis assessment, medication management, advanced on-site treatment, pain management, point of care diagnostics and testing for a wide range of conditions. This care is often provided by Community Paramedics in collaboration with home care and primary care providers.

c) Provide 24/7 remote bio-metric monitoring of our most vulnerable populations, who strive to live independently in their own home, while self-managing their chronic disease.

d) Reduce the need for urgency and crisis admission to a Long Term Care home, reduced emergency department visits, length of stay for hospital admissions and facilitated the early discharge from hospital and avoided ALC days. We strongly recommend that the Province use this program to its full potential and scope to improve the quality of life of persons on the Long-Term Care wait-list across Renfrew County and the Province of Ontario.

2. Renfrew County Virtual Triage and Assessment Centre (RC VTAC)

a) The RC VTAC provides 24/7 access by phone to a medical receptionist or tele/video assessment by a Family Doctor or Community Paramedic for all residents of Renfrew County.

b) Community Paramedics may also conduct same day home visits to further assess, test and treat people in their own home for a wide range of acute and episodic care needs. Through a collaborative approach to care, the RC VTAC Physicians and Community Paramedics have served over 12,000 patients to date. Additionally, Community Paramedics have swabbed over 12,500 in the community through our mobile assessment and testing program.

c) As a result of this service being established, all residents of Renfrew County now have timely access to Primary Care for their episodic care needs. Many of the people using this critical service are orphaned patients, or people whose only alternative to access after-hours care has been to call 911 or present to the Emergency Department with health concerns. Persons on the wait list for Long-Term Care and people living in Long-Term Care benefit from these services to keep them in their own home safely and confidently.

d) For this service to continue, we require the urgent support of the Province of Ontario to maintain sessional codes for physician billing, and provide ongoing funding of Community Paramedics and primary care administrative support for registration and triage.

3. Seniors Housing Strategy

The County of Renfrew is developing a "Seniors' Housing Strategy" which is intended to assist in strategic decision making and policy development with regard to seniors' continuum of care and housing and needs not limited to "bricks and mortar" and including:

- Assisted living;
- Supportive housing;
- Long-Term Care (LTC) / Community Paramedic Partnership in the client's home to provide virtual and episodic care; and/or
- Additional Long-Term Care Beds.

The need for seniors' housing and services locally will also continue to grow. The greater diversity in senior's households and the broader range of services that they rely on also influences their accommodation needs. However, the housing choices they have are tempered by what's available to them and at what cost.

County of Renfrew
9 International Drive
Pembroke, ON
K8A 6W5
613.735.7288 / 800.273.0183
info@countyofrenfrew.on.ca
@CountyofRenfrew

County of Renfrew
Ontario . Canada
Experience Our History, Share Our Future!

County of Renfrew
Seniors Housing Strategy

Project Backgrounder

The County of Renfrew and City of Pembroke are developing a "Seniors' Housing Strategy" which is intended to assist in strategic decision making and policy development with regard to seniors' housing. Re/fact Consulting has been retained to undertake a comprehensive review of housing and services for seniors across the county in order to help formulate the strategy.

Context

As the population ages and the share of senior citizens increases, the need for seniors' housing and services locally will also continue to grow. The greater diversity in seniors households and the broader range of services that they rely on also influences their accommodation needs. However, the housing choices they have are tempered by what's available to them and at what cost. These housing decisions are also influenced by the services and supports that are available to them, especially when these differ from the services they need.

The County of Renfrew and the City of Pembroke operate two Long-Term Care (LTC) homes; Bonnechere Manor, and Miramichi Lodge. These highly regarded long-term care homes located in Renfrew and Pembroke respectively, provide a wide-range of quality long-term programs and services including 24-hour nursing care, accommodation, meals, as well as physiotherapy programs and a variety of social and recreational activities to the 346 residents who call the Manor and the Lodge "home". A vibrant part of the community, the Manor and the Lodge offer a variety of community services such as respite care, day programs, meals on wheels and support groups.

These LTC Homes, together with a host of housing and service providers across the Renfrew County service area, help to address the needs of local seniors. However, there are substantial wait lists for accessing these LTC homes. As the growing seniors population seeks suitable housing and/or support services in Renfrew County, interest has continued to grow in expanding options that help seniors age in place. This puts less emphasis on traditional institutions and instead, places more emphasis on options that enable seniors to maintain independence in the community as long as possible. As a rural county with a sprawling geography and dispersed population, there is value in considering opportunities that meet needs within Renfrew County in less conventional ways.

About the project:

It is within this context that a Seniors Housing Strategy is being developed, one that explores the continuum of care for seniors in the local community including (but not limited to) assisted living, supportive housing, community paramedic partnership for in-home/virtual care and the possible expansion of LTC beds. The Seniors Housing Strategy seeks to identify local seniors needs, the housing options available to them and the continuum of services required to address these needs. At the same time, there are significant changes occurring in the broader health system – both regionally and

provincially - which may impact on potential approaches and the resources available to address needs. The strategy will have regard for these influences.

By better understanding the local housing and service landscape, more effective community-based solutions can be developed that respond to seniors needs. As a significant participant in that system, the County and City can strategically use resources and tools to support the local system. They can also play a leadership role in helping to align the efforts of community partners to meet common goals for seniors. Through the Seniors Housing Strategy, the County is ultimately seeking to map out prospective solutions that will add more options and generate better outcomes for seniors in terms of housing and supports.

During the project, the consulting team will be reaching out to a wide range of community stakeholders, gathering information from and working with, local municipalities, housing providers and many community agencies. As an integral part of the process, the consulting team will consult via:

- Key informant interviews
- Focus groups (virtual)
- A community roundtable (virtual)
- Service provider inventory survey

During the project, stakeholders and members of the community can also provide feedback via the project mailbox. Do you have thoughts, concerns or ideas about seniors housing you want to share? Simply send them via e-mail directly to the project mailbox at the following address:

seniorstrategy@countyofrenfrew.on.ca

Based on data gathering, analysis and the consultations that are conducted, the consulting team will formulate a Seniors Housing Strategy that includes recommendations for addressing seniors housing needs throughout the Renfrew County service area. It is expected that the final report will be submitted by the consultants in the Fall of 2020.

The County of Renfrew and the City of Pembroke will be posting information about the project throughout this process. Please continue to visit www.countyofrenfrew.on.ca for updates.

For more information about the Seniors Housing Strategy, please contact:

Paul Moreau, Chief Administrative Officer/Clerk of the County of Renfrew - (613) 735-7288

Michael Barber, Media Relations/Grants Coordinator, County of Renfrew – (613) 735-7288

RECEIVED
JUL 2 7 2020
C. H ma North

Appendix LTC-VI

February 18, 1919 – June 30, 2020

A special thank you to the caregivers at Bonnechere Mannor

*To all of you caring people who have devoted yourselves to making **Lois Hammerich**'s last years as comfortable as possible, my cousin and I would like to express our deepest appreciation. As we were far and only able to visit her periodically, your presence and daily care meant so much to her and eased our lives as well. You have been considerate of her depreciating health, and especially since the loss of her sister Margaret two years ago (who also benefited from the TLC of the Bonnechere staff), your presence and attention has made all the difference. Especially during these difficult circumstances, with the added stress from COVID constraints, it must be extremely taxing for you and your patients – but somehow you manage to give them a semblance of normality and a quality of life, going the extra mile by keeping families in touch through zoom or other means. You are part of the unsung heroes, and we wanted to thank you. Given the constraints imposed on sending flowers or other gifts, our heartfelt thanks must suffice for the moment – but please realize how much your efforts have meant to us and the rest of Lois's family.*

Please keep yourselves and your dear ones safe in these uncertain times, you are more precious to the many lives you touch than you realize.

Sincerely,

Ann Lozyk & Donna Lacroix

To all the Staff at Miramichi,
in all departments.

Thank you for everything you are doing during these trying times to keep our loved ones safe and feeling secure in their routines. We can't see all the extras you are doing but we know it's happening (ie haircuts). So grateful for that!

This is just a little token of appreciation for all your hard work and your bravery during this pandemic.

Enjoy!

The families of Angus Kennedy
B222

For giving all you give,
for doing all you do,
for caring as you care —
thanks for being you!

We miss seeing all of you, staff + residents alike!

RENFREW COUNTY VIRTUAL TRIAGE AND ASSESSMENT CENTRE (RC VTAC)
A HEALTH PARTNERS COLLABORATIVE

RC VTAC PARTNERS

Renfrew County and District Health Unit

100% funded by Ontario

BACKGROUND:

- Hospitals, Public Health, Paramedics and Primary Care sites in Renfrew County, supported by Ontario Health East, funded by the Province of Ontario collaborated to establish a Virtual Triage and Assessment Centre for Renfrew County.

- The County of Renfrew, like municipalities across Eastern Ontario are challenged by geography and distributed population settlement patterns. The Township of South Algonquin, in the District of Nippising has been included in the scope of RC VTAC service delivery.

- This model of a Virtual Triage and Assessment Centre has been developed to meet the challenges of this unique sub-urban and rural geography with an aim of reducing 911 Paramedic Service utilization, reduced Paramedic transportation of persons to hospital and to reduce the incidence of unnecessary/or avoidable presentation to local hospitals.

PURPOSE:

TO PROMOTE PRIMARY CARE CAPACITY AND PRACTICE DELIVERY SOLUTIONS IN RESPONSE TO THE COVID-19. PRIMARY HEALTH CARE PROVIDERS ENHANCE VIRTUAL TRIAGE, ASSESSMENT AND TREATMENT OPTIONS FOR SICK PATIENTS.

How is currently works: Where a resident of Renfrew County does not have a primary care provider (i.e., unattached patient) or is unable to reach their primary health care provider RC VTAC has:

1. Established a "virtual centre" promoting the use of a "one number to call" for **virtual triage**, assessment and treatment options from health care practitioners and support staff.
2. Served residents of Renfrew County who have primary care medical needs so that they can be assessed and guided on how to best receive care dependent on their needs.
3. Placed a special emphasis on supporting persons exhibiting symptoms of COVID-19, attached and unattached to a primary care provider, with the goal of safely managing their care needs in the community, triaging their acuity and managing a range of care options.

PROVIDE PRIMARY CARE PHYSICIANS & COMMUNITY PARAMEDICS TO ASSESS PATIENTS USING THE FOLLOWING MODALITIES:

- Patient registration, system navigation and COVID testing requisitions prepared over the phone.
- Phone visit and or video with patient with a Physician and family health team support.
- In-home assessment and diagnostic testing is completed by Community Paramedics for patients who require further interventions and / or ongoing monitoring.
- Remote monitoring and alerting may be established by Community Paramedics for patients who require additional supports to safely remain in the home.
- Referrals may be made to the Acute Primary Care Service of the RC VTAC, Public Health or other community agency as required ie. Family Health Team, Mental Health staff, 211, Nurse Practitioners, Regional Geriatric Program & Palliative Care Team integration.
- Provide a barrier free solution that ensures timely access to primary care for all residents of Renfrew County. This service also provides 24/7 consultation between primary care physicians and paramedics to provide appropriate 911 patients better care options at home.
- Minimizes the use of PPE or swabs in traditional settings such as a static assessment centre while still providing hands on care, assessment and continuous remote monitoring, where warranted.

HEALTH SECTOR COORDINATION TABLES COVID 19

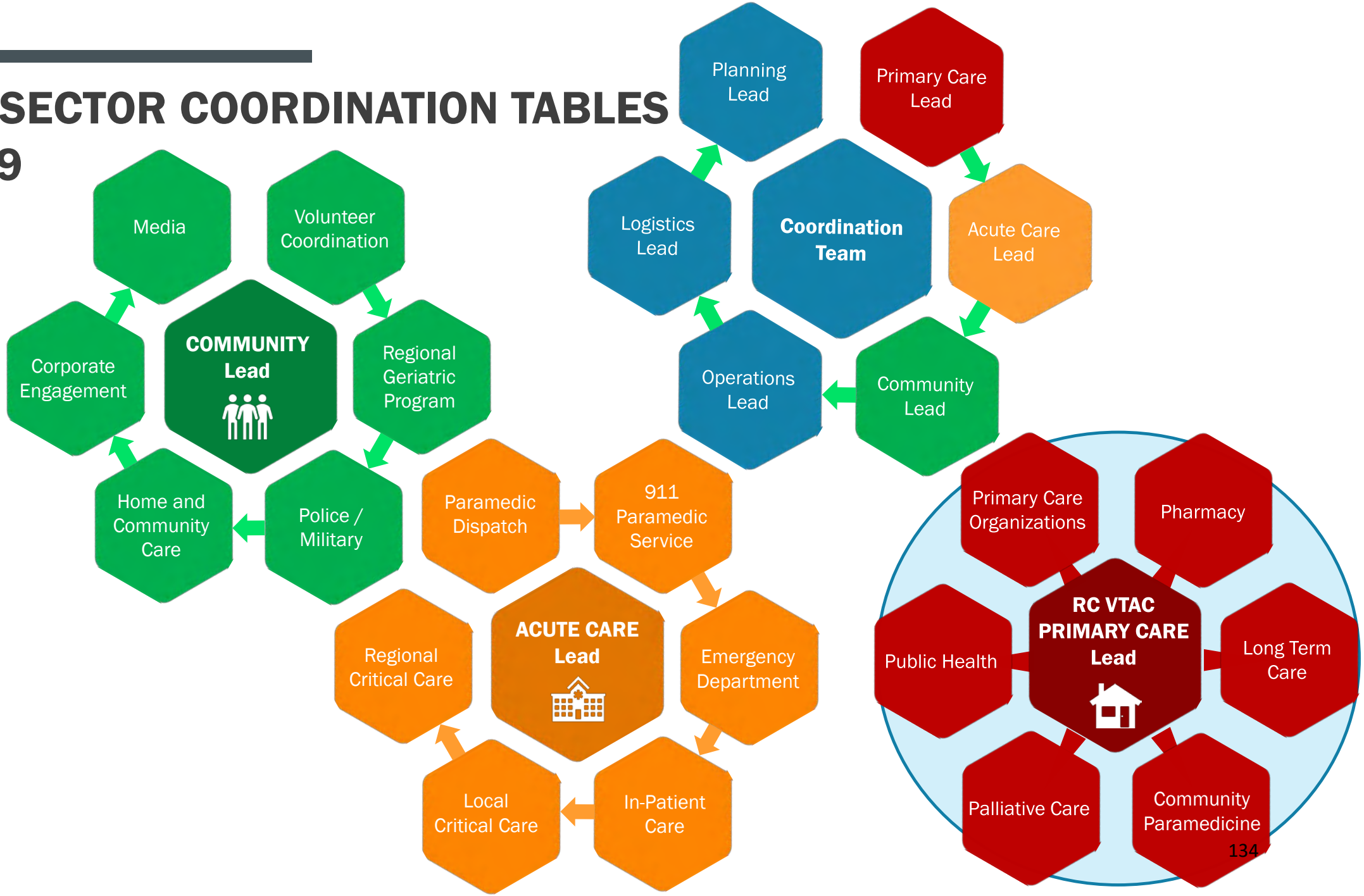

To meet your medical needs during a pandemic In Renfrew County, we encourage you to telephone a health care provider before going to the doctor or hospital.

If you are feeling unwell and require medical assistance or advice, please first contact your primary health care provider / doctor by phone directly for telephone assessment,

OR

If you are unable to reach your primary health care provider, OR do not have a regular doctor,

Call 1-844-727-6404

to speak to a team of health care providers. The team will determine what level of care you need.

911 or Emergency?
Only in a life-threatening emergency:

- heavy bleeding,
- unconsciousness,
- severe breathing difficulties

Instructions on how to best care for yourself if you have mild to moderate illness

Health care provider home or clinic visit if essential to further assess and/or administer treatment

Directed to Emergency Department or 911 Paramedic

Renfrew County
Virtual Triage and Assessment Centre

Primary Care Providers
Public Health
Paramedic Service
Hospitals
Version 20.03.27

PATIENT FLOW
RENFREW COUNTY VIRTUAL TRIAGE AND ASSESSMENT CENTRE

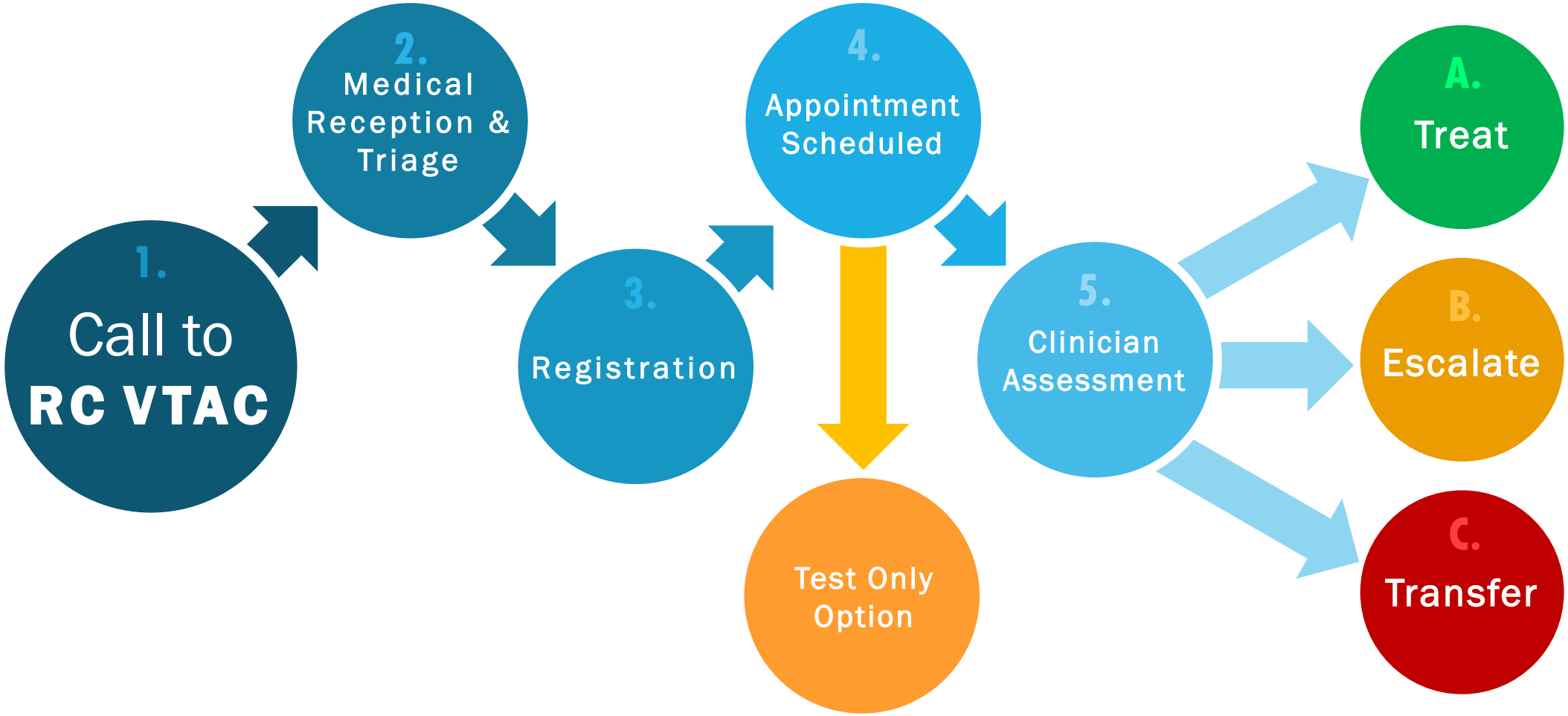

RENFREW COUNTY VIRTUAL TRIAGE AND ASSESSMENT CENTRE:

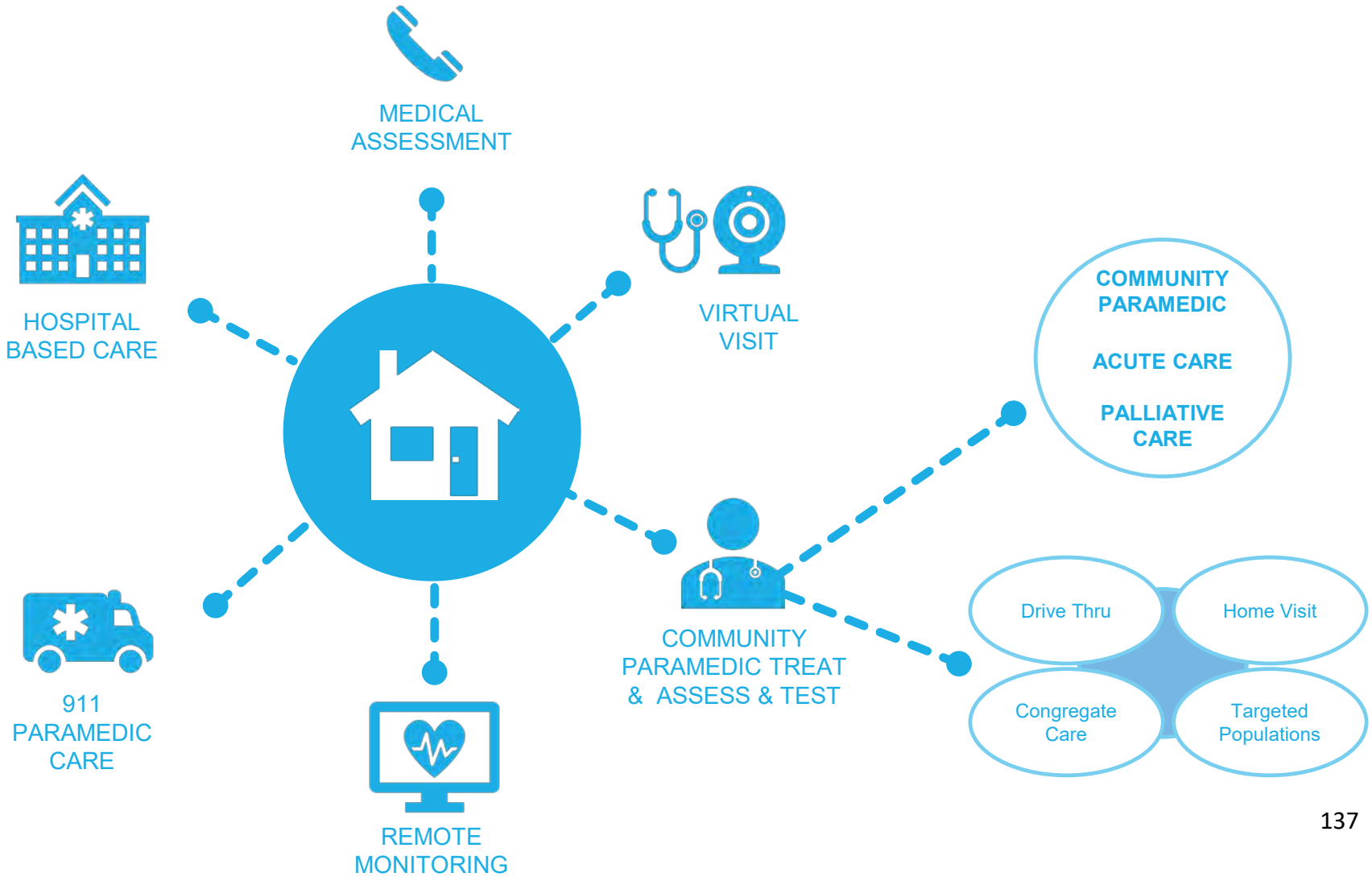

RC VTAC – COVID19 SWAB REQUEST FLOW ISSUE

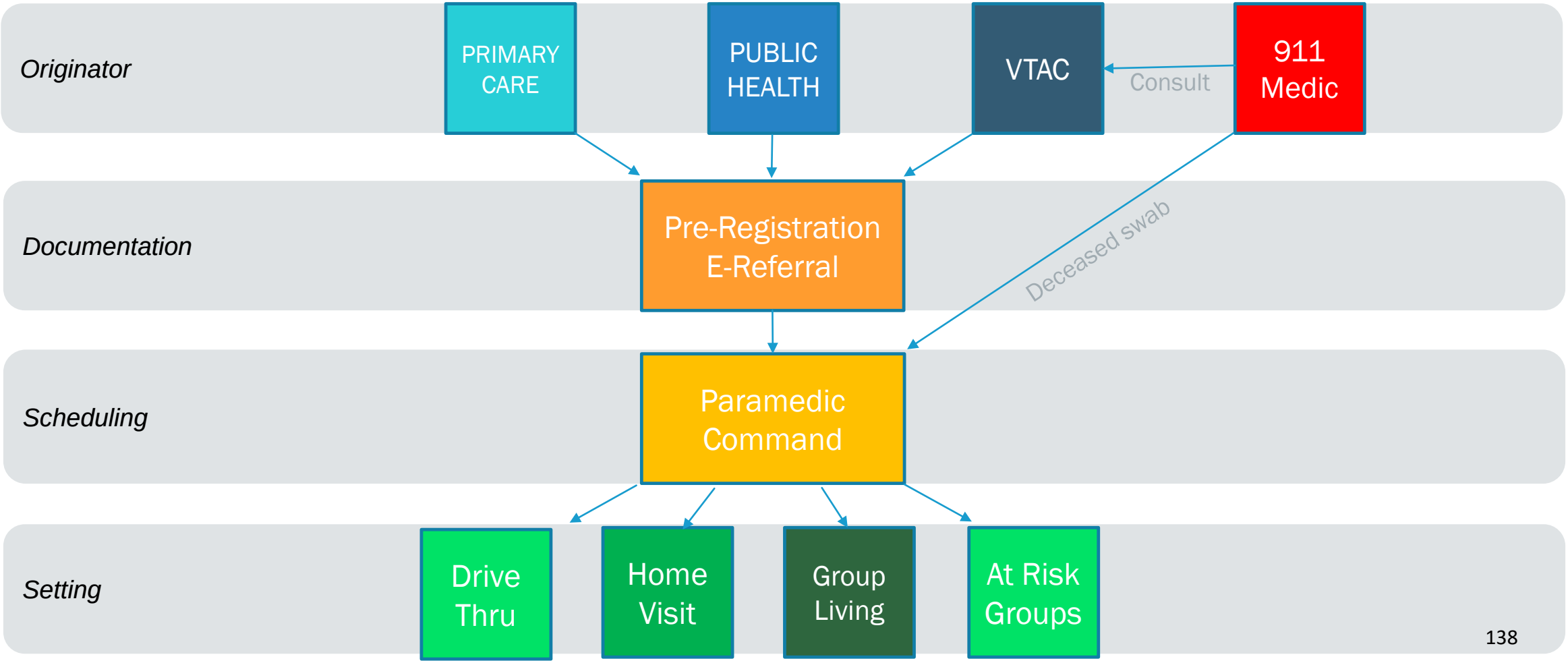

RESOLUTION:

Whereas COVID-19 has required municipalities to address access to primary health care for all residents (due to either a lack of primary physicians or the closure or reduced hours of family physician offices); ensure testing of asymptomatic and symptomatic people; and protect hospital emergency department's surge capacity;

Whereas the need to meet these priorities in a large rural setting required an innovative solution resulting in a Virtual Triage and Assessment Centre (VTAC) model being adopted rather than a static assessment centre;

Whereas VTAC resulted in a significant reduction in 911 calls, unnecessary emergency room visits, the elimination of hallway medicine, and created access to primary care for thousands of residents without a family doctor – 46 per cent of Canadians who consulted a physician, did so virtually (CMA/Abacus Data Survey);

Whereas the concept of Virtual Triage and Assessment (VTAC) has the potential of addressing the EOWC priority for improved access to Long Term Care for seniors by supporting them to age at home;

Whereas VTAC also supports the EOWC priority to improve broadband services in rural eastern Ontario as an essential component for an improved health-care system;

Therefore be it resolved that the EOWC supports the County of Renfrew in its efforts to establish a permanent Virtual and Triage Assessment Centre AND Further that the EOWC recommends that the Minister of Health make permanent the billing codes that would allow the creation of VTAC in communities across Eastern Ontario. And Further that EOWC send a letter in support for the continuation of VTAC and its potential of addressing the needs of rural residents to the Premier, Minister of Health and Minister of Long Term Care.

August 26, 2020

To the Council of the Corporation
of the County of Renfrew

Members of County Council:

We, your **Development & Property Committee**, wish to report and recommend as follows:

INFORMATION

1. Planning Division Activity Tracker

Tabled are the Activity Trackers for June and July 2020. In June, the Planning Division opened 4 new severance applications and prepared 15 planning checklists for general inquiries (pre-consultations). In July, 5 new severance applications were opened and 8 planning checklists were prepared.

For the period January – July 2020, the County of Renfrew opened 48 severance applications compared to 63 over the same period in 2019. With respect to decisions, 48 decisions were rendered from January – July 2020 compared to 85 rendered over the same period in 2019.

In June, a part lot control exemption by-law was approved in Arnprior for 78 townhouse lots, and in July a plan of subdivision in McNab/Braeside (Madawaska Shores) received final approval for 30 single detached lots.

One item of note is that in July, the Planning office handled 88 phone, email and zoom inquiries under the category of "other inquiries" compared to 187 in all of last year.

2. Algonquin Land Claim

Tabled is an email from Keith Clark, Policy/Liaison Officer for the Ontario Ministry of Natural Resources and Forestry thanking staff for their assistance in a recent mail-out to property owners within the County of Renfrew who have interests in the proposed Algonquin settlement lands. Our Committee has directed staff to contact Mr. Norm Lemke, Ontario's Municipal Liaison to provide an update on the status of the negotiations of the Algonquin Land Claim at a future Council meeting.

3. Renfrew County Economic Task Force Business Recovery Fund

In support of the Renfrew County Economic Task Force and the City of Pembroke, the Economic Development Division and Enterprise Renfrew County provided assistance and delivered the unique Renfrew County/City of Pembroke COVID-19 Business

Assistance Fund. The program, developed specifically to address the challenges faced by County businesses as they adjust and enhance their business operations to respond to the severe challenges imposed by the precautionary measures, will provide up to $5,000 as a non-repayable loan to qualified businesses. Applications were received from 124 businesses in all sectors from across the County. Another 43 applications were received from the City of Pembroke. A total of 94 (64 County of Renfrew and 25 City of Pembroke) businesses from all sectors are being awarded funding of up to $5,000 each. This funding will enable the recipients to adapt to the on-going challenges of COVID-19 to make their business more sustainable and profitable in challenging local and global markets, and to be able to effectively weather future health, economic and competitive business challenges by adopting and creating best practices.

Mr. Kelley will provide a presentation summary on the Renfrew County Task Force meeting of August 6, 2020.

4. Promotional Campaigns

Economic Development Services has developed an advertorial story to attract new residents, business investment and visitors. This is to capitalize on the much increased interest from residents of large urban areas for rural living and vacation property and for opportunities to move a business operation out of regions where the COVID-19 crisis was very damaging and challenging for business and for workforce retention. The campaign launched in mid-August with a full page spread in Horizon Magazine and with an additional 100,000 issues of the magazine inserted in Toronto Star newspaper distribution to their highest household income subscribers across the Greater Toronto Area.

Additionally, a tourism promotional video was recently launched "To My Home, With Love" which features the Ottawa Valley and Renfrew County on Ottawa Valley Tourist Association (OVTA) social channels:

Facebook: https://www.facebook.com/ottawavalleytravel/videos/282867182772048/
Instagram: https://www.instagram.com/p/CCqifFAAJCc/

A second phase of the OVTA video and social media campaign will be directed at tourists from beyond the Ottawa Valley across eastern Ontario, the Near North and to the Greater Toronto Area and Golden Horseshoe regions. It will draw attention to our waterways, boating and fishing, whitewater rafting and other regional attractions of the Ottawa Valley. These initiatives are partially supported by the Tourism Recovery Fund program.

5. OVTA Board of Directors

The OVTA Board of Directors were voted in at the virtual Annual General Meeting held on July 6, 2020.

Directors for the 2020-2021 term are:

- Marc Bru, Square Timber Brewing Company
- Victoria Charbonneau, Town of Renfrew (maternity leave)
- Sean Dennison, Ry-J's Climbing Adventures
- Glenn Doncaster, County of Renfrew appointed Councillor
- Chris Hinsperger, (Past-President) Bonnechere Caves
- Meghan James, Best Western Pembroke Inn and Conference Centre
- Kim Love, County of Renfrew appointed Councillor
- Sharon Mahussier, Spectacle Lake Lodge
- Elijah McKeown, City of Pembroke appointed staff representative
- Lauren McIllfaterick, Heliconia
- Chris Melmoth, Algonquin College Pembroke
- Geoff Patterson, Township of McNab/Braeside
- Angela Siebarth, Champlain Trail Museum and Pioneer Village
- City of Pembroke appointed Councillor (seat vacant)

The OVTA Board of Directors re-appointed Chris Melmoth as President and Marc Bru as Vice-President for the term.

6. Free Annual Membership in OVTA

The decision by the Board to provide free 2020/2021 membership for all OVTA member businesses and organizations has been very positively received by members. This decision was made based on two key factors. Firstly, to truly represent all tourism businesses of the Ottawa Valley, a membership structure inhibited the ability of OVTA to properly and reasonably support and market the non-member businesses. Board and County staff have been discussing this issue for several years. Secondly, the COVID-19 crisis and its devastating effects on all aspects of the tourism sector, compelled the Board to take this small, but positive, step to reduce the financial burden on our tourism businesses. It will also enable the OVTA to expand the membership base so that we truly encompass and represent all tourism in the Ottawa Valley. Fiscally, with some recent significant funding successes and strong fiscal management, the OVTA is in a position to continue to expand and enhance tourism marketing and fulfill our mandate of attracting visitors to the Ottawa Valley.

7. Recent Funding Successes

The OVTA has been successful application for funding resulting in $19,000 in support of two projects:

a) ValleyExplore.com

The OVTA has hired a trails consultant, Sachin Sethi, of Prakriti Outdoors, who is a recent graduate of the Algonquin College Outdoor Adventure Naturalist (ODAN) program. He is contracted to survey, GIS plot and map the routes and key points of interest and to take promotional photographs of all our hiking, mountain biking, ski and snowshoe, paddle, naturalist and heritage trails and routes. His work will further develop updated web, mobile and print friendly route descriptions and maps to enhance this key outdoor adventure product. He will also create social media posts as he travels our trails and routes to share the information about this very significant and much used tourism product.

b) Tourism Industry and Stakeholder Survey/Consultations and Strategy Development

This major project to assist OVTA to effectively represent and support our tourism industry and communities is being delivered by DestinationNext, highly recommended tourism sector consultants who have done this type of work for regions across Canada and the United States. All tourism industry and stakeholder groups will be surveyed by email and targeted representative tourism businesses will be interviewed by video conference. They will be engaged on questions and discussion of: the local tourism market gaps; strengths and opportunities; damages, harm and future outlook resulting from the COVID-19 crisis; the level of knowledge of the OVTA and its mandate, structure, activities and performance; and the ideas and views the respondents have about the future of tourism in the Ottawa Valley, markets to pursue and general future prospects. The results will be discussed by tourism business leaders and then by the Board, led by the DestinationNext team, and a strategy for OVTA tourism operations and marketing will be developed to guide the next five years.

8. Summer Company 2020

Six students from across the Ottawa Valley were successful in earning a Summer Company award to run their own business during the summer. The Summer Company Program is funded by the Ontario Ministry of Economic Development, Job Creation and Trade for students aged 15-29 and is delivered by Enterprise Renfrew County.

The Summer Company 2020 student entrepreneurs are:

a) Casey Asselin, owns Chorally Creative located in the Township of McNab/ Braeside.

b) Keanna MacKinnon operates Valley Grocery Delivery located in the Township of Laurentian Valley.
c) Mason Godin, owns Mason's Lawn Care located on the outskirts of the City of Pembroke.
d) Maiya Dalton, owns Maiya D Apparel located in the Township of Laurentian Valley.
e) Ryan Lapping, owns Lapping Lawn Care located in the Town of Deep River.
f) Isaac Young, owns Backyard Builder located in the Town of Arnprior.

The Summer Company Program has guided over 141 young entrepreneurs to business success in Renfrew County and has proven itself to be extremely worthwhile training.

9. K & P Recreational Trail

In February, County Council was advised that staff would be submitting an Ontario Rural Economic Development (RED) application. The County of Renfrew was successful in their RED funding application for improvements for the K & P Recreational Trail to a maximum of $65,000. The proposed work includes ditching, brushing, grading, compaction and aggregate application on the K & P Recreational Trail.

The County of Renfrew Warden and Chief Administrative Officer, under By-law Number 33-20 being a By-law to delegate Council's authority, passed a By-law to execute an agreement with Her Majesty the Queen in Right of the Province of Ontario as represented by the Minister of Agriculture, Food and Rural Affairs for the Province of Ontario – Rural Economic Development (RED) Program.

The County of Renfrew has agreed to provide funding equivalent to 70% up to a maximum amount of $45,500, with the remainder of the funding ($19,500) to be provided by the Province of Ontario. This project funding must be used by 2023. The County portion of the project funds will come from the existing K & P Recreational Trail budget.

10. Service Delivery Improvement Project

The General Contractor Jumec has been mobilized and on site since the last week in June. Safety and COVID-19 protocols are in place. Phase 1 of the project has been initialized with construction areas hoarded off. Phase 1 is the east wing renovation for the Development & Property and Public Works & Engineering Departments as well as the Hard Rock Café and Front Reception area. This area is to be complete by October 1, 2020.

- Demolition is 90% complete.
- Electrical and mechanical rough ins as well as the new floor layouts have been started.
- Ramp at the front entrance has been removed.
- Preparations for steel beams and columns for new reception area underway.

Phase 1B which is the new courtroom area was started on August 4. This area was previously the classroom area leased by the Renfrew County and District Health Unit. This area was turned over to the County on August 1 as part of a renegotiated lease agreement. The Courtroom area is expected to be completed in December. The lease at the present Courtroom location expires December 31, 2020.

11. POA Leased Space – 141 Lake Street

The Development & Property Department received a request from the Landlord at 141 Lake Street about the possibility of sharing the Provincial Offences Administration (POA) washrooms with the Renfrew County and District Health Unit for the period of October 31 to December 31, 2020. The renovation project at that facility has run into concrete slab issues that will challenge the November 1, 2020 occupancy date for the Health Unit. The lease for POA expires December 31, 2020 at 141 Lake Street with a timeline to move into the County Administration Building in the middle of December.

The County has agreed to make every effort to accommodate this request. The October 31, 2020 date for the Heath Unit to vacate this building is a critical time frame in our construction project to allow work to begin for the new Social Services Department in that area. If this is delayed there will be additional lease costs for the Social Services Department with their existing Landlords as well as the potential for delay claims from the General Contractor.

The Board of Health for the Renfrew County and District Health Unit has been invited to be in attendance at Council to provide an update on the status of their move and the financial costs to the County of Renfrew for their move to 141 Lake Street.

12. County of Renfrew Official Plan Meeting

County representatives (Warden Debbie Robinson; Chair of Development & Property, Robert Sweet; Paul Moreau, CAO; Craig Kelley, Director of Development & Property; and Charles Cheesman, Manager of Planning Services) met virtually with the Honourable John Yakabuski, Minister of Natural Resources and Forestry, the Honourable Steve Clark, Minister of Municipal Affairs and Housing (MMAH) and their senior policy staff on Friday, July 10, 2020.

The meeting was requested by the County and Minister Yakabuski to discuss our concerns with the recent final approval of Official Plan Amendment No. 25 (OPA 25), the five-year update to the County's Official Plan.

Our main requests were to look for a deferral on the implementation of OPA 25 until January 1, 2021 and to seek exemption from Minister approval of amendments to the County of Renfrew Official Plan.

Unfortunately, based on MMAH's own legal advice, we were advised that there was no path forward to deferring the OPA.

With respect to exemption, the Province is moving forward as expeditiously as possible to grant us this authority and has posted a Notice of our Request on the Ontario Regulatory Registry. The Notice includes a 45-day public comment period that ends on August 21, 2020. Staff is optimistic we will receive the exemption sometime after that date. If we are successful in gaining exemption status, the Ministers would support the County's efforts to amend the Official Plan so that it matches more closely with the interests of Renfrew County.

Until then the Ministers were very sympathetic to our situation and gave us their full support in allowing the County planning staff to interpret the new Official Plan in a flexible manner that ensures good land use planning (e.g., land use compatibility), while also recognizing the unique development context in Renfrew County.

Staff remain confident that we will receive exemption status, which will further allow us to expedite changes to a new Official Plan Amendment (OPA 31) by Spring 2021.

13. COVID-19 Update – Ministry of Municipal Affairs and Housing

Tabled is correspondence from Minister Steve Clark advising that the temporary suspension of the *Planning Act* timelines for decision-making ended as of June 22, 2020.

14. Proposed COVID-19 Relief Measures

Tabled is a brief presented to various provincial ministries by the Regional Planning Commissioners of Ontario (RPCO) and the Regional Public Works Commissioners of Ontario (RPWCO) which outlines recommended measures that are designed to support municipal efforts to respond to COVID-related public health requirements, support economic recovery, and reduce costs in municipal operations and the delivery of public services. Our Committee directed staff to follow-up with the Province on whether there has been any permanent decisions made with regards to streamlining approvals as a result of COVID-19; in specific, delegated authority for routine or housekeeping-related decision making.

RESOLUTIONS

15. Broadband Update

RESOLUTION NO. DP-CC-20-08-54

Moved by Chair
Seconded by Committee

THAT staff send a general letter of support to the Improving Connectivity for Ontario (ICON) program for the expansion of broadband internet in Renfrew County and any unknown applications that are being made; AND FURTHER THAT letters of individual support be provided to Telecom Service Providers (TSPs) who are seeking to apply to the ICON program on a per request basis, provided no financial/in-kind support is promised as part of the County's level of support in the absence of a formal agreement endorsed by County Council.

Background

At the June 24, 2020 County Council meeting, staff was directed to undertake a review of broadband services in the County of Renfrew and then bring back a report to the Development & Property Committee for further discussion along with the tabled October 30, 2019 letter that the County sent to Warden J. Murray Jones, Chair of the Eastern Ontario Regional Network (EORN).

Throughout the past several weeks, County staff have engaged in conversations and webinars with EORN to learn more about the Gigabyte project, and the Improving Connectivity for Ontario (ICON) program that was launched for applications in July with a deadline of August 21, 2020.

(https://news.ontario.ca/moi/en/2020/07/ontario-expanding-access-to-the-modern-digital-economy.html)

EORN did not make an application to this round of funding, instead they are focusing on the Canadian Radio-television and Telecommunications Commission (CRTC) funding that will be made available later this year. With only $150 million available to projects, the EORN project far exceeds the limits of possible funding. The most recent webinar update from EORN is tabled as information. EORN representatives will be available to speak to County Council in September.

Upon review of the ICON program, County staff also considered other proposals for internet expansion projects throughout Ontario. There are a few examples of communities that have taken a lead role in larger projects, but nothing like the scale of "powering up" an entire county. The documents from EORN suggest that over $50 million would be required to provide 50/10Mbps to all homes in Renfrew County, and

that a 75% subsidy would be required to do so. To provide a 1Gbps, or fiber to home, the costs balloon to over $210 million. Staff considered the implications of issuing a request for proposal with limited funds and have suggested to instead support the internet providers (now referred to as TSPs, or Telecom Service Providers) that are active in our area as Community Partners for an ICON funding application that they may be making. Concurrently, we are working with municipalities to identify areas of concern and relaying those to the local TSPs with the hope that they identify these areas with their own local business cases. In September, staff will have a better understanding of those TSPs that are making ICON applications and the areas that they are endeavouring to serve.

For Council's information, the mapping of local internet availability is available here: https://www.ic.gc.ca/app/sitt/bbmap/hm.html?lang=eng. It should be noted that some technologies (wireless, satellite) may not be mapped as they are line of site specific and more difficult to identify.

BY-LAWS

16. County of Renfrew Official Plan Amendment No. 30 (Part of Lot 9, Concession 13(B), in the geographic Village of Braeside, in the Township of McNab/Braeside) – Applicant: 62995 Canada Inc. (Eric Draper)

RESOLUTION NO. DP-CC-20-08-54

Moved by Chair
Seconded by Committee

THAT a By-law be passed to repeal By-law 27-20 being a By-law to Adopt Amendment No. 30 to the Official Plan of the County of Renfrew at this session of County Council.

Background
Official Plan Amendment No. 30 proposed to re-designate lands to allow a future residential plan of subdivision. The amendment was adopted by the County on February 26, 2020, and was sent to the Ministry of Municipal Affairs and Housing. The Ministry did not approve the amendment. Tabled is a letter from the owner's agent requesting the repeal of the amendment. If the County is granted exemption status from provincial approvals, the owner may re-apply to change the designation on the property as indicated in the tabled letter from the owner.

All of which is respectfully submitted.

Robert Sweet, Chair

And Committee Members: P. Emon, B. Hunt, S. Keller, D. Lynch, J. Reinwald, D. Robinson, J. Visneskie Moore

DEVELOPMENT AND PROPERTY DEPARTMENT
PLANNING DIVISION ACTIVITY TRACKER
TIME PERIOD - June 2020

	Arnprior	Deep River	Laurentian Hills	Petawawa	Renfrew	Admaston/Bromley	Bonnechere Valley	Brudenell, Lyndoch & Raglan	Greater Madawaska	Head, Clara & Maria	Horton	Killaloe, Hagarty & Richards	Laurentian Valley	Madawaska Valley	McNab / Braeside	North Algona Wilberforce	Whitewater Region	County-wide	MONTHLY TOTAL	2019 YEAR-END TOTAL
APPROVALS																				
Local Official Plan																			0	0
Local Official Plan Amend.																			0	3
Subdivision Draft Approval																			0	3
No. of Draft Approved Units																			0	26
Subdivision Final Approval																			0	2
No. of Final Approved Units																			0	26
Part Lot Control By-laws	1																		1	7
No. of Part Lot Control Units	78																		78	81
Severances				2		1	1		1				2			1	4		12	156
TOTAL FINAL & DRAFT APPROVED LOTS																			90	289
APPLICATIONS (Review & Preparation of Documents)																				
Official Plans																			0	0
OPAs																			0	0
Comprehensive Zoning By-laws																			0	0
Zoning By-law Amend.				2		1	1									1			5	44
New Severance Apps (Cty)						1					2					1			4	110
Severance Rpts to Mun.															1				1	17
Minor Variance Rpts to Mun.																			0	7
Plan of Subdivision Apps.																			0	5
No. of Subd Units																			0	263
Site Plans/Agreements														1					1	6
LPAT Hearings																			0	0
PRELIMINARY REVIEW																				
Planning Checklists						8	1		1				2	1	1		1		15	179
Other Inquiries	3	1	2	2	1		2	3	8	1	3	9	4	11	3	4	4	1	62	187
TOTAL ACTIVITY	4	1	2	6	1	11	5	3	10	1	5	9	8	13	5	7	9	1	101	
2019 YEAR END ACTIVITY	6	10	10	38	1	32	51	21	68	7	68	63	47	96	88	43	77	0		726

43 severances received January-June 2020 versus 53 severances received January-June 2019 (incl. 4 not reported in March)

40 severance decisions January-June 2020 versus 52 severance decisions January-June 2019 (incl. 4 not reported in March)

DEVELOPMENT AND PROPERTY DEPARTMENT
PLANNING DIVISION ACTIVITY TRACKER
TIME PERIOD - July 2020

	Arnprior	Deep River	Laurentian Hills	Petawawa	Renfrew	Admaston/Bromley	Bonnechere Valley	Brudenell, Lyndoch & Raglan	Greater Madawaska	Head, Clara & Maria	Horton	Killaloe, Hagarty & Richards	Laurentian Valley	Madawaska Valley	McNab / Braeside	North Algona Wilberforce	Whitewater Region	County-wide	MONTHLY TOTAL	2019 YEAR-END TOTAL
APPROVALS																				
Local Official Plan																			0	0
Local Official Plan Amend.																			0	3
Subdivision Draft Approval																			0	3
No. of Draft Approved Units																			**0**	**26**
Subdivision Final Approval															1				1	2
No. of Final Approved Units															30				**30**	**26**
Part Lot Control By-laws																			0	7
No. of Part Lot Control Units																			**0**	**81**
Severances				1		1					3		1	1		1			8	156
TOTAL FINAL & DRAFT APPROVED LOTS																			**38**	**289**
APPLICATIONS (Review & Preparation of Documents)																				
Official Plans																			0	0
OPAs																			0	0
Comprehensive Zoning By-laws																			0	0
Zoning By-law Amend.							1								1				2	44
New Severance Apps (Cty)											1			1		1	2		5	110
Severance Rpts to Mun.															6				6	17
Minor Variance Rpts to Mun.															1				1	7
Plan of Subdivision Apps.																			0	5
No. of Subd Units																			**0**	**263**
Site Plans/Agreements																			0	6
LPAT Hearings																			0	0
PRELIMINARY REVIEW																				
Planning Checklists			1	2		2	2										1		8	179
Other Inquiries	4	2	1	4	1	7	5	2	9	1	2	16	2	7	20	5			88	187
TOTAL ACTIVITY	**4**	**2**	**2**	**7**	**1**	**10**	**8**	**2**	**9**	**1**	**6**	**16**	**3**	**9**	**29**	**7**	**3**	**0**	**119**	
2019 YEAR END ACTIVITY	**6**	**10**	**10**	**38**	**1**	**32**	**51**	**21**	**68**	**7**	**68**	**63**	**47**	**96**	**88**	**43**	**77**	**0**		**726**

48 severances received January-July 2020 versus 63 severances received January-July 2019

48 severance decisions January-July 2020 versus 85 severance decisions January-July 2019

Sent: Wednesday, July 22, 2020 1:30:33 PM
To: Clark, Keith (MNRF) <keith.clark@ontario.ca>
Subject: Thank you

This message is being sent on behalf of Jennifer Griffin, Senior Negotiator, Ontario Ministry of Natural Resource and Forestry

The Ontario negotiation team for the Algonquin land claim wish to thank you for your valuable assistance in facilitating our recent mail-out.

This step in our consultation focuses on changes that have been made to the Crown lands proposed for future transfer to the Algonquins of Ontario (AOO). The outreach included letters and information packages to people who have interests related to the proposed changes, including:

- those with existing legal interests (such as leases, licences or permits) on the Crown lands added as proposed Algonquin settlement lands
- property owners within 120 metres of the new proposed Algonquin settlement lands
- those with property within 120 metres of Crown lands which were removed from the proposed AOO settlement lands package
- those with legal interests on Crown lands which were removed from the proposed AOO settlement lands package
- interested Indigenous communities.

This is an interim step in Ontario's ongoing consultation. Broader public consultation on the proposed transfer of provincial Crown land to the AOO will continue as the negotiations proceed. We anticipate requiring your assistance once again at that time to support another mail-out, planned for Fall 2020.

For your background information, an updated interactive map showing the parcels of Ontario Crown land currently proposed to be AOO settlement lands is available on the AOO website here: https://www.tanakiwin.com/imap.html.

If you receive requests for information related to the letters that were sent out, we encourage you to redirect individuals to the contact information provided in those letters.

Should you receive general inquiries about this phase of the negotiations and consultations, we encourage you to direct them to:

- the Ontario website at www.Ontario.ca/algonquinlandclaim
- the Ontario Information Centre for the Algonquin Land Claim
  31 Riverside Dr.,
  Pembroke ON K8A 8R6
  Phone: 613-732-8081 or 1-855-690-7070
  E-mail: alcinfo@ontario.ca

Thank you once again for your ongoing support. Please feel free to contact us if you have any questions.

Keith Clark, Policy / Liaison Officer
Land Claims and Treaties Section
Strategic and Indigenous Policy Branch
Ministry of Natural Resources and Forestry
(705) 761-8217

Ontario

Ministry of Municipal Affairs and Housing

Office of the Minister

777 Bay Street, 17th Floor
Toronto ON M7A 2J3
Tel.: 416 585-7000

Ministère des Affaires municipales et du Logement

Bureau du ministre

777, rue Bay, 17e étage
Toronto ON M7A 2J3
Tél.: 416 585-7000

Ontario

234-2020-2382

June 12, 2020

Dear Heads of Council / Clerks and CAOs:

Nothing is more important than protecting the health and well-being of Ontarians. Since first learning of COVID-19, Ontario has taken decisive action to stop the spread of this deadly virus, and we thank you for your support in our efforts.

We appreciate that the current situation for municipalities is not “business as usual”, and that all municipalities have had to make adjustments to adapt to new priorities and shifting ways of doing business.

When municipalities requested our help, we listened and acted quickly to legislate changes to the Planning Act and make the necessary regulation to suspend decision-making timelines. These changes balanced the need to suspend the timelines that would allow a municipality to refocus time and resources on the COVID-19 outbreak, while allowing councils to continue to make decisions on planning matters as municipal capacity evolved.

As we move forward with our gradual approach that will allow Ontario to emerge from the COVID-19 outbreak, we know that getting shovels in the ground is key to moving forward on the path to economic recovery together. Many municipalities may be well on their way to a more normalized planning review process, and we want to ensure that the land use planning system is in step with a municipality’s expanding capacity during this time. As a result, we intend to end the temporary suspension of the Planning Act timelines as of June 22nd, 2020.

We understand that the safety of your constituents must remain a priority, and that there are certain provincial restrictions in place regarding public gatherings. Therefore, we encourage you to continue to use electronic and virtual channels, as appropriate, to engage and provide the public with an opportunity to make representations on planning matters, while following the advice of Ontario’s Chief Medical Officer of Health.

…/2

It is vital for our economic recovery from this outbreak that we work together to help move the planning approvals process forward. We need to continue the important job of creating housing and keeping infrastructure projects moving while also ensuring we maintain public health. Development has always played a key role in supporting growth in our communities, and it will play an especially important role on our road to economic recovery from COVID-19.

Let me assure you that our government is working to support you, our municipal partners, and will continue to work collaboratively to keep all Ontarians safe.

Sincerely,

Steve Clark
Minister

c. Association of Municipalities of Ontario

Regional Planning Commissioners of Ontario

RPWCO Regional Public Works Commissioners of Ontario

July 22, 2020

Kate Manson-Smith
Deputy Minister, Ministry of Municipal Affairs and Housing

Serge Imbrogno
Deputy Minister, Ministry of Environment, Conservation and Parks

Victor Severino,
Assistant Deputy Minister, Regulatory Modernization and Business Relief Division,
Ministry of Economic Development, Job Creation and Trade

Kevin Perry
Assistant Deputy Minister, Policy and Planning Division
Ministry of Economic Development, Job Creation and Trade

Hanna Evans
Assistant Deputy Minister, Municipal Services
Ministry of Municipal Affairs and Housing

Jonathan Lebi
Assistant Deputy Minister, Local Government and Planning Policy Division
Ministry of Municipal Affairs and Housing

Cordelia Clarke Julien
Assistant Deputy Minister, Ontario Growth Secretariat
Ministry of Municipal Affairs and Housing

Alison Pilla
Assistant Deputy Minister, Environmental Policy Division
Ministry of Environment, Conservation and Parks

Sarah Paul
Assistant Deputy Minister, Environmental Assessment and Permissions Division
Ministry of Environment, Conservation and Parks

Melissa Thompson
Assistant Deputy Minister, Drinking Water and Environmental Compliance Division
Ministry of Environment, Conservation and Parks

Ian Freeman
Assistant Deputy Minister, Policy and Planning Division
Integrate Policy and Planning Division
Ministry of Transportation

Jennifer Graham-Harkness
Assistant Deputy Minister, Transportation Infrastructure Management Division
Ministry of Transportation

Adam Redish
Assistant Deputy Minister, Infrastructure Program Design and Delivery Division
Ministry of Infrastructure

Regional Planning Commissioners of Ontario

RPWCO Regional Public Works Commissioners of Ontario

RE: Proposed measures to accelerate growth, cut costs and reduce red tape in during and after the COVID-19 state of emergency period

Dear Deputy Ministers and Assistant Deputy Ministers,

Please accept this submission prepared jointly by the Regional Planning Commissioners of Ontario and the Regional Public Works Commissioners of Ontario. As a result of the COVID-19 state of emergency and the acute economic downturn, municipalities, their residents, businesses, and employees are facing the double pressure of adapting to physical distancing and safe workplace requirements, as well as significant loss of revenue. Due to the pandemic lockdown, some public works activity and planning approvals have been backlogged. This situation may worsen if the Fall brings a second wave of the pandemic.

Senior municipal staff are seeking ways to respond more rapidly and nimbly to help businesses, workers, and the public meet their physical distancing and workplace safety needs, stimulate economic recovery and to deliver their own services and operations more efficiently and cost effectively.

RPCO and RPWCO, which represent Planning and Public Works Commissioners who serve over 75% of Ontario's population, have prepared the following brief on proposed measures by the Ontario Government to support these local efforts. These proposed measures have been endorsed by the Ontario Regional and Single Tier Treasurers. They have also been shared with the Regional and Single Tier CAOs.

RPWCO and RPCO appreciate measures that the Ontario Government has introduced over the last weeks and months that will help expedite municipal operations and activities associated with COVID adaptation and recovery. These include proposed E.A. modernization measures under Bill 197, as well as Reg. 345/20 under the *Emergency Management and Civil Protection Act*, that provides an exemption from public notice and appeals provisions when introducing temporary by-laws for outdoor patios.

In the same spirit as these Provincial measures, RPCO and RPWCO propose 16 additional measures in the following six areas:

1. Streamline approvals for urgent COVID-related planning decisions and to accelerate private sector investment, development and infrastructure projects;
2. Delegate authority for routine or housekeeping-related decision making;
3. Modernize and digitize public engagement and record sharing;

Regional Planning Commissioners of Ontario

RPWCO Regional Public Works Commissioners of Ontario

4. Introduce legislative/regulatory/permitting flexibility with respect to timing and administrative requirements to allow for social distancing, limited staff capacity;
5. Support for businesses and the public to respond to pandemic conditions; and
6. Create a new 'COVID-recovery project' designation.

These proposed measures could be put in place until the pandemic is resolved and sufficient momentum has been achieved with respect to economic recovery – likely 18-36 months, while others may prove to be so helpful that they are made permanent.

We would welcome a video-conference meeting with you to discuss these proposed measures in the coming weeks, at your earliest convenience. Nicola Crawhall of Westbrook Public Affairs, will be in touch with your office to schedule a meeting in the second week of August. Your staff may reach Nicola at 416-407-5880 or nicola.crawhall@westbrookpa.com.

Sincerely,

Rino Mostacci, RPP, MCIP
Chair, Regional Planning Commissioners of Ontario

Mark Winterton
Chair, Regional Public Works Commissioners of Ontario

Regional Planning Commissioners of Ontario

RPWCO Regional Public Works Commissioners of Ontario

Brief on Proposed COVID-relief Measures

The following are measures proposed jointly by the Regional Planning Commissioners of Ontario and the Regional Public Works Commissioners of Ontario to the Ontario Government. The measures are designed to support municipal efforts to respond to COVID-related public health requirements, support the economic recovery, and reduce costs in municipal operations and the delivery of public services.

1. **Streamline approvals for urgent COVID-related decisions and to accelerate private sector investment, development and infrastructure projects**

Municipalities are on the frontlines of community adaptation to the new pandemic reality to socially distance, whether it be in curbside businesses, schools, parks, or other areas where people congregate. Timely decisions to allow for these adaptation measures are needed, particularly heading into the Fall when schools return and fewer activities can occur outside.

In addition to timely adaptation measures, municipalities want to clear the backlog of development applications and public works construction that accumulated during the lockdown this Spring.

The current review and approval process, at times involving multiple agencies or departments and multiple opportunities for appeals on the same approval can extend approvals by months. slowing development projects and infrastructure construction and adding to project costs.

The Province should consider additional types of urgently needed temporary zoning by-laws to be exempt from public notice, public meeting and appeal provisions. For example, schools will need planning permission for portables to accommodate socially distanced students this Fall.

The Province should also consider further changes to the *Environmental Assessment Act*, as well as other streamlined approvals measures for linear infrastructure and waste management.

These streamlined approvals measures would allow for timely and nimble decision making with respect to COVID adaptation measures, clear the lockdown backlog of municipal approvals of development applications, accelerate project timelines and save millions of dollars in project costs.

1.1. Broaden Temporary Use By-law exemptions

a. RPCO and RPWCO support the recent enactment of O.Reg. 345/20 pursuant to s.7.0.2 (4) of the *Emergency Management and Civil Protection Act* that allows municipalities to adopt Temporary Use By-Laws for the creation and extension of patios and allow outdoor dining areas that are exempt from the usual process for public notice, public meetings and appeals.
b. Broadening the application of temporary use by-laws with the same exemptions to additional classes of land use decisions and zoning by-laws would be one of the most effective and efficient planning tools to respond in a nimble way to public health related requests from businesses, schools, (e.g. requests by schoolboards to locate portables to socially distance students this Fall), and other applicants.
c. The exemption would be time limited, and could remain in place for the duration of the Provincial Emergency Order.
d. To respond in the most timely manner, particularly during the summer recess for Councils, the temporary use by-law authority should rest with the Chief Planner, subject to the Mayor's/ Regional Chair's emergency approval. Once the mayor provides his/her emergency approval, the by-law would come into effect immediately, avoiding weeks or even months of delay.

Recommendation 1: The Province should extend Reg. 345/20 Temporary Use by-law exemptions from public notice, public meetings or appeals for patios to other land use decisions and zoning needed to respond to COVID-related social distancing requirements. The authority would rest with the Chief Planner, subject to the Mayor's emergency approval.

1.2. Conditional Zoning By-laws

a. A similar opportunity to Recommendation 1.1 (above) exists for Conditional Zoning By-laws. *The Planning and Conservation Land Statute Amendment Act* ("Bill 51") deems a project compliant if it meets certain conditions, rather than the proponent having to return to seek a subsequent zoning amendment.

Recommendation 2: As a priority, the Province should introduce a Regulation to enact Conditional Zoning Authority under the Planning and Conservation Statute Amendment Act.

1.3. Streamline EA and Class EAs to promote construction

a. Under Bill 197, the *COVID-19 Economic Recovery Act*, and proposed EA modernization regulatory changes, the Province has proposed significant changes to the *Environmental Assessment Act* that would streamline the EA process, allowing housing and other development and servicing to proceed more quickly.
b. In order to further accelerate housing construction and other projects where needed, the Province should consider a streamlined process for municipal infrastructure projects that service developments that are important to local and regional growth, similar to the scope of O. Reg. 231/08 Transit Projects and Metrolinx Undertakings. This streamlined approach for water, wastewater, waste and transportation projects could be included in the EA regulation on streamlined projects that will be developed subject to approval of Bill 197.
c. As part of this streamlined approach, changes to the *Planning Act* and the *Environmental Assessment Act* could allow for 'equivalency', whereby public consultation and appeals opportunities conducted under the environmental assessment process satisfies requirements of the planning process (*Planning Act* and Official Plan).

Recommendation 3: When introducing a regulation that identifies the types of projects that will be subject to the streamlined EA process, MECP should include municipal infrastructure projects that are essential to support water, wastewater, waste and transportation servicing to major housing developments (e.g. to meet GGH Growth Plan targets) and other major economic recovery projects, much like Reg 231/08 Transit Projects and Metrolinx Undertakings. As part of this streamlined approach, the Province should introduce an equivalency provision into the Planning Act that would allow statutory or regulatory public consultation and appeal provisions under the EA process to satisfy the same provisions under Planning Act for the same project.

1.4. Streamlining Waste facility related approvals for minor amendments

a. MECP instituted a streamlined waste management approvals process for minor amendments during the COVID state of emergency. The process accelerates approvals by involving MECP district offices who are familiar with local circumstances, more directly to work with local municipalities and MECP Approval Branch. This streamlined process is working well.

Recommendation 4: MECP should apply the existing COVID state of emergency streamlined waste management approvals process to other similar approvals, e.g. routine changes to a landfill operations or upgrades to waste management depots. MECP should further consider extending its use beyond the current year post state-of-emergency, following a review.

2. Delegate authority for routine or housekeeping-related decision making

Municipalities can spend hours on minor/ housekeeping decisions related to uncontested minor variances, zoning bylaws that conform with the Official Plans, etc. This results in delays on what should be routine decisions. RPCO and RPWCO concur with OPPI on the need for mandatory delegated authority to the Chief Planner for such decisions.

Delegated authority to local district offices is also needed to expedite decisions for issues related to flexibility to adapt municipal operations for public health reasons.

2.1. Make existing provincial authority to delegate or re-establish approvals to the Chief Planner or his/her staff, mandatory rather than discretionary.

a. It would save considerable time and resources if the Chief Planners were delegated authority for implementation decisions that conform with policy decisions that have been previously made by Council (such as approval of its Official Plan).
b. Such implementation decisions could include procedural (i.e. housekeeping) amendments where there is no public or council interest, e.g. minor variances, zoning amendments to conform and implement approved Secondary Plans or technical updates to zoning by-laws. to implement secondary plans and out of date zoning by-laws.
c. Clear criteria would be needed to indicate when the normal process of public notification and public meeting is required versus when only public notification is required due to the housekeeping nature of the minor variance or amendment.
d. This would speed up the processing of minor variances and technical amendments to zoning by-laws that have not yet been updated to conform to Official Plans. Additionally, this could include delegated authority from Ministries for certain classes of review functions to allow faster turnarounds and more autonomy to manage local circumstances. For example, MTO could transfer review functions to the Regional level.
e. This more streamlined process would allow 'shovel-ready/worthy' projects to proceed more quickly.

Recommendation 5: *MMAH should make it mandatory to delegate authority to the Chief Planner for implementation decisions that conform with policy decisions that have already been made by Council.*

2.2. Delegate responsibility for COVID-related Emergency ECA amendments to the local or District office of MECP

a. Operational flexibility in a pandemic is vital to municipalities.
b. Simcoe County encountered delays for a minor ECA amendment that was urgently needed to allow residents to use a transfer station in the District of Muskoka while the transfer station in Simcoe County was being retrofitted to accommodate health and safety procedures associated with COVID-19.
c. Rather than work through Approvals Branch in Toronto, these time sensitive amendments could be dealt with more quickly by the MECP district office.

Recommendation: MECP should delegate responsibility for COVID-related ECA amendments to the MECP district offices. This would allow actions related to emergency relief to move more quickly.

2.3. Delegate greater authority to municipalities of a certain size, e.g. >100,000 pop, for waste management approvals

a. MECP should recognize and acknowledge that municipalities go through a transparent public process on waste approvals and the decision-making involved in requesting these approvals.
b. Delegating approval of many 'routine' waste management program changes from the provincial level to the municipal level, either to the Region or local/single tier level, represents an opportunity that would save the MECP and municipalities time and money. Central to this approach could be a List of Commitments to help bolster the local commitment to accepting more responsibility. Examples of this delegated approval authority could include:
    - Drop-off Depots - adding materials or changing the hours of operation that are already stated in the ECA.
    - Landfill – changing the hours of operation, making improvements to the operations
    - Garbage collection – allowing garbage to be picked up in the same garbage truck when collection starts late in the evening and ends early in the morning.
    - Landfill – changing the geographical boundaries of a landfill site but not changing the type or amount of garbage that can be handled

Recommendation 6: MECP should delegate specific waste authority to municipalities, along with a list of commitments to build local commitment to accept more responsibility.

3. Modernize/Digitize Public Engagement, Record keeping

The Province should modify both legislation and regulations to reflect universally acceptable principles of engagement that reflect current pandemic and post pandemic realities. Record sharing should take full advantage of modernized electronic technology.

3.1. Encourage electronic notice and on-line public consultation and engagement.

a. The *Planning Act* is silent on the option of electronic meetings and town hall consultations, which are essential during the state of emergency. As part of implementing Bill 73, *The Smart Growth for Our Communities Act, 2015* changes to both the *Planning Act* and the Regulations were made that support simpler mandatory notice statements and permit municipalities to use newer methods to direct the public to obtain additional information (i.e. email address or municipal website). For example, s. 5 (13) of O. Reg. 545/06 allows that when a municipality gives notice of a public meeting for a zoning by-law through newspaper, the content can be reduced when the municipality provides a website or other means for additional information to be obtained.

b. While these changes are welcome, municipalities need provincial legislation to go further to address some the needs during the pandemic such as physical distancing.

Recommendation 7: MMAH should revise Regulation O. Reg 545/06 to explicitly allow for the replacement of face-to-face public consultation and engagement with on-line or virtual equivalents.

3.2. Reassess legislative or regulatory requirements for large gatherings of people

a. Currently, provincial legislation and regulations require public meetings such as Infrastructure Master Plans sessions, Environmental Assessment open houses, public consultations sessions, special purpose committee meetings, etc.

b. Bill 73, *The Smart Growth for Our Communities Act, 2015,* modified the *Planning Act* and expanded municipal authority in relation to alternative measures that would allow a municipality, by way of Official Plan policy, to establish locally appropriate approaches to public consultation in place of the general requirements in the *Planning Act* and its regulations.

c. Section s17 (19.3) sets out the need for a municipality to prescribe the alternative measures (as well as other sections in the Act) and once established, then allow the use of the alternative measures for engagement and notice. These alternative

measures could apply to a wide range of *Planning Act* approvals (OP, OPA, CIP, ZBA, Subdivision and Consent).

d. Implementing these provisions would give municipalities significant opportunity to streamline the planning process and facilitate recovery with alternative measures that reflect the current realities. To date, only a limited number of municipalities have implemented Official Plan policies to establish alternate consultation measures. For those few municipalities that have established alternative consultation policies, they have not deviated much from the usual requirements.

e. Guidance from the Province is warranted to ensure that the alternate methods of consultation result in faster approvals.Guidance could be set out relative to the criteria when a normal process of public notification and public meeting is required versus when only public notification is required. This would speed up approval of minor variances and zoning by-laws and allow 'shovel-ready/worthy' projects to proceed more quickly.

Recommendation 8: MMAH and MECP should reassess all Ministry conditions and regulatory requirements that require large gatherings of people (e.g. Infrastructure Master Plan sessions, Environmental Assessment open houses, public consultation sessions, special purpose Committee meetings) and permit municipalities to replace these events with on-line or virtual equivalents, or a combination of in-person and virtual. In the short term, the Province should immediately introduce provisions pursuant to s.7.0.2 (4) of the Emergency Management and Civil Protection Act, that obligates municipalities to delegate to the Chief Planner/ Chief Building Official / Chief Engineer discretionary authority to replace existing public consultation requirements with suitable on-line options (similar to the ERO process) or waive public meeting requirements entirely in accordance with pre-determined criteria.

3.3. Modernize/ Digitize data reporting/access

a. Despite advances in electronic technologies, the Ministry of Environment, Conservation and Parks continues to require some documentation to be submitted in print form. Proposed changes to the *Environmental Assessment Act* and regulations that would require submission of documents in electronic format are welcome. MECP should modernize all its data sharing requirements to take full advantage of electronic technologies.
b. Any exchange or review of physical documents should only be permitted through electronic data and document sharing. Specifically, this should apply to information associated with environmental compliance approvals, permits applications, and annual reports.

c. To facilitate this, MECP should develop data standards for all Ministry forms to enable automated reporting and ensure municipalities have ready access to data across the entire municipal sector, including Section 11 and Schedule 22 drinking water forms, as well as Quarterly Municipal Utility Monitoring Program (MUMPS) reporting
d. Similarly, MNRF and MECP should require that Conservation Authorities allow submission of electronic files only for permit reviews.

Recommendation 9: MECP and MNRF should conduct a comprehensive review of data management, data sharing and access to date, with a view to eliminating paper-based reporting associated with municipal permits and approvals. This requirement should be extended to Conservation Authority permit reviews.

4. Introduce flexibility in legislative, regulatory and permitting timing and administrative requirements to allow for social distancing, limited staff capacity

With many staff working from home, and additional duties to adapt operations to public health directives, as well as anticipated budget cuts due to lost municipal revenue, flexibility in timing requirements and administrative requirements would ease the burden on stretched staff and municipal resources.

4.1. <u>Flexibility in Timing Requirements</u>

a. Given remote working and resource limitations facing the municipal sector, providing some flexibility with regard to statutory deadlines, legislated approvals would provide some breathing space for staff to catch up with provincial administrative requirements, including
   - flexibility in deadlines to submit annual reports, such as the Permits to Take Water, Water Management Plan, among others.
   - extending by 1 year the proposed requirement to have a Park Masterplan in place per the *More Homes, More Choices Act* (Bill 108).
   - extending reporting deadlines and reducing project justification and other administrative requirements for federal and provincial funding programs, e.g. for reporting on project implementation and post-project requirements (e.g. Ontario Municipal Commuter Cycling Program; PTIF; conservation initiatives etc.). Consultation with federal colleagues would be required to implement this recommendation.

- extending all legislative deadlines in O.Reg 588/17 Asset Management Planning for Municipal Infrastructure by one year, beginning with the July 1 2021 deadline to prepare Municipal Asset Management Plans for core municipal infrastructure assets and 10-year lifecycle costs and funding.
- aligning Ministry and municipal reporting time periods e.g. shift Chief Drinking Water Inspector's report from fiscal to calendar year and align with Public Sector Accounting Board timelines for financial reporting.

Recommendation 10: MMAH, MOI, MECP should extend municipal deadlines and align the timing of reporting over a range of provincial programs and approvals, such as permits to take water, Park masterplans, federal-provincial funding programs, asset management regulatory requirements, drinking water and financial reporting .

4.2. <u>Extend Water/Wastewater Inspections period, Testing, MECP Drinking Water System (DWS) and Wastewater Inspections</u>

a. Staff limitations and social distancing has caused challenges in drinking water and wastewater inspections and testing:
    - The state of emergency has caused delays in MECP inspections of Drinking Water System (DWS) and Wastewater Treatment Plant (WWTP) inspections. As of July, MECP has not yet initiated a DWS inspection whereas, in a normal year, at least 2 of the 5 inspections would already be completed. Given the extraordinary circumstances, 2020 could be extended to 2021, covering a 2-year period.
    - Community Lead Sampling required under the Province's Lead testing program has not been possible as residents do not want municipal staff in their homes to collect samples. As an alternative, additional water distribution sampling could be substituted for the residential sampling.
    - Meeting the 10-day reporting analysis requirement for drinking water samples (from the date of analysis) has been challenging, given COVID related staffing levels.

Recommendation 11: To allow for staff and public safety through the state of emergency, MECP should delay this year's in-person water and wastewater treatment inspections to 2021, allow alternative lead sampling outside of residences, and provide relief from the 10-day reporting requirement for drinking water samples.

4.3. <u>*Safe Drinking Water Act* regulatory amendments with respect to timing flexibility</u>

a. Revise timelines under O. Reg. 170/03 Schedule 16 to align with the risk-based timelines for minimum testing frequency in Schedule 6 table. Adverse reporting requirements and monitoring requirements are addressed in different areas and have differing time periods, resulting in confusion and misinterpretations.
b. Align nitrate, nitrite, HAA, and THM sampling to require this be completed once a quarter – O. Reg. 170/03 – Schedule 13, Sections 13-6, 13-6.1, 13-7. Aligning requirements would continue to maintain safeguards while decreasing administrative burden.
c. Amend to state test results that exceed minimum or maximum alarm standard in the Schedule 6 table must be reviewed every 72 hours by a certified operator – O. Reg. 170/03 – Schedule 6-5(1) paragraph 3. Continuous monitoring test results must be examined by a certified operator within 72 hours after the tests are conducted. This review can be challenging in a large municipal system and can be fulfilled far more efficiently through review of exception reports by a certified operator.
d. Extend timeline for written notification of adverse results to be submitted to the Ministry from 24 to 72 hours – O. Reg. 170/03 – Schedule 16-7(1). Adverse results are already immediately reported to the Spills Action Centre verbally and corrective action is taken. Extending this timeline for the written notice would present no additional risk.
e. Remove requirement to display operator certification instead require certificates to be available upon request of inspector – O. Reg. 128/04 – Section 15 . For municipal systems employing a large number of operators, displaying all certificates is impractical. Amendment modernizes the regulation to reflect current practices and technological advancements.

Recommendation 12: MECP should provide timing flexibility to municipalities in meeting O/Reg 170 administrative provisions that are not directly related to ensuring drinking water quality or public health protection under the Safe Drinking Water regulatory requirements.

5. Support for Businesses and the Public to respond to pandemic conditions

5.1. <u>Open for Business Planning By-laws</u>

- As part of Schedule 10 of Bill 66, *the Restoring Ontario's Competitiveness Act, 2018*, the Province proposed changes to the *Planning Act* that would have created an economic development tool called an *"Open-For-Business Planning By-Law"*.
- The tool was intended to be available to municipalities, if certain prescribed criteria were met, to ensure they could make land use decisions expeditiously to support development/employment initiatives.

- While ultimately, Schedule 10 was removed from Bill 66, the *Open-For-Business Planning By-Law* had redeeming features.
- *Open-For-Business Planning By-Laws* would provide additional municipal autonomy to make outcome-based decisions rather than be confined to policy that may not be supportive of timely economic recovery initiatives.

Recommendation 13: MMAH should introduce the ability for municipalities to pass an Open-For-Business Planning By-Law under s.7.0.2 (4) of the Emergency Management and Civil Protection Act, with appropriate safeguards to protect the Greenbelt, natural heritage, agricultural and source protection areas, and accompanied by prescribed land use planning information, including details about how it would meet a job creation target.

5.2 Promoting Active Transportation

a. In response to public demand for socially distanced transportation alternatives, municipalities are testing out a number of ways to promote active transportation, such as expanding bike paths and converting curb lanes for pedestrian 'bump-outs' (into the street).
b. Municipalities need increased flexibility for the implementation of temporary active transportation initiatives in the area of Provincially managed lands and infrastructure, especially around ramps and interchanges in urbanized areas, managed by the Ministry of Transportation. Space and grading constraints have led to cycling paths either not being viable or terminating prior to the interchange. MTO requires a 3 metre minimum space for multi-use pathways. Added flexibility from MTO staff within provincial jurisdiction would create opportunities for the implementation of continuous multi-use pathways for cyclists and others.

Recommendation 14: MTO should allow for greater flexibility in applying its design requirements in order to promote safe active transportation continuity through MTO-managed lands and infrastructure, particularly around interchanges.

5.3 Further provincial guidance on COVID-safe working practices

a. Further guidance and direction is needed to provincially-regulated professions (such as archaeologists) on how to safely proceed and complete their work while still adhering to reporting requirements and professional standards. Be explicit on whether those roles are considered essential or not.
b. The Province should work with the construction industry to develop social distancing guidelines for recovery infrastructure development for municipalities to utilize.

Recommendation 15: The Ontario Government should provide further guidance and direction to provincially regulated professions and the construction industry on safely proceeding with their work while still adhering to reporting requirements and professional standards, and indicate which roles are considered essential.

6. 'COVID- Recovery project' designation

a. Municipalities, businesses, workers and residents need to quickly adapt to social distancing and safe workplace requirements, and are seeking immediate support for economic recovery. Amending legislation and regulations to achieve many of the above measures will likely not meet these time-sensitive needs.
b. For more timely impact to address these immediate needs, many of the RPCO-RPWCO proposed measures could be integrated into a "COVID Recovery Project Designation" established pursuant to s.7.0.2 (4) of the *Emergency Management and Civil Protection Act*, that would provide exemptions from certain requirements on a temporary basis subject to meeting certain COVID-related criteria.
c. Criteria could include, but not be limited to Federal-Provincial 'shovel ready/worthy' projects to meet the anticipated end of 2021 deadline and include certain classes of private sector development projects. Unlike development permit system requirements under O. Reg 608/06 under the *Planning Act*, the criteria would be streamlined.
d. Given that the designation would override some provincially legislative requirements, it would be appropriate that the designation list be created by the Province, with municipal input.

Recommendation 16: The Ontario Government should consider creating a 'COVID recovery project' designation under s. 7.0.2 (4) of the Emergency management and Civil Protection Act, and a project list prepared by the Province, to allow for time-limited measures to support the acceleration of projects that support economic recovery, housing supply, and servicing or assist in meeting public health and worker safety requirements.

Regional Planning Commissioners of Ontario

RPWCO Regional Public Works Commissioners of Ontario

RPWCO and RPWCO Proposed COVID-19 Relief Measures

Summary of Recommendations

1. **Streamline approvals to accelerate private sector investment, development and infrastructure projects and contribute to housing supply**
   1.1. The Province should extend Reg. 345/20 temporary by-law exemptions from public notice, public meetings or appeals for patios to other land use decisions and zoning needed to respond to COVID-related social distancing requirements. The authority would rest with the Chief Planner, subject to the Mayor's emergency approval.
   1.2. As a priority, the Province should enact a Conditional Zoning Authority Regulation under the *Planning and Conservation Statute Amendment Act*.
   1.3. When introducing a regulation that identifies the types of projects that will be subject to the streamlined EA process, MECP should include municipal infrastructure projects that are essential to support water, wastewater, waste and transportation servicing to major housing developments (e.g. to meet GGH Growth Plan targets) and other major economic recovery projects, much like Reg 231/08 Transit Projects and Metrolinx Undertakings. As part of this streamlined approach, the Province should introduce an equivalency provision into the *Planning Act* that would allow statutory or regulatory public consultation and appeal provisions under the EA process to satisfy the same provisions under *Planning Act* for the same project.
   1.4. MECP should apply the existing COVID state of emergency streamlined waste management approvals process to other similar approvals, e.g. routine changes to a landfill operations or upgrades to waste management depots. MECP should further consider extending its use beyond the current year post state-of-emergency, following a review.

2. **Delegate authority for routine or housekeeping-related decision making**
   2.1. MMAH should make it mandatory to delegate authority to the Chief Planner for implementation decisions that conform with policy decisions that have already been made by Council
   2.2. MECP should delegate responsibility for COVID-related Environmental Compliance Approval amendments to the MECP district offices. This would allow actions related to emergency relief to move more quickly.
   2.3. MECP should delegate specific waste authority to municipalities, along with a list of commitments to build local commitment to accept more responsibility.

3. Modernize/Digitize Public Engagement, Record keeping

3.1. MMAH should revise Regulation O. Reg 545/06 to explicitly allow for the replacement of face-to-face public consultation and engagement with on-line or virtual equivalents.

3.2. MMAH and MECP should reassess all Ministry conditions and regulatory requirements that require large gatherings of people (e.g. Infrastructure Master Plan sessions, Environmental Assessment open houses, public consultation sessions, special purpose Committee meetings) and permit municipalities to replace these events with on-line or virtual equivalents, or a combination of in-person and virtual. In the short term, the Province should immediately introduce provisions pursuant to s.7.0.2 (4) of the *Emergency Management and Civil Protection Act*, that obligates municipalities to delegate to the Chief Planner/ Chief Building Official / Chief Engineer discretionary authority to replace existing public consultation requirements with suitable on-line options (similar to the ERO process) or waive public meeting requirements entirely in accordance with pre-determined criteria.

3.3. MECP and MNRF should conduct a comprehensive review of data management, data sharing and access to date, with a view to eliminating paper-based reporting associated with municipal permits and approvals. This requirement should be extended to Conservation Authority permit reviews.

4. Introduce flexibility in legislative, regulatory and permitting timing and administrative requirements to allow for social distancing, limited staff capacity

4.1. MMAH, MOI, MECP should extend municipal deadlines and align the timing of reporting over a range of provincial programs and approvals, such as permits to take water, Park masterplans, federal-provincial funding programs, asset management regulatory requirements, drinking water and financial reporting.

4.2. To allow for staff and public safety through the state of emergency, MECP should delay this year's in-person water and wastewater treatment inspections to 2021, allow alternative lead sampling outside of residences, and provide relief from the 10-day reporting requirement for drinking water samples.

4.3. MECP should provide flexibility to municipalities in meeting several O/Reg 170 administrative requirements under the *Safe Drinking Water Act*.

5. Support for Businesses and the Public

5.1. MMAH should introduce the ability for municipalities to pass an Open-For-Business Planning By-Law under s.7.0.2 (4) of the *Emergency Management and Civil Protection Act*, with appropriate safeguards to protect the Greenbelt, natural heritage, agricultural areas as well as source water protection and accompanied by prescribed land use planning information, including details about how it would meet a job creation target.

5.2. MTO should allow for greater flexibility in applying its design requirements in order to promote safe active transportation continuity through MTO-managed lands and infrastructure, particularly around interchanges.

5.3. The Ontario Government should provide further guidance and direction to provincially regulated professions and the construction industry on safely proceeding with their work while still adhering to reporting requirements and professional standards, and indicate which roles are considered essential.

6. 'COVID- Recovery project' designation

6.1 The Ontario Government should create a 'COVID recovery project' designation under s. 7.0.2 (4) of the *Emergency Management and Civil Protection Act,* and project list, to allow for time-limited measures to support acceleration of projects that support economic recovery, housing supply, and servicing or assist in meeting public health and worker safety requirements.

Office of the
County Warden

County of Renfrew
Ontario . Canada
Experience Our History, Share Our Future!

9 INTERNATIONAL DRIVE
PEMBROKE, ON, CANADA
K8A 6W5
613-735-7288
FAX: 613-735-2081
www.countyofrenfrew.on.ca

October 30, 2019

Warden J. Murray Jones
Chair, Eastern Ontario Regional Network (EORN)
c/o County of Peterborough
470 Water Street
Peterborough, ON K9H 3M3

Dear Chair Jones:

Re: EORN Board of Directors

The Corporation of the County of Renfrew recently discussed the representation on the Eastern Ontario Regional Network (EORN) Board of Directors. Committee expressed their concern that there should be better representation on the EORN Board of Directors, perhaps based on geographical districts to ensure fair and equitable representation.

Accordingly, the Council of the Corporation of the County of Renfrew adopted the following resolution at our October 30, 2019 session:

RESOLUTION NO. FA-CC-19-10-101

THAT County Council recommend that the Eastern Ontario Wardens' Caucus and the EORN Board examine it's By-laws with regards to the current composition of the EORN Board of Directors; AND FURTHER THAT consideration be given to a more equitable allocation of board members/seats based on geographical districts be considered in order to ensure there is fair and equitable representation.

We trust this letter and Council's resolution will be reviewed by the EOWC in discussions regarding representation on the EORN Board of Directors and look forward to your positive response to our request.

Sincerely,

Jennifer Murphy

Jennifer Murphy, Warden
County of Renfrew
warden@countyofrenfrew.on.ca

c: David Fell, CEO, Eastern Ontario Regional Network
Chair Andy Letham, Eastern Ontario Wardens' Caucus

EORN Broadband Analysis

County Staff Presentation

July 14, 2020
July 21, 2020

EORN
EASTERN ONTARIO REGIONAL NETWORK

Agenda

- Package Overview
- EORN Broadband Analysis
- Solution costing by county
- ISED Supply Comparison
- Other Programs
- EORN 1 Gig Proposal Update
- Next Steps

EORN
EASTERN ONTARIO REGIONAL NETWORK

Package Overview

- Generic Presentation giving overview of the Broadband Analysis
- Specific details for each of the 13 EOWC members
  - PDFs of the county specific maps
  - Excel spreadsheet with financials and metrics
- EORN Broadband Primer – additional background info

Due to the file sizes,
will provide a link to cloud file system called sync.com

EORN
EASTERN ONTARIO REGIONAL NETWORK

Confidentiality of the included Material

- Material in the Presentation can be shown publicly
- Data used to develop the analysis is confidential for several reasons:
  - MPAC contract for parcel data
  - TSP detailed coverage information (supply data)

EORN
EASTERN ONTARIO REGIONAL NETWORK

The Reality of Getting to 50/10 Mbps

CRTC National Standard

- 90% of all Canadians have access to 50/10 Mbps by December 2021

EORN 2019 analysis shows

- 46% of EOWC rural homes and business have access to 50/10 Mbps
- 63% of homes and business have access to 50/10 Mbps if the EOMC municipalities are included

Long way to go in EO to meet the CRTC Objective

EORN
EASTERN ONTARIO REGIONAL NETWORK

EORN Analysis

EORN developed analysis for two different models:

50/10

- Design a model that will provide 50/10 Mbps service with mixture of wireline (1 Gbps capable) and wireless (50/10 Mbps capable) – pushing wireline out as far as reasonable

1 Gig

- Design a model that will provide a wireline service capable of 1 Gbps

Wireline is defined as a technology providing broadband service through a fibre or cable direct to a premise

Wireless is defined as a technology providing broadband service through a radio link to a premise

EORN
EASTERN ONTARIO REGIONAL NETWORK

Technology

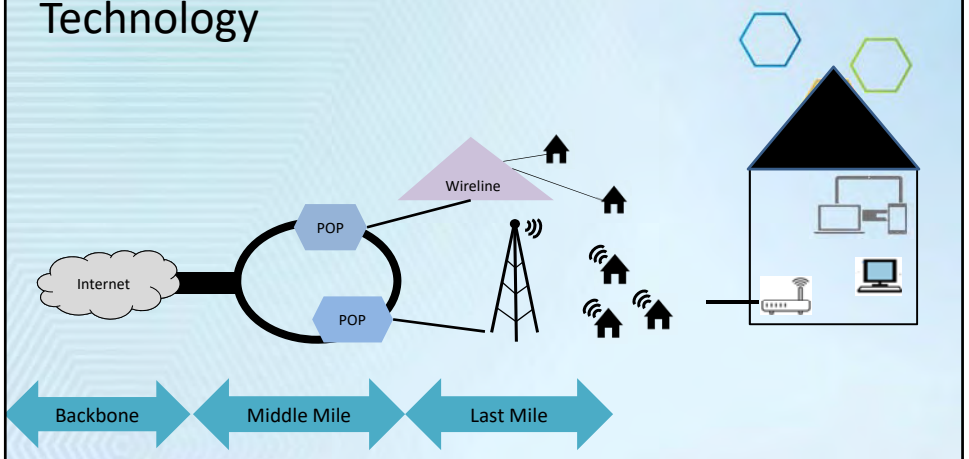

Wireline is defined as a technology providing broadband service through a fibre or cable direct to a premise

Wireless is defined as a technology providing broadband service through a radio link to a premise

Wi-Fi is a wireless service that allows devices to connect within a range of about 30 m – usually in a home or business

EORN
EASTERN ONTARIO REGIONAL NETWORK

Analysis Process

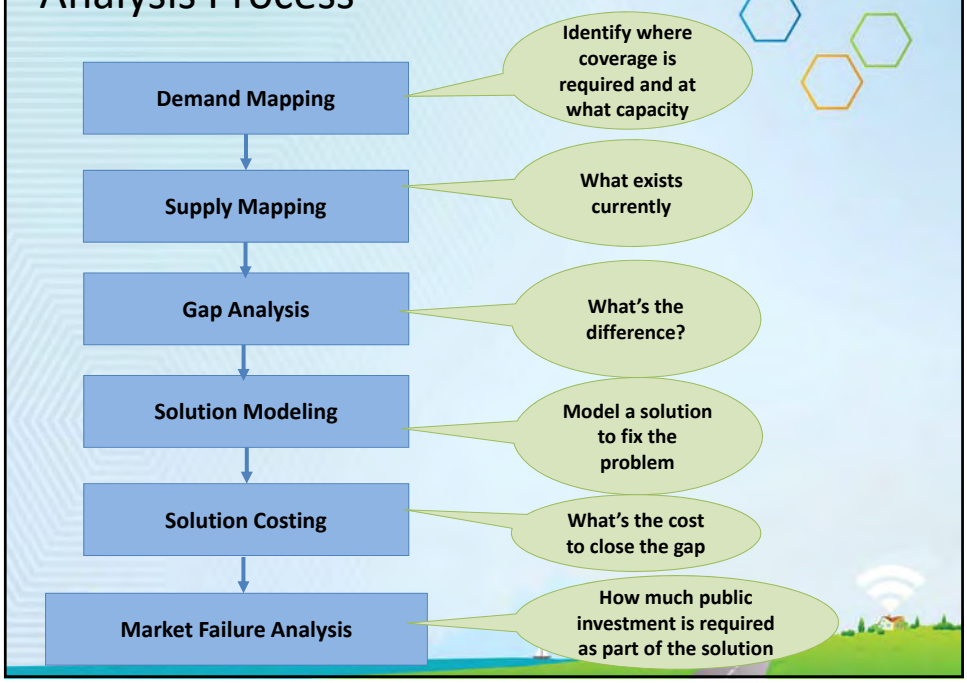

Demand Mapping - Coverage

Demand is modelled for Premises (households, businesses, facilities)

- **Coverage** - where they are located
- **Capacity** that each premise would use projected to 2027

EORN mapped where **coverage** is required by

- Used MPAC & Teranet data (2019)
- Identifying what MPAC parcels require broadband coverage
- Included households, businesses, arenas, facilities
- Same coverage for both 50/10 model and 1 Gig Model

EORN used a 1 km by 1 km grid for mapping purposes

EORN
EASTERN ONTARIO REGIONAL NETWORK

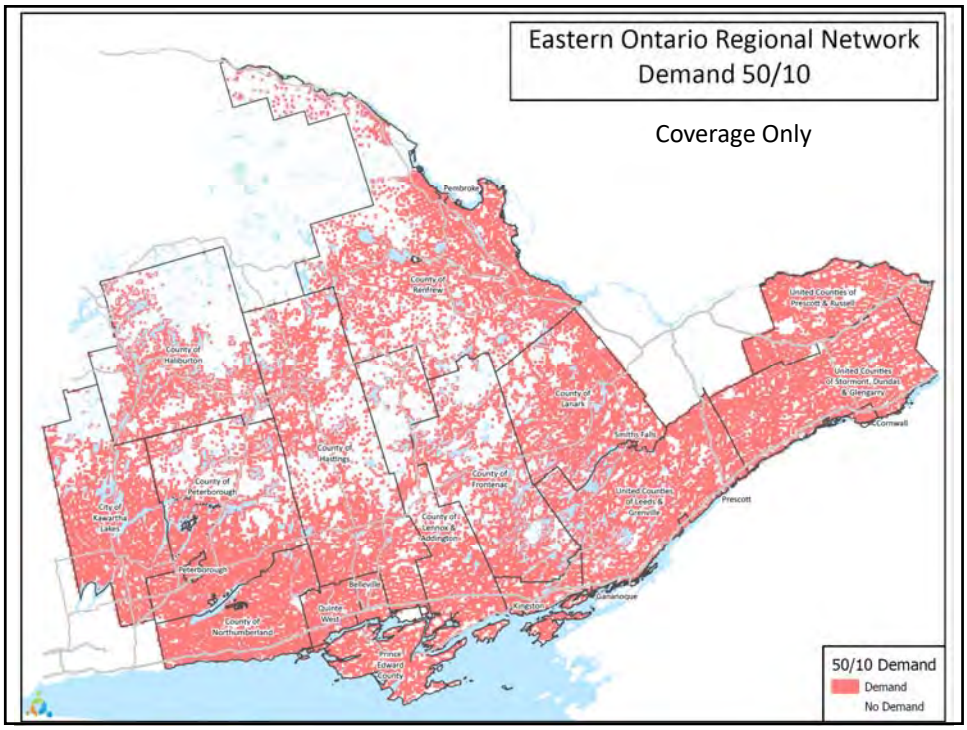

Demand Mapping - Capacity

Demand consist of
- Coverage - where they are located
- Capacity –what they use

- **Capacity** is modeled based on
  - industry traffic profiles including time of day usage
  - population growth across the region
  - Usage characteristics per premise type
  - Number of devices per premise
  - Usage based on mixed wireline and wireless services for 50/10 model
  - Usage based on wireline (1 Gbps capable) for 1 Gig model
  - Projected to 2027



EORN
EASTERN ONTARIO REGIONAL NETWORK

Capacity Modeling

Calculated for each bin in the region the total Mbps at peak
- Values range from 0 to over 12,000 Mbps for the 50/10 model

- To show visually took the approach of equivalencing the bin to the capacity demand of a household (HH-EQ), and allocating into 4 groupings

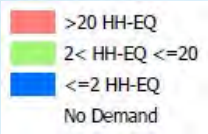

- Usage is higher in 1 Gig model and so is the HH-EQ factor (15.25 vs 6.92)

EORN
EASTERN ONTARIO REGIONAL NETWORK

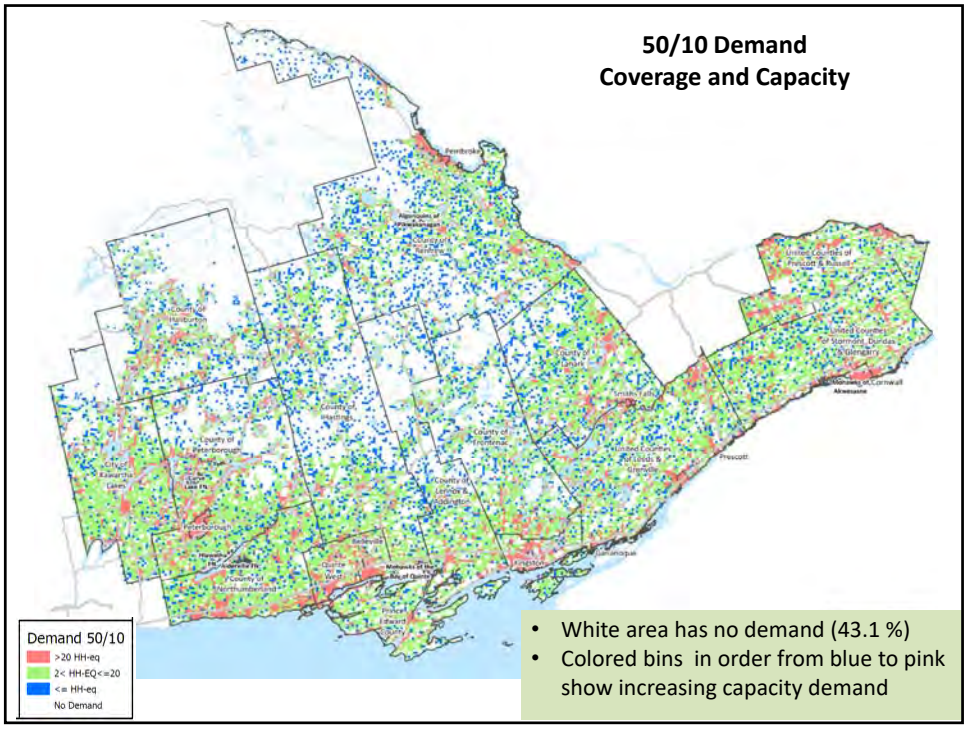
50/10 Demand
Coverage and Capacity
Demand 50/10
>20 HH-eq
2< HH-EQ<=20
<= HH-eq
No Demand
• White area has no demand (43.1 %)
• Colored bins in order from blue to pink show increasing capacity demand

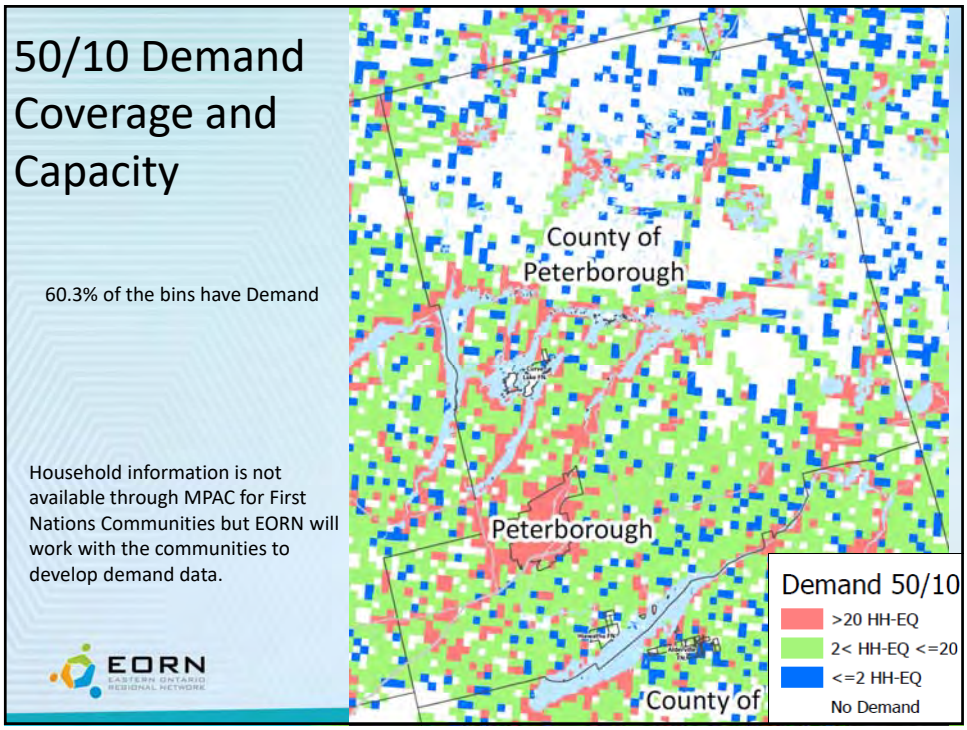
50/10 Demand Coverage and Capacity
60.3% of the bins have Demand
Household information is not available through MPAC for First Nations Communities but EORN will work with the communities to develop demand data.
EORN
EASTERN ONTARIO REGIONAL NETWORK
County of Peterborough
Peterborough
County of
Demand 50/10
>20 HH-EQ
2< HH-EQ <=20
<=2 HH-EQ
No Demand

50/10 Demand Coverage and Capacity

Insert Screen Capture of your county specific map with filename

5010 Demand_County of *yourcounty*

Household information is not available through MPAC for First Nations Communities but EORN will work with the communities to develop demand data.

EORN
EASTERN ONTARIO REGIONAL NETWORK

Demand 50/10
- >20 HH-EQ
- 2< HH-EQ <=20
- <=2 HH-EQ
- No Demand

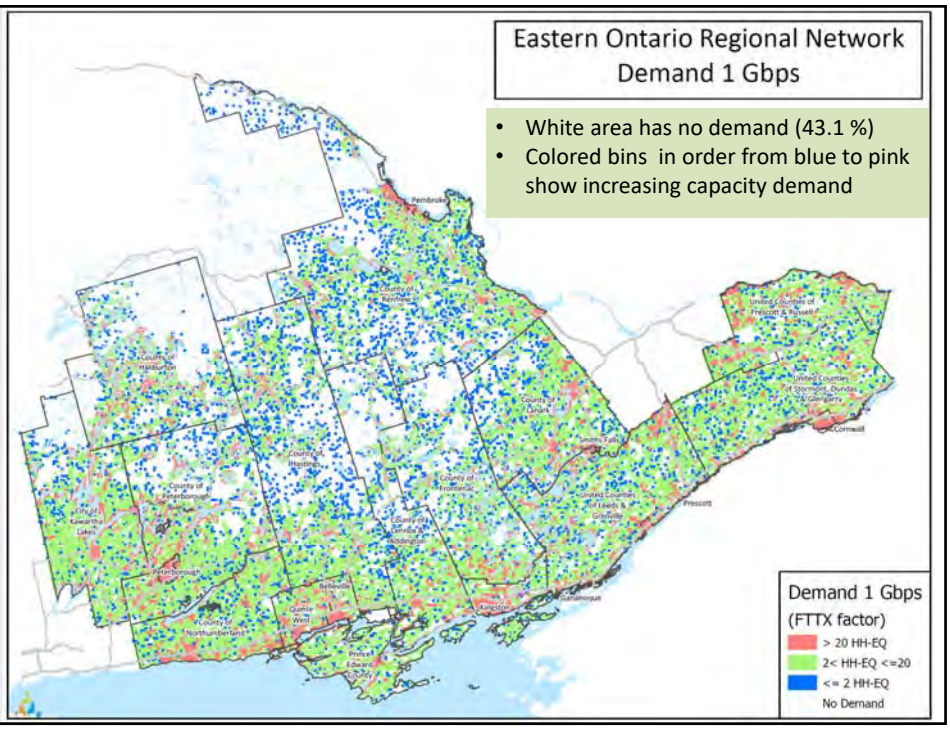

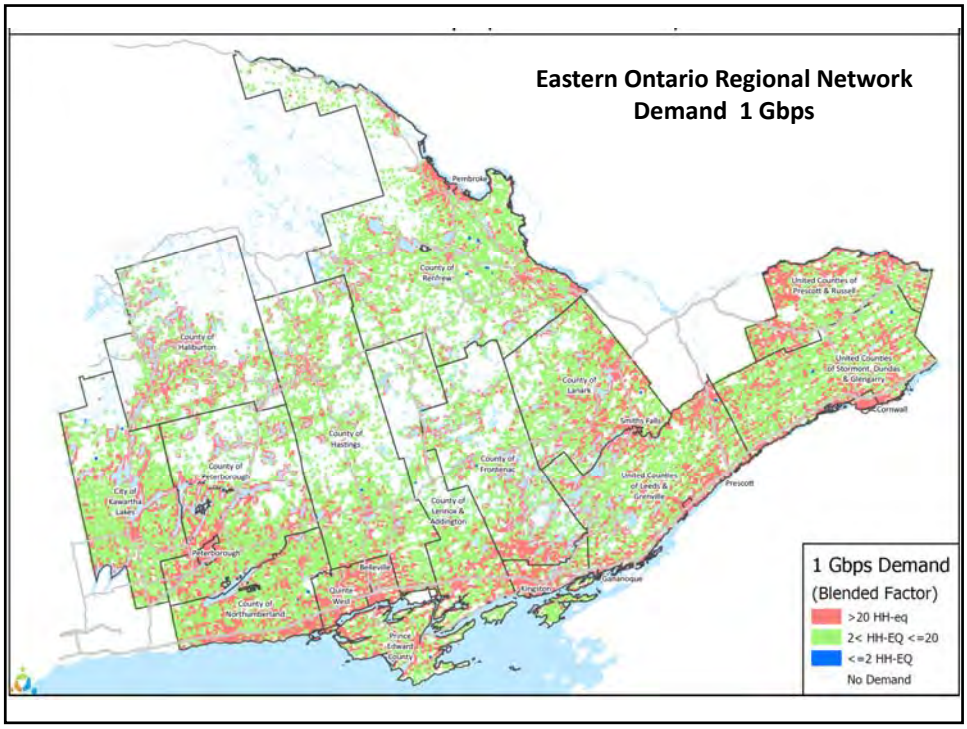
Eastern Ontario Regional Network
Demand 1 Gbps
1 Gbps Demand
(Blended Factor)
>20 HH-eq
2< HH-EQ <=20
<=2 HH-EQ
No Demand

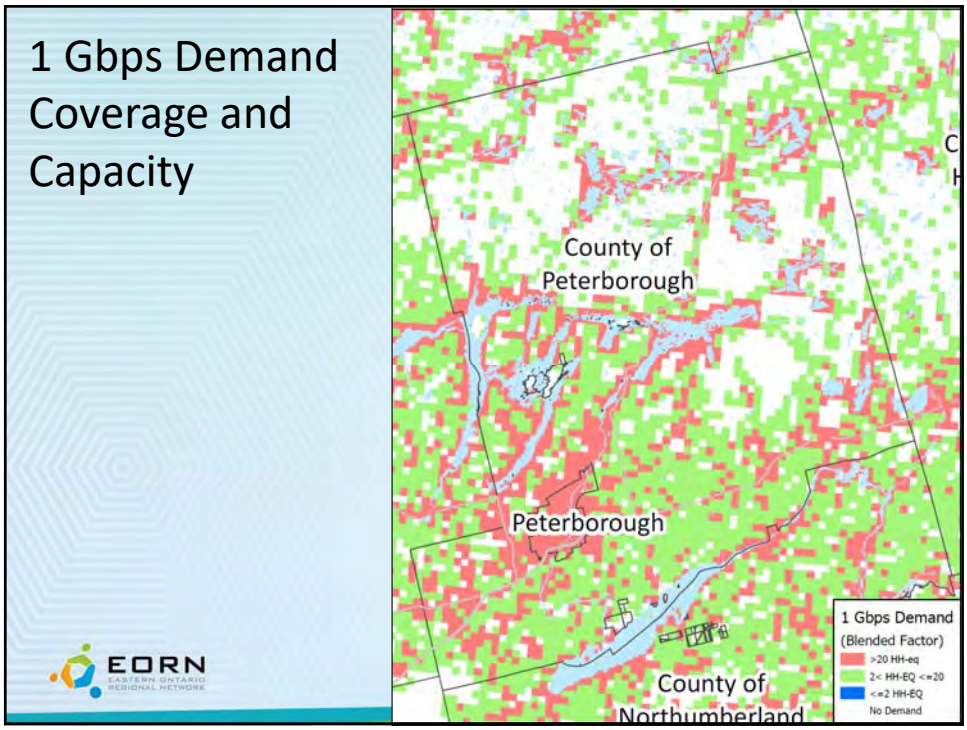
1 Gbps Demand
Coverage and
Capacity
County of
Peterborough
Peterborough
County of
Northumberland
1 Gbps Demand
(Blended Factor)
>20 HH-eq
2< HH-EQ <=20
<=2 HH-EQ
No Demand
EORN
EASTERN ONTARIO
REGIONAL NETWORK

1 Gbps Demand Coverage and Capacity

Insert Screen Capture of your county specific map with filename

1Gbps Demand(Blended Factor)_County of *yourcounty*

Supply Mapping

Supply mapping is identifying where existing coverage for services at a variety of speeds is available

Ideally it includes:

- All TSPs in region
- All technologies (Fibre, wireless, DSL, Cable….)
- Details about backhaul and transport (important for capacity)

Requires detailed mapping from the TSPs

EORN Supply

- Interviews held with most of the major and medium size TSPs in the region
- Received data from several TSPs of varying qualities

- EORNs assumptions as of Spring 2019
  - Continued rollout of additional coverage and capacity ongoing for all TSPs (including Bell's WTTP and FTTH, and Xplornet's CTI programs)
  - Likelihood of an actual EORN project not till 2023 (post Cell Gap)

- **Sufficient quality to develop a coverage and capacity supply model for the region**

EORN
EASTERN ONTARIO REGIONAL NETWORK

Solution Details

EORN developed costing for two different solutions:

50/10

- 95% coverage of region's demand with up to 50/10 Mbps service
- minimum 75% of the region's demand was served by wireline solution (1 Gbps capable)
- minimum of 90% of the county's demand up to 50/10 Mbps service (combination of wireline or wireless)

1 Gig

- 95% coverage of region's demand with coverage assuming 1 Gig capable (1 Gbps capable)

Both solutions are only a model
- did not do a road by road design of the network
- Made assumptions of cost based on premise density, road lengths

EORN
EASTERN ONTARIO REGIONAL NETWORK

Discussion of Coverage Definitions

For a resident – it means that they have the service they want at their location

From a project perspective its more complicated:

- Coverage across the region or by county
- Coverage of what?
  - Demand including capacity (HHEQ)
  - Premise count
  - Household count
  - Area (Bin count)
- Determining coverage
  - If centroid of bin touches the coverage shape, is 100% of bin covered?
- How to count?
  - At bin level or at point level

Discussion about the complexity

EORN
EASTERN ONTARIO REGIONAL NETWORK

EORN Cost Estimates

- 50/10 Mbps to 95% of the EOWC demand
  - $500 million to $750 million
- 1 Gbps to 95% of the EOWC demand
  - $1.2 billion to $1.6 billion

Key variable in range of cost estimates is access to utility poles and pole replacement costs ($20 to $30 per meter of fibre)

Based on $30 per meter for fibre

EORN
EASTERN ONTARIO REGIONAL NETWORK

Solution Costs -Peterborough County

	Total HH-E	Existing % HH-E Served (2019)	Design % HH-E Served	Design % HH-E wireline served	Design % HH-E wireless served
50/10					
County	40,943	32.3%	91.2%	70.5%	20.7%
EOWC	**769,122**	**62.7%**	**96.7%**	**76.0%**	**20.7%**
1 Gbps					
County	**37,538**	26%	95 %	95 %	n/a
EOWC	**657,628**	**59%**	**95%**	**95%**	**n/a**

Total HH-E	Middle Mile Cost $	Last Mile Wireline Cost $	Last Mile Wireless Cost $	Total Cost $	Subsidy % required
50/10					
County	4,679,641	70,341,179	9,992,500	85,013,319	70.4%
EOWC	**76,461,225**	**455,791,392**	**199,238,861**	**731,491,478**	72.5%
1 Gbps					
County	8,002,897	144,420,617	n/a	152,423,514	75.5%
EOWC	**93,513,155**	**1,488,926,377**	**n/a**	**1,582,439,531**	77.8%

EORN
EASTERN ONTARIO REGIONAL NETWORK

Solution Costs – your county

	Total HH-E	Existing % HH-E Served (2019)	Design % HH-E Served	Design % HH-E wireline served	Design % HH-E wireless served
50/10					
County					
EOWC	**769,122**	**62.7%**	**96.7%**	**76.0%**	**20.7%**
1 Gbps					
County					n/a
EOWC	**657,628**	**59%**	**95%**	**95%**	**n/a**

Total HH-E	Middle Mile Cost $	Last Mile Wireline Cost $	Last Mile Wireless Cost $	Total Cost $	Subsidy % required
50/10					
County					
EOWC	**76,461,225**	**455,791,392**	**199,238,861**	**731,491,478**	72.5%
1 Gbps					
County			n/a		
EOWC	**93,513,155**	**1,488,926,377**	**n/a**	**1,582,439,531**	77.8%

EORN
EASTERN ONTARIO REGIONAL NETWORK

County specific data in excel spreadsheet

Model Architecture 50/10

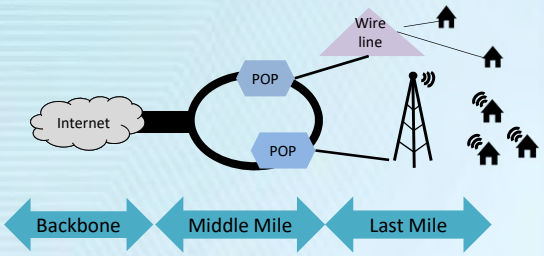

Last Mile is wired or wireless:

- Higher % of wireline generally where there is premise density
- Wireline is more expensive that wireless on a CAPEX basis

County specific program could choose to have a different mix of wireline and wireless affecting total costs

Why ISED Supply data

- EORN Supply Data collection did not include full cooperation from TSPs across the region, forcing some assumptions to be made and is dated from spring 2019
- **National Broadband Internet Service Availability Map** data or **ISED Data** will be the reference point for all provincial and federal funding programs
- ISED data is based on obligatory reporting from TSPs, with "potential" for updating from TSPs and consumers using the CIRA Internet Performance test
- ISED data is focused on Households or Dwellings and does not include businesses
- EORN data has a better representation of the location of households and businesses through the use of MPAC parcels

EORN
EASTERN ONTARIO REGIONAL NETWORK

ISED Supply Data

ISED methodology

- ISED maps dwelling counts from census block data into distributed points along the road network (~ 250m apart)– each point (PHH) may have 0 to many dwellings associated with it.
- TSPs are obligated to submit coverage information on an annual basis to the CRTC and is used by ISED for coverage information
- Each PHH has a value indicating whether the following service threshold is available at that location:
  - 50/10 Mbps or greater
  - 25/5 Mbps or greater
  - 10/2 Mbps or greater
  - 5/1 Mbps or greater
  - <5/1 Mbps

EORN ISED Analysis

- Counted the dwellings associated with the PHH located in a 1 Km grid, and the number of dwellings covered by 50/10 or greater
- Show bins where the % of dwellings are covered
  - 95% or higher
  - 75% to 94%
  - >0% to 74%
  - No service

EORN
EASTERN ONTARIO REGIONAL NETWORK

ISED Supply Data mapped into Bins

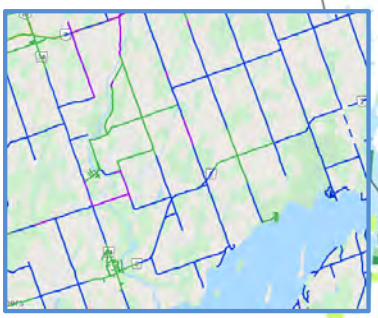

Rural Road Broadband Coverage

Broadband:
- 50/10 Mbps
- 25/5 Mbps
- 10/2 Mbps
- 5/1 Mbps
- <5/1 Mbps

https://www.ic.gc.ca/app/sitt/bbmap/hm.html?lang=eng

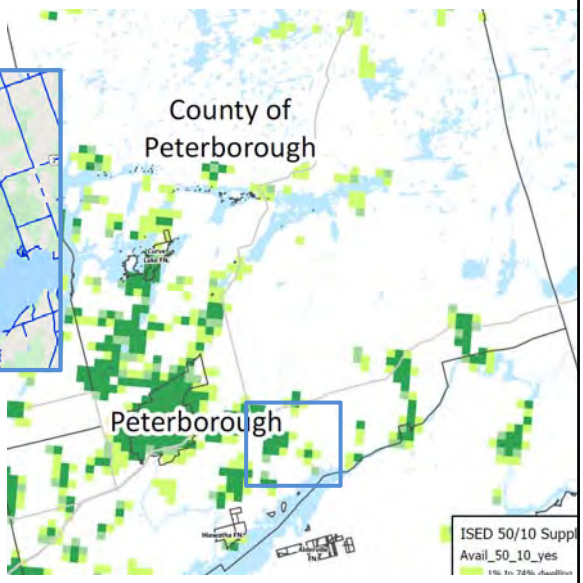

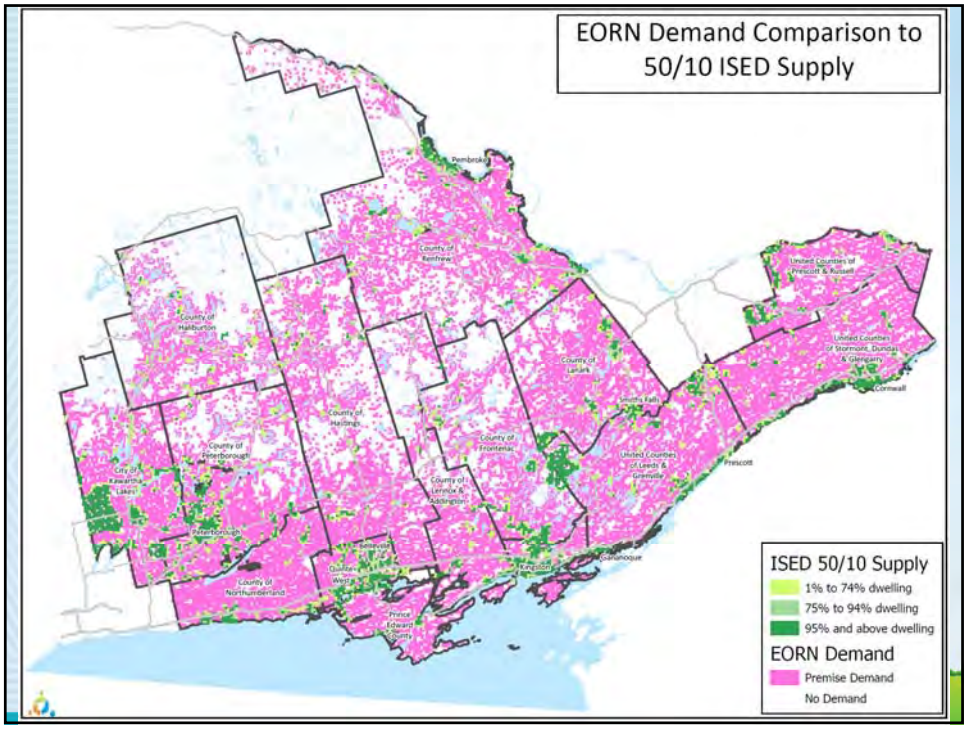

Comparison of ISED Supply Data and EORN Demand Coverage

Green (any shade) bins show where EORN has mapped ISED supply data for 50/10

Pink is EORN's coverage demand - what's shown is expected to be eligible for funding

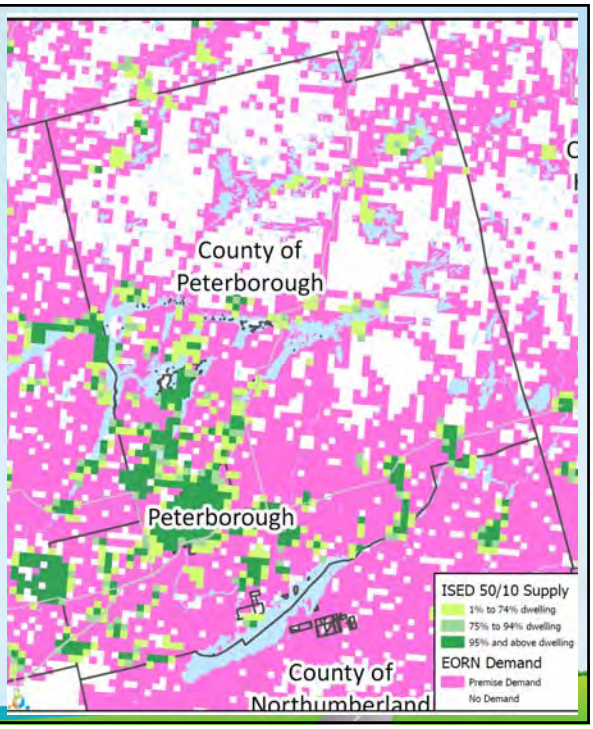

Comparison of ISED Supply Data and EORN Demand Coverage

Insert Screen Capture of your county specific map with filename

5010 Demand – ISED Comparison_County of *yourcounty*

Green (any shade) bins show where EORN has mapped ISED supply data for 50/10

Pink is EORN's coverage demand - what's shown is expected to be eligible for funding

Use of ISED Data

- Rural Road Broadband Coverage will replace hexagons
  - Previously if one HH has service, the entire hex is served and not eligible for funding
- Expect that the Rural Road Broadband Coverage will determine eligibility in some way – but program details are not yet available

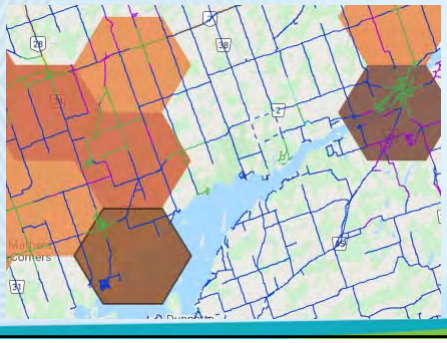

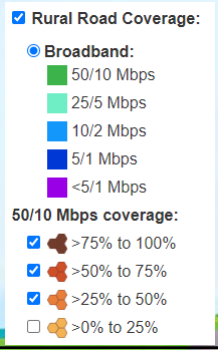

Improving Connectivity in Ontario (ICON) 1/2

- $150 M Ontario-wide program to improve BB and cell in underserved and unserved communities
- Telecom companies, or municipal governments, or Indigenous communities or non-profits or partnerships
- 1 partner must have telecom operating experience

- must deliver minimum speeds of 50/10
- Projects that propose speeds slower than 50/10 must demonstrate the ability to provide 50/10 within five years of project completion

- Eligible areas determined by ISED's Rural Road Broadband Coverage data - very flexible description

EORN will not apply
- Focus on Gig regional project
- $150 M available compared to our $750 M estimate

EORN
EASTERN ONTARIO REGIONAL NETWORK

ICON Program - part 2

- Province may contribute up to 25% of total eligible project costs
- Can stack other funding sources such as Universal Broadband Fund

- Two Intakes
  - First Intake
    - Stage 1: August 21,2020 application
    - Stage 2: November 28, 2020 (details design & financials)
    - April 2, 2021 Notice of award (~7 months)

  - 2nd Intake
    - Stage 1: Early winter 2020-2021
    - Spring 2022 Notice of award

- Applications through Transfer Payment Ontario portal

EORN
EASTERN ONTARIO REGIONAL NETWORK

ICON Mapping

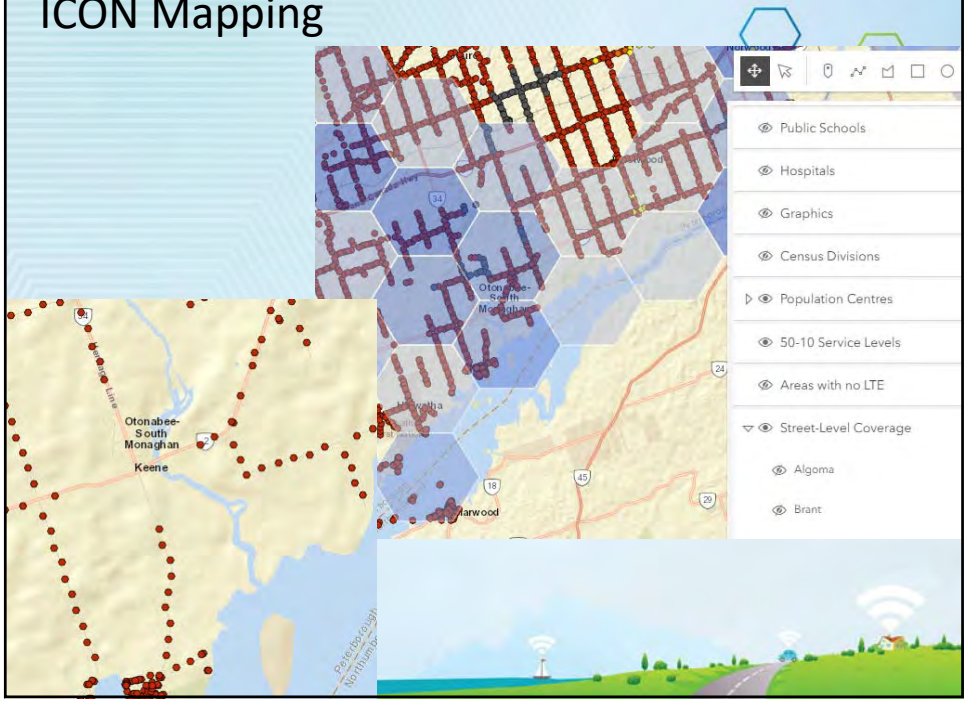

Universal Broadband Program

Universal Broadband Fund

- $1 B over 10 years
- “Expected to launch in spring 2020”
- Telecom companies and ??
- No details on eligibility

EORN
EASTERN ONTARIO REGIONAL NETWORK

Together We Can Make a Difference

- On Friday May 29, 2020 the EOWC endorsed and directed EORN to pursue a 1 Gig project for eastern Ontario
- On Thursday June 4, 2020 the EORN board endorsed and directed EORN to pursue a 1 Gig project for eastern Ontario

Next Steps

- EORN could have an RFP in place for EOWC region by August 2020
- Could potentially leverage infrastructure proposed for EORN Cell Gap Project
- EORN model can be replicated across Canada

EORN
EASTERN ONTARIO REGIONAL NETWORK

QUESTIONS?

EORN
EASTERN ONTARIO REGIONAL NETWORK

COUNTY OF RENFREW

BY-LAW NUMBER 81-20

A BY-LAW TO REPEAL BY-LAW 27-20 BEING A BY-LAW TO ADOPT AMENDMENT NO. 30 TO THE OFFICIAL PLAN OF THE COUNTY OF RENFREW

The Council of the Corporation of the County of Renfrew, in accordance with the provisions of Sections 17 and 22 of the *Planning Act*, hereby enacts as follows:

1. That Amendment No. 30 to the Official Plan of the County of Renfrew which was adopted by By-law on February 26, 2020, is hereby repealed.

2. That By-law 27-20 is hereby repealed.

3. That this By-law shall come into force and take effect on the day of final passing thereof.

READ a first time this 26th day of August, 2020.

READ a second time this 26th day of August, 2020.

READ a third time and finally passed this 26th day of August, 2020.

DEBBIE ROBINSON, WARDEN	PAUL V. MOREAU, CLERK

Jp2g Consultants Inc.
ENGINEERS ▪ PLANNERS ▪ PROJECT MANAGERS
12 International Drive, Pembroke, ON, K8A 6W5
T 613-735-2507, F 613-735-4513, www.jp2g.com

Jp2g Ref No. 18-7063C

July 13, 2020

County of Renfrew,
Development and Property Department,
9 International Drive,
Pembroke, ON, K8A 6W5
Tel: (613) 735-3204
CKelley@countyofrenfrew.on.ca

Via e-mail

Attention: Craig Kelly, Director, Development and Property

Re: County of Renfrew OPA No. 30 – 629995 Canada Inc. c/o Eric Draper Part Lot 9, Con 13 (B), Geographic Township of Braeside, Now in the Township of McNab/Braeside. Our file No. 18-7063C

Please accept this letter as a request on behalf of our client, 629995 Canada Inc. C/O Eric Draper, to repeal Amendment No. 30 to the Official Plan for the County of Renfrew. This request is being filed pursuant to an agreement between Jp2g (on behalf of Mr. Draper) and the Ministry of Municipal Affairs (MMAH) to abandon OPA 30 exchange for the return of Mr. Draper's certified cheque in the amount of $12,524.00 which was provided to the Ministry for the processing of this Official Plan Amendment.

The events leading to this request are summarized as follows:

1. On August 26, 2019 Jp2g Consultants Inc. filed an application for an Official Plan Amendment for lands owned by Mr. Draper on an 11.4 ha (28 acre) parcel of land located along Usborne Street across from the former Gillies Mill property. The purpose and effect of this application is to re-designate the Draper property to a Rural-Exception Eighteen category in order to permit future development of uses in the Rural designation of the County's Official Plan. This is the same designation of lands that was previously approved for the former Gillies Mill property.

2. A public meeting for the proposed amendment was held by the Township of McNab/Braeside on November 12, 2019. The Township subsequently filed a request to the County of Renfrew for adoption of the proposed Official Plan amendment.

3. Amendment No. 30 was adopted by County Council on February 26, 2020 and subsequently filed with the MMAH for approval.

4. On May 6, 2020 a teleconference call was held with Jp2g, County Staff and representatives from MMAH to discuss the status of the Ministry's review of OPA 30. The Ministry advised that they were concerned that the proposed Official Plan amendment would permit residential development in accordance with the Rural policies of the County Plan and that they were unwilling to approve OPA 30, as adopted by County Council. The Ministry Staff were not swayed by the fact that the designation being requested is identical to the existing designation that exists on the 53.3 ha (132.0 acres) of land on the former Gillies Mill property.

5. Following consultations with Mr. Draper and further discussions and correspondence with the MMAH, it was decided that OPA 30 should be abandoned. It was agreed that Jp2g Consultants Inc. would file this request to the County of Renfrew to repeal OPA 30 in exchange for the return of the Ministry's $12,524.00 application fee for processing the amendment.

6. On May 29, 2020, the MMAH returned Mr. Draper's certified cheque for the application fee.

The Ministry's file on OPA 30 remains open because it is an amendment to the County of Renfrew Official Plan that has been adopted by Council of the County of Renfrew. However, the Ministry's file is no longer considered to be a "complete application". Upon receipt of a Notice from the County of Renfrew that OPA 30 has been repealed, the Ministry will formally acknowledge the County's repeal of this amendment and close their file.

Please note that this request does not preclude Mr. Draper from filing a future application for amendment to the County's Official Plan to permit development in accordance with the Rural policies of the Plan.

Should you have any questions, please do not hesitate to contact our office.

Yours truly,

Brian Whitehead

cc 629995 Canada Inc. C/O Eric Draper
Mike Elms, M.U.R.P, Manager, Community Planning & Development, MMA/MHO
Aldo Ingraldi, MCIP, RPP, Team Lead – Planning, Community Planning & Development, MMA

July 13, 2020

COUNTY OF RENFREW
RECEIVED
JUL 16 2020
CAO/CLERK'S OFFICE

Paul Moreau,
Chief Administrative Officer/Clerk
County of Renfrew,
9 International Drive,
Pembroke, ON, K8A 6W5
PMoreau@countyofrenfrew.on.ca

Dear Mr. Moreau

Re: County of Renfrew OPA No. 30 – 629995 Canada Inc. c/o Eric Draper
Part Lot 9, Con 13 (B), Geographic Township of Braeside,
Now in the Township of McNab/Braeside. Our file No. 18-7063C

I am sending this letter to express my disappointment and dismay on how the Ministry of Municipal Affairs and Housing (MMAH) treated my application for amendment to the County of Renfrew Official Plan on my 28 acre property located across from the Gillies Mill property near Braeside. I am also requesting the County's support for a future application for official plan amendment so that I can develop my property for residential purposes.

The purpose of this application was to re-designate my land to the same Rural – Exception Eighteen designation so that I can develop it for residential purposes in accordance with the Rural policies of the County Official Plan. This the exact same designation that was approved by the Township of McNab/Braeside and the County of Renfrew for the 132 acre Gillies Mill property which is located on the opposite side of Usborne Street from my property. Like the Gillies Mill site, my property once formed part of the Gillies Mill property until I purchased it in 2017.

I have followed all of the Township and County procedures for the processing of this Official Plan amendment. I pre-consulted with the County Planning Department, I hired Jp2g Consultants to prepare a Comprehensive Review Study to support my application, I agreed to do all the environmental studies and other studies necessary to support the development on the property, there were no objections at the public meeting, I received approval from the Township McNab Braeside and County Council only to be told by the Province that they would not support the Official Plan change as adopted by County Council because it would permit rural residential development. I also paid an application fee of $12,524.00 to the MMAH to cover their fee for reviewing this application, which (fortunately) they have returned to me in exchange for abandoning this application.

I am prepared to invest in this property and this Official Plan change would have brought much needed housing and economic development to the county of Renfrew and the Township of McNab Braeside. I am concerned that the Provincial Government does not want to permit rural residential development in Renfrew County.

It is my understanding that the Province may be delegating approval authority for amendments to the County sometime in the future, perhaps the near future. It is my hope that I can work together with Township and County Staff in the future with a new application for Official Plan amendment to re-designate my property. All of my dealings with the Township and County Staff

on my property have been positive, and I am prepared to work cooperatively with the County and Township with any future application.

It would be appreciated if you would review this letter with the County's Property and Development Committee to let them know about my concerns. Any support or encouragement that the County and County Council can provide to me on this matter would be greatly appreciated.

Please do not hesitate to contact me if you have any questions or if you would like to arrange a meeting to discuss my concerns in more detail.

Yours truly,

Eric Draper,
(629995 Canada Inc.)
7 Appleby Street,
Braeside, ON
K0A 1G0

cc Debbie Robinson, Warden, Renfrew County
John Yakabuski, MPP, Renfrew Nipissing
Tom Peckett, Mayor, Township of McNab/Braeside
Bob Sweet, Chair, Property and Development Committee

August 26, 2020

To the Council of the Corporation
of the County of Renfrew

Members of County Council:

We, your **Operations Committee**, wish to report and recommend as follows:

INFORMATION

1. Monthly Project Status Report

Tabled is the Monthly Project Status Report for the information of the Council.

2. Capital Program Variance Report

Tabled is the Capital Program Variance Report for the information of Council.

3. Highway 148 Rehabilitation

Tabled is correspondence from the Township of Laurentian Valley expressing concerns with the proposed T Intersection at the corner of Highway 148 and County Road 40 (Greenwood Road). The Township is requesting the County review the intersection in order to provide the best road design possible to meet the needs of the community. Our Committee directed staff to complete a traffic count with turning moments at the intersection of Highway 148 and Greenwood Road and provide this information to the Township of Laurentian Valley.

4. Renfrew Street Geotechnical Report

A draft Geotechnical Report from GEMTEC for the reconstruction of County Road 52 (Raglan Street South) and Airth Boulevard was received from the Town of Renfrew and is available for distribution to Council members. This section of road is in poor condition and the Town of Renfrew is requesting the County to consider a full depth reconstruction to provide better value for the $1.2 million project instead of the proposed shave and pave. County staff are of the opinion the proposed work is sufficient for the road. Our Committee directed staff to provide a letter to the Town of Renfrew advising that the Town is to proceed with the work as indicated in the cost sharing Agreement dated February 11, 2020 and approved by By-law 36-20 being a By-law Authorizing the County of Renfrew to enter into an Agreement with the Town of Renfrew for sharing of costs for the rehabilitation of County Road 52 (Raglan Street South) in the Town of Renfrew.

5. Signage – County Road 508 and Eagle's Nest Trail

Tabled is a resolution and agreement signed by the Township of Greater Madawaska authorizing the County of Renfrew to proceed with the purchase and installation of a solar pedestrian crossing system on County Road 508 (Calabogie Road) at the Eagle's Nest Trail. The Township of Greater Madawaska will provide 50% of the cost, to a maximum of $11,136 towards this project. Total cost for the project is $22,272.30, HST included and is part of the 2020 budget. This work was completed on August 13, 2020.

6. Investing in Canada Infrastructure Program – Green Funding

Tabled is a notification from the Ministry of Infrastructure advising that the County of Renfrew was unsuccessful in their application under the first intake of the Green funding stream of the Investing in Canada Infrastructure Program (ICIP) for the replacement of County Structure C250 (Pleasant Valley Culvert).

7. Adopt-A-Road Program

The Adopt-A-Road Program was put on hold on April 29, 2020 during COVID-19. On June 23, 2020 a bulletin was released in regards to COVID-19 ensuring additional safety measures had been added to adhere to new health and safety guidelines which has permitted the County to restart the Adopt-A-Road program on June 26, 2020.

8. Quotations and Tenders

Tabled is a summary of tenders and quotations received in the month of July 2020 and have been awarded under the authority of the Director of Public Works & Engineering or the Chief Administrative Officer. In all cases the procurements have followed the processes set out in Corporate Policy GA-01 Procurement of Goods and Services.

9. Asphalt Scratch Coat Paving & Shoulder Gravelling

The County of Renfrew Department of Public Works & Engineering issued a tender for Asphalt Scratch Coat Paving & Shoulder Gravelling.

Tenders were received as follows:

	Submitted Amount
1. Miller Paving Limited, New Liskeard, Ontario	$599,265.50
2. H&H Construction Incorporated, Petawawa, Ontario	666,532.78
3. Greenwood Paving (Pembroke) Limited, Pembroke, Ontario	670,243.75
4. Bonnechere Excavating Incorporated, Renfrew, Ontario	708,162.83

All amounts exclude applicable taxes

The current 2020 Capital Works budget includes funds in the amount of $695,564 for Asphalt Scratch Coat Paving & Shoulder Gravelling. Also part of this Tender is the milling and paving of County Structure B021 (Indian River Bridge, B Line Road). Funds for the resurfacing of B021 in the amount of $26,282 will be coming from the General Bridge

Repairs budget which is $200,000. Staff have reviewed the tender results for the project and confirmed that there are sufficient funds to complete the project as tendered. Tenders were processed in accordance with County of Renfrew Corporate Policy GA-01 for the Procurement of Goods and Services.

In accordance with the County of Renfrew By-law 33-20 – A By-law to Delegate Authority for the Period of March 19, 2020 and until the Province terminates their emergency declaration and the extension for the month of July approved on June 24, 2020, the Chief Administrative Officer/Clerk and Warden were given delegated authority to approve consultant appointments and contract awards that would normally require Council approval. This tender has been awarded to Miller Paving Limited, New Liskeard, Ontario.

10. Reconstruction of County Road 512

The County of Renfrew Department of Public Works & Engineering issued a tender for the reconstruction of County Road 512 (Foymount Road) from Silver Lake Road to Miller Road, in the Township of Bonnechere Valley.

Tenders were received as follows:

	Submitted Amount
1. Bonnechere Excavating Incorporated, Renfrew, Ontario	$1,466,260.78
2. R.G.T. Clouthier Construction Limited, Pembroke, Ontario	1,635,200.89
3. Greenwood Paving (Pembroke) Limited, Pembroke, Ontario	2,374,439.50
All amounts exclude applicable taxes	

The current 2020 Capital Works budget includes funds in the amount of $1,650,640 for the reconstruction of County Road 512 (Foymount Road) from Silver Lake Road to Miller Road. Staff have reviewed the tender results for the project and confirmed that the unit prices submitted are reasonable for this size of project. Staff have reviewed the tender results along with all other costs associated with this project and confirmed that there are sufficient funds to complete the project as tendered through the use of County of Renfrew, Tangible Capital Assets Renewal Reserves. Tenders were processed in accordance with County of Renfrew Corporate Policy GA-01 for the Procurement of Goods and Services.

In accordance with the County of Renfrew By-law 33-20 – A By-law to Delegate Authority for the Period of March 19, 2020 and until the Province terminates their emergency declaration and the extension for the month of July approved on June 24, 2020, the Chief Administrative Officer/Clerk and Warden were given delegated authority to approve consultant appointments and contract awards that would normally require Council approval. This tender has been awarded to Bonnechere Excavating Incorporated, Renfrew, Ontario.

RESOLUTIONS

11. Request for Road Assumption – Ferguson Lake Road, Township of Greater Madawaska

RESOLUTION NO. OP-CC-20-08-40

Moved by Chair
Seconded by Committee

THAT Council not assume responsibility for Ferguson Lake Road in the Township of Greater Madawaska as part of the County Road System at this session of County Council; AND FURTHER THAT staff be directed to communicate with the Township staff the requirements for road assumption.

Background

Tabled for Committee's information is a letter dated April 16, 2019 from the Township of Greater Madawaska requesting road rationalization for the possibility of transferring a number of roads--Ferguson Lake Road and sections of Kennelly Mountain Road, Mount St. Patrick and Flat Road to the County of Renfrew. (Reference tabled maps.)

Due to the seasonal use of Ferguson Lake Road, two separate traffic counts were obtained as it was assumed that winter traffic to and from Calabogie Peaks Resort could possibly skew the tallies. The results from the tabled Annual Average Daily Traffic (AADT) of September 2, 2019 indicates that there was 91 vehicles. A second count was conducted on March 9, 2020, also tabled, indicates that the AADT was 90 vehicles.

The Department utilizes the tabled Ontario Good Roads Association (OGRA) Road Rationalization criteria and weighting system when evaluating assumption requests. This document highlights the 12 criterion and associated weightings to assess whether or not a roadway meets upper tier road standards as an urban centre collector or an urban arterial extension. It also identifies a cumulative "cutoff" point rating of 6 for the evaluation process.

Tabled are the results for the roadway using the theory that the road must meet either the criteria for urban centre connector or the criteria for urban arterial extension worth 3 points (Criterion 1), plus all four criteria for traffic speed (Criterion 9), road surfaces (Criterion 10), traffic volumes (Criterion 11) and road right-of-way (Criterion 12) worth a combination of 3 points, or another combination of criteria to have a total weight of 6. A total of 40% was obtained using all criteria as outlined in the OGRA document. Using the five specific Criterion 1, 9, 10, 11 and 12, Ferguson Lake Road scores 8 out of a possible 36 for a rating of 22%. A total of 100% is required by the OGRA standards for an upper tier to assume the roadway.

Historically, the following three principals have been employed in road rationalization reviews:

- Upper tier roads, that are primary transportation corridors, should provide continuous roadway services throughout the County,

- Upper tier roads should be capable of being upgraded to a reasonable standard, consistent with the service provided, and
- Upper tier roads should represent the shortest practical route along existing roads and streets.

Road Rationalization

The most recent road rationalization within the County occurred in 1998, coincident with the downloading of a number of provincial highways to the County. Prior to the 1998 rationalization the County Good Roads System included approximately 480 km of roads and 60 bridges. At that point in time the local municipalities in the Good Roads System included the Towns of Arnprior and Renfrew, the former Villages of Cobden, Eganville, Petawawa, Beachburg and Braeside, and the former Townships of Petawawa, Pembroke, Stafford, Alice & Fraser, Wilberforce, Westmeath, Ross, Bromley, Admaston, Horton and McNab. The remaining municipalities within the County were not included in the Good Roads System prior to 1998.

In the 1998 Road Rationalization Study approximately 100 km of road were transferred from the County to the local municipalities and approximately 200 km of road were transferred to the County. In addition, all structures with spans of 3.0 m or greater, defined as bridges, were brought into the County system. The downloading of provincial highways in 1997 and 1998 resulted in approximately 240 km of former provincial highways being included in the County Road System. The 1998 roads rationalization considered roads in all local municipalities within the County.

Over the past several years a number of local municipalities have requested that certain roads be considered for inclusion in the County system. The requests have been reviewed on an individual basis and in each instance it was determined that the road under review did not satisfy the criteria required to be a County road. In addition one road, Herrick Drive in Arnprior was removed from the County Road system after the connection to Highway 417 was eliminated with the construction of the four-lane section of the highway. Herrick Drive was transferred to the Town of Arnprior in 2005.

The present County Road System consists of approximately 810 km of roads and 265 structures.

BY-LAWS

12. Engineering Services – County Road 51

RESOLUTION NO. OP-CC-20-08-41

Moved by Chair
Seconded by Committee

THAT Council adopt a By-law to award Request for Proposal RFP-2020-48 submitted by AECOM Canada Limited, Ottawa, Ontario, for the Transportation Study and Detailed Design of County Road 51 (Petawawa Boulevard) Intersections from County Road 26 (Doran Street) Northerly 1.2 km to Garrison Petawawa, in the Town of Petawawa in the

amount of $247,904, excluding HST at this session of County Council; AND FURTHER THAT funding for this project be allocated from the Tangible Capital Assets Renewal Reserves.

Background

As directed by County Council on May 27, 2020, a Request for Proposal for engineering services for a transportation study as well as the preliminary and detailed design of County Road 51 (Petawawa Boulevard) Intersections from County Road 26 (Doran Street), northerly 1.2 km to Garrison Petawawa in the Town of Petawawa was issued in June 2020.

A total of three proposals were received as follows:

1.	AECOM Canada Limited, Ottawa, ON	$247,904
2.	BT Engineering Incorporated, Ottawa, ON	251,415
3.	J.L. Richards & Associates Limited, Ottawa, ON	284,025
	All amounts exclude 13% HST	

The proposed Transportation Study and Detailed Design for County Road 51 (Petawawa Boulevard) Intersections would be in preparation for Federal Government Infrastructure funds that are anticipated to be released in the future and would provide the County of Renfrew with an "on the shelf" Class A Engineering Design for the Garrison intersection, Victoria Street intersection, and the Murphy Road/Doran Road intersection in the Town of Petawawa.

AECOM previously prepared an Environmental Assessment for Petawawa Boulevard and has familiarity with this road. The proposed study, if awarded, would be to move forward with AECOM's Environmental Assessment recommendation which is to provide a roundabout at the Garrison, a roundabout at Doran Road and improvements at the four-way intersection at Victoria Street to hopefully alleviate traffic problems.

This project is not included in the approved 2020 Budget and staff are proposing that the funds be allocated from the Tangible Capital Assets Renewal Reserves to complete this project.

Requests for Proposals were processed in accordance with County of Renfrew Corporate Policy GA-01 for the Procurement of Goods and Services.

13. Land Use Agreement with Keetna Snowmobile Club

RESOLUTION NO. OP-CC-20-08-42

Moved by Chair
Seconded by Committee

THAT Council pass a By-law to rescind By-law 8-16 being a By-law for the Execution of a Land Use Agreement with Keetna Snowmobile Club and Snow Country Snowmobile Association at this session of County Council as it has been replaced with By-law 106-17 being a By-law to Execute Land Use Agreements with Multiple Snowmobile Clubs and the Snow Country Snowmobile Association.

Background

County Council on January 27, 2016 adopted By-law Number 8-16 for the execution of a land use agreement with the Keetna Snowmobile Club and Snow Country Snowmobile Association to grant permission to enter upon and utilize a portion of County Road 51 (Petawawa Boulevard) road allowance for the purposes of operating a snowmobile trail. With the development of the Algonquin Trail, By-law Number 106-17 was adopted on October 25, 2017 granting permission for the snowmobile club to enter upon and utilize a portion of the Ottawa Valley Recreational Trail, which includes a section of trail through the Town of Petawawa moving snowmobilers off of the road allowance for County Road 51. Therefore the Land Use Agreement dated January 27, 2016 is no longer required.

14. PWO-2020-19 – Roofing Replacement and Exterior Wall Repairs – Cobden Patrol Garage

RESOLUTION NO. OP-CC-20-08-43

Moved by Chair
Seconded by Committee

THAT Contract PWO-2020-19 as submitted by Irvcon Limited, Pembroke, Ontario for the roofing replacement and exterior wall repairs at the Cobden Patrol Garage in the amount of $187,075 plus HST be approved; AND FURTHER THAT a By-law be passed to Authorize Execution of the Contract at this session of County Council.

Background

Tenders were requested for the reroofing and repair of walls at the County's Cobden Patrol Garage, in the Township of Whitewater Region and received as follows:

		Submitted Amount
1.	Irvcon Limited, Pembroke, ON All amounts exclude applicable taxes	$187,075.00

The tender documents required that Contractors provide a provisional cost for "Mobilization/Demobilization in Year 2 (Provisional)" as well as special provisions allowing the County the opportunity to split the project over two construction seasons.

The current 2020 Operations Housing budget includes funds in the amount of $103,525 for the reroofing and wall repairs for the Cobden Patrol Garage. The project was anticipated to be completed over a two year period, with $25,000 allocated in 2021.

Should the project be assigned to be completed over two years and the most efficient number of items be completed within the first year, the cost for the overall project is projected to be $102,434.01, plus HST, with a required allocation of $94,014.90 in the 2021 budget. However, if the project were to be completed entirely in 2020, the projected cost is $196,448.91, plus HST with Contract Administration costs. Although completion within a single year exceeds the 2020 projected budget, it would reduce the amount of disruption to patrol.

After review of the tender results for the project, it has been determined that the benefits of completing the project a single year warrant allocating greater funds in 2020. Sufficient funds are available to be reallocated from surplus in other Departmental Capital Projects. A comparison of the 2020 Project Budget and projected costs should the project be awarded as a single year assignment is provided in the following table:

Reroofing and Wall Repair at Cobden Patrol Garage					
	2020 Budget	Low Tender		High Tender	
		Projected	Variance	Projected	Variance
Construction	85,000.00	190,367.52	(105,367.52)	190,367.52	(105,367.52)
Engineering - Design/Tendering	6,000.00	5,952.96	47.04	5,952.96	47.04
Project Administration & Construction Supervision	5,000.00	4,981.15	18.85	4,981.15	18.85
Contingency	7,525.00	10,065.08	(2,540.08)	10,065.08	(2,540.08)
Total	**103,525.00**	**211,366.71**	**(107,841.71)**	**211,366.71**	**(107,841.71)**

* All costs are net HST

* Projected costs are based on Tender results

15. PWO-2014-17 – Extension of Fuel Tender to W.O. Stinson & Son Limited

RESOLUTION NO. OP-CC-20-08-44

Moved by Chair
Seconded by Committee

THAT the extension of Contract PWO-2014-17 for the Supply & Delivery of Diesel Fuel, Gasoline, Heating Oil, and Above Ground Storage Tanks be approved for one (1) year in accordance with the contract documents; AND FURTHER THAT a By-law to Authorize Execution of the Contract Extension be passed at this session of County Council.

Background

Tenders for the above Contract were received and approved in 2014 with W.O. Stinson & Son Limited being the successful tenderer.

Clause TC-17 of the Contract contains a provision to permit an extension of the Contract for additional one year periods subject to satisfactory service, price, terms and conditions. Further, extensions are to be mutually acceptable and subject to a continued requirement by the County and budgetary approval.

W.O. Stinson & Son Limited has requested an extension to the existing Contract for an additional year beginning August 2020.

Procurement of the goods and services included in this tender followed the requirements set out in Corporate Policy GA-01 Procurement of Goods and Services.

The basis of this contract including all fuel used by Public Works & Engineering, Emergency Services, Development & Property and Social Services vehicles would be included in a single tender and obtained from a single source. Records indicate that approximately 600,000 litres of diesel fuel and 150,000 litres of gasoline are consumed by County vehicles annually.

W.O. Stinson & Son Limited has supplied fuel to the County for over fifteen years and has provided exceptional service during that time. Staff recommends that the Contract be extended for an additional one year term until August 2021.

All of which is respectfully submitted.

T. Peckett, Chair

And Committee Members: D. Bennett, P. Emon, S. Keller, D. Lynch, D. Robinson, J. Visneskie Moore.

Department of Public Works & Engineering
Monthly Project Status Report - August 2020

Project Name/Municipality		Location		Lengths	Description	Status/Schedule							Comments
		From	To			Env. Assess	Survey	Design	Tender/RFP	Const. Award	Const. Start	Const. End	
ROAD RECONSTRUCTION/REHABILITATION													
1	River Road	Toner Road	Mast Road	2.06	Reconstruction/Rehabilitation	100%	100%	100%	2019	2019	May	June	Carry over from 2019
	McNab/Braeside												
1	River Road	Mullins Road	County Road 4 (Storyland Road)	3.57	Rehabilitation	100%	100%	100%	March	April	June	June	
	Horton												
5	Stone Road	Reid Road	Berlanquet Road	2.57	Rehabilitation	100%	100%	100%	April	May	September	October	
	Admaston/Bromley												
7	Foresters Falls Road	Marjorie Road	County Road 4 (Queens Line)	4.13	Rehabilitation	100%	100%	100%	March	April	July	August	
	Whitewater Region												
52	Burnstown Road	1.8km N of Fraser	Graham Avenue	3.12	Rehabilitation	100%	100%	100%	March	April	June	August	
	Horton												
52	Burnstown Road/Raglan St. S	Graham Avenue	Hwy 60 (Combes Street)	1.20	Rehabilitation								MOU with Town of Renfrew
	Horton & Renfrew												
65	Centennial Lake Road	Chimo Road North	Black Donald Road	4.01	Rehabilitation	100%	100%	100%	April	April	July	August	Tendered with Road 508 (Calabogie Road)
	Greater Madawaska												
67	Simpson Pit Road	Mask Road	Byers Creek Road	2.06	Rehabilitation	100%	100%	100%	April	May	August	September	
	Killaloe, Hagarty and Richards												
508	Black Donald Road	County Road 65	County Road 508 (Calabogie Road)	0.75	Rehabilitation	100%	100%	100%	March	April	July	August	Tendered with Road 65 (Centennial Lake Road)
	Greater Madawaska												
512	Foymount Road	Miller Road	Silver Lake Road	4.39	Rehabilitation	100%	100%	100%	July	July	August	October	
	Bonnechere Valley												
515	Palmer Road	Latchford Bridge N Exp Jnt	Guiney Road	2.33	Rehabilitation	100%	100%	100%	April	May	August	October	Tendered with Road 515 (Quadeville Road)
	Brudenell, Lyndoch & Raglan												
515	Quadeville Road	Kargus Road	1400 Quadeville Road	5.58	Rehabilitation	100%	100%	100%	April	May	August	October	Tendered with Road 515 (Palmer Road)
	Brudenell, Lyndoch & Raglan												
25	Laurentian Drive	Emergency Culvert Repair			Replacement						May	May	Completed by County Day Labour Crew
	Town of Petawawa												
	Scratch Coat Paving - Various Locations				Rehabilitation	100%	100%	100%	July	July	August	September	
	Active Transportation - Various Locations				Rehabilitation	100%	100%	100%					
	Traffic Signals - CR51 and CR26				Upgrades	N/A	N/A	100%	July	July	August	September	
	Traffic Signals - CR51 and CR16				Upgrades	N/A	N/A	100%	July	July	August	September	
	Traffic Signals - CR51 and CR55				Upgrades	N/A	N/A	100%	July	July	August	September	
BRIDGE/CULVERT RECONSTRUCTION/REHABILITATION													
B008	Sylvester Power's Bridge	Admaston/Bromley (Kennelly Road)			Rehabilitation	100%	100%	100%	March	April	July	August	
B026	Old Highway 62 Bridge	Laurentian Valley (Borne Road)			Rehabilitation/Replacement	100%	100%	100%	January	April	July	October	
B101	Bonnchere River Bridge	Killaloe, Hagarty and Richards (CR 58, Round Lake Road)			Rehabilitation	100%	100%	100%	February	April	May	October	
B202	Cameron Street Bridge	Killaloe, Hagarty and Richards (Cameron Street)			Deck Replacement	100%	100%	100%	March	April	June	October	
B203	Petawawa River Bridge	Petawawa (Petawawa Blvd)			Flood Repairs	100%	100%	100%	2019	2019	January	February	Clean up now complete
B234	Coles Creek Bridge	Killaloe, Hagarty and Richards (CR 512, Foymount Road)			Replacement	100%	100%	100%	February	April	June	November	
B258	Madawaska River Bridge	Arnprior (CR 1, Madawaska Blvd)			Rehabilitation	100%	100%	100%	2019	2019	April	November	
C003	Moores Creek Culvert	Admaston/Bromley (CR 5, Stone Road)			Foundation Repairs	50%	100%	100%	April	May	September	September	
C013	Bromley Culvert	Admaston/Bromley (Foy Road)			Replacement	100%	100%	100%	February	March	July	September	
C036	Halliday Creek Culvert	Greater Madawaska (Halliday Creek Road)			Replacement	100%	100%	100%	February	March	July	September	
C041	Osceola Culvert	Admaston/Bromley (Micksburg Road)			Rehabilitation	100%	100%	100%	2019	2019	July	September	
C046	O'Neil Culvert (South Fork)	Admaston/Bromley (Pine Valley Road)			Replacement	100%	100%	100%	February	March	July	September	
C048	Egan Culvert	Admaston/Bromley (Egan Line Road)			Replacement	100%	100%	100%	February	March	July	September	
C159	Gutz Culvert	Whitewater (CR 7, Foresters Falls Road)			Replacement	100%	100%	100%	March	April	July	August	
C222	Pleasant Valley Steel Arch	Whitewater (Pleasant Valley Road)			Replacement	90%	100%	90%					Postponed until 2021, Design requires Eng review
C300	Wolfe Road Twin Pipes	Bonnechere Valley (Wolfe Road)			Replacement	100%	100%	90%					Postponed until 2021, Design requires Eng review
FUTURE ENGINEERING													
512	Foymount Road	*Bonnechere Valley* - Lake Clear Road to Verch Road			Design for Reconstruction	100%	100%	50%					
B002	Bonnechere River Bridge	Admaston/Bromley (Bonnechere Road)			Design for Rehab./Replace	50%	0%	0%					
B095	Hyland Creek Bridge	Greater Madawaska (Hyland Creek Road)			Design for Rehab./Replace	50%	0%	0%					
B240	Fourth Chute Bridge	Bonnechere Valley (Fourth Chute Road)			Design for Rehab./Replace	50%	0%	0%					
B319	Bucholtz Bridge	Laurentian Valley (CR 58, Round Lake Road)			Design for Rehab./Replace	50%	0%	0%					
C058	Constant Creek Culverts	Greater Madawaska (Ferguson Lake Road)			Design for Rehab./Replace	90%	10%	10%					Internal Design
C099	Colton Creek Bridge	Greater Madawaska (Matawatchan Road)			Design for Rehab./Replace	50%	0%	0%					
C116	Dunlop Crescent Culvert	Head, Clara & Maria (Dunlop Crescent)			Design for Rehab./Replace	50%	0%	0%					
C142	Quade Creek Culvert	North Algona Wilberforce (Burchat Road)			Design for Rehab./Replace	100%	10%	20%					Internal Design
C197	Etmanskie Swamp Culvert	Madawaska Valley (CR 62, John Street)			Design for Rehab./Replace	90%	10%	10%					Internal Design
C201	Broomes Creek Culvert	Whitewater (CR7, Foresters Falls Road)			Design for Rehab./Replace	50%	100%	30%					
C252	Vanerploegs Culvert	McNab/Braeside (Russett Drive)			Design for Rehab./Replace	90%	10%	10%					Internal Design

Department of Public Works & Engineering
Operations Monthly Project Status Report - August 2020

OPERATIONS TENDERS

	Type	Description	Term (Years)	Type	Specification	Tender	Award	Start	Complete	Status/Comments
1	Pavement Marking	Paint/Glass Beads//Lines/Symbols	3+(+1+1+1)	Equipment/Material	March	April	May	May	November	Ongoing for Operational Maintenance & Capital Projects
2	Street Sweeping	Winter/Debris Removal	1	Equipment	March	April	April	May	June	Complete
3	Catch Basin/MH Hole Cleaning	Winter/Debris Removal	1	Equipment	March	April	April	May	June	Complete
4	Roadside Brushing	Tree/Brush Removal	1	Equipment	February	June	June	Junly	November	Ongoing
5	Sign Post Tender	Sign Installation Hardware	1	Material	March	July	July	August	August	In process of Tendering
6	Weed Control	Wild Parsnip/Poison Ivy	5	Equipment/Material	Complete	2019	2019	July	July	Complete
7	Signs & Traffic Control Equipment	Road Signage	1	Material	May	June	June	July	July	Awarded - Awaiting delivery
8	Winter Sand	Winter Abrasives	1	Supply/Delivery/Process	May	June	July	August	October	Awarded - Awaiting delivery
9	Loader Rental	Winter Operations	1	Equipment	July	August	August	November	April	Preparing Tender
12	Culverts	Drainage	1	CSP/HDPE	February	March	April	May	November	Complete
13	Equipment Rental	Construction Equipment	1	Various	March	March	March	March	November	Complete
14	Fuel	Diesel/Gas/Coloured Diesel	1	Materials	Contract	Renewal	August	August	August	Seeking approval
15	AVL Service Renewal	Automatic Vehicle Location	1	Application/Network/Data	May	May	June	June	June	Complete
16	Shouldering	Granular/Sealing	1	Material/Installation	June	July	August	September	September	In process of Tendering
17	Calcium Chloride	Winter Operations	1	Material	July	July	July	August	April	In process of Tendering

EQUIPMENT TENDERS

	Tender	Description	Quantity	Type	Specification	Tender	Award	Delivery		Status/Comments
1	HDT (Heavy Duty Truck)	Combination Plow/Spreader	2	Replace	February	Feb - Mar	April	October		Awaiting delivery
2	LDT (Light Duty Truck(s))	(2-4x4)(1-4x2)	3	Replace	May	June	June	November		Re-tendered COVID19 - Awaiting delivery
3	Asphalt Hot Box	Diesel	1	Replace	March	June	June	September		Awaiting Delivery
4	Line Painting Machine	Manual	1	Replace	March	May	June	July		Complete
5	Sweeper - Attachment	Tractor Mounted	1	Replace	March	June	June	July		Awaiting delivery
6	Mowers - Attachments	Tractor Mounted	2	Replace	March	June	June	July		Complete
7	Equipment Refurbishment(s)	As per Spring Inspection	Varies	Existing	Inspection	February	February	October		In process
8	AVL (Automatic Vehicle Location)	AVL/Telematics	Varies	New	May	June	May	October		Complete

HOUSING

	Tender	Location	Type	Type	Design	Tender	Award	Start	Complete	Status/Comments
1	Roof & Building Repairs - Truck Bays	Cobden Patrol	Construct	Rehabliitation	April	July	August	September	November	Pending Award
2	Foundation Repairs - Sand/Salt Domes	Cobden Patrol	Construct	Rehabilitation	Complete	May	June	June	July	Complete
3	Roof Structure/Membrane- Sand Dome	White Water Road Patrol	Construct	Rehabilitation	Complete	April	June	June	August	Ongoing
4	Roof Structure/Membrane- Sand Dome	Southwest Patrol	Design	Rehabilitation	N/A	March	April	April	November	Ongoing
5	Roof Structure/Membrane- Salt Dome	Southwest Patrol	Design	Rehabilitation	N/A	March	April	April	November	Ongoing

ROAD MAINTENANCE AGREEMENTS/FACILITY AGREEMENTS

	Service Provider	Location	Status	Type	Complete	Term				Status/Comments
1	Town of Arnprior	County Road 1, County Road 2	2020	Winter Road Maintenance	October	10				Town of Arnprior Review
2	Town of Deep River	County Road 72, County Road 73	2020	Winter Road Maintenance	October	10				Town of Deep River Review
3	Township of Carlo Mayo	County Road 517	2019	Winter Road Maintenance	August	Annual				Ongoing
4	Contractor	County Road 635	2019	Winter Road Maintenance	July	Annual				Ongoing

2020 CAPITAL PROGRAM - ROADS/BRIDGES

Road Reconstruction/Rehabilitation

Note: Limits and Length of projects are approximate and subject to revision based on final design and budgets

Road #	Location	From	To	Length (km)	2020 BUDGET	April Projected	May Projected	June Projected	July Projected	Variance
1	River Road	Toner Road	Mast Road	2.06	500,000	500,000	500,000	500,000	500,000	0
	McNab/Braeside									
1	River Road	Mullins Road	County Road 4 (Storyland Road)	3.57	945,617	810,000	810,000	810,000	810,000	-135,617
	Horton									
5	Stone Road	Reid Road	Berlanquet Road	2.57	841,976	841,976	710,463	710,463	710,463	-131,513
	Admaston/Bromley									
7	Foresters Falls Road	Marjorie Road	County Road 4 (Queens Line)	4.13	1,364,316	1,208,279	1,208,279	1,208,279	1,208,279	-156,037
	Whitewater Region									
52	Burnstown Road	1.8km N of Fraser	Graham Avenue	3.12	758,200	758,200	758,200	758,200	758,200	0
	Horton									
52	Burnstown Road/Raglan St. S	Graham Avenue	Hwy 60 (Combes Street)	1.20	557,217	557,217	557,217	557,217	557,217	0
	Horton/Renfrew									
65	Centennial Lake Road	Chimo Road North	Black Donald Road	4.01	890,930	890,930	915,226	915,226	915,226	24,296
	Greater Madawaska									
67	Simpson Pit Road	Mask Road	Byers Creek Road	2.06	675,680	675,680	491,444	491,444	491,444	-184,236
	Killaloe, Hagarty and Richards									
508	Black Donald Road	County Road 65	County Road 508 (Calabogie Rd)	0.75	326,250	326,250	183,863	183,863	183,863	-142,387
	Greater Madawaska									
512	Foymount Road	Miller Road	Silver Lake Road	4.39	1,650,640	1,650,640	1,650,640	1,650,640	1,800,000	149,360
	Bonnechere Valley									
515	Palmer Road	Latchford Bridge N Exp Jnt	Guiney Road	2.33	630,298	630,298	830,262	830,262	830,262	199,964
	Brudenell, Lyndoch & Raglan									
515	Quadeville Road	Kargus Road	1400 Quadeville Road	5.58	1,199,700	1,199,700	1,024,319	1,024,319	1,024,319	-175,381
	Brudenell, Lyndoch & Raglan									
	Scratch Coat Paving	Various Locations			695,564	695,564	695,564	695,564	620,221	-75,343
	Active Transportation	Various Locations			150,000	150,000	150,000	150,000	150,000	0
25	Town of Petawawa	Emergency Culvert Replacement			0	0	53,000	53,000	53,000	53,000
			ROAD RECONSTRUCTION/REHABILITATION TOTALS	**35.77**	**11,186,388**	**10,894,734**	**10,538,477**	**10,538,477**	**10,612,494**	**-573,894**

Bridge/Culvert Reconstruction/Rehabilitation

Structure #	Structure Name	Location	2020 BUDGET	April Projected	May Projected	June Projected	July Projected	Variance
B008	Sylvester Power's Bridge	Admaston/Bromley (Kennelly Road)	600,000	600,000	600,000	600,000	600,000	0
B026	Old Highway 62 Bridge	Laurentian Valley (Borne Road)	700,000	682,447	682,447	682,447	682,447	-17,553
B101	Bonnechere River Bridge	Killaloe, Hagarty and Richards (CR 58, Round Lake Road)	950,000	1,683,388	1,683,388	1,683,388	1,683,388	733,388
B202	Cameron Street Bridge	Killaloe, Hagarty and Richards (Cameron Street)	800,000	800,000	1,179,977	1,179,977	1,179,977	379,977
B203	Petawawa River Bridge	Petawawa (Petawawa Blvd)	700,000	700,000	700,000	700,000	700,000	0
B234	Coles Creek Bridge	Killaloe, Hagarty and Richards (CR 512, Queen Street)	1,600,000	2,171,038	2,171,038	2,171,038	2,171,038	571,038
B258	Madawaska River Bridge	Arnprior (CR 1, Madawaska Blvd)	2,750,000	2,750,000	2,750,000	2,750,000	2,750,000	0
C003	Moores Creek Culvert	Admaston/Bromley (CR5, Stone Road)	50,000	50,000	50,000	50,000	50,000	0
C013	Bromley Culvert	Admaston/Bromley (Foy Road)	252,000	252,000	252,000	252,000	252,000	0
C036	Halliday Creek Culvert	Greater Madawaska (Halliday Creek Road)	234,000	234,000	234,000	234,000	234,000	0
C041	Osceola Culvert	Admaston/Bromley (Micksburg Road)	350,000	350,000	350,000	350,000	350,000	0
C046	O'Neil Culvert (South Fork)	Admaston/Bromley (Pine Valley Road)	342,000	342,000	342,000	342,000	342,000	0
C048	Egan Culvert	Admaston/Bromley (Egan Line Road)	235,000	235,000	235,000	235,000	235,000	0
C159	Gutz Culvert	Whitewater (CR 7, Foresters Falls Road)	300,000	300,000	300,000	300,000	300,000	0
C222	Pleasant Valley Steel Arch	Whitewater (Pleasant Valley Road)	200,000	0	0	0	0	-200,000
C300	Wolfe Road Twin Pipes	Bonnechere Valley (Wolfe Road)	200,000	0	0	0	0	-200,000
	General Bridge Repairs	20-LAND 20-NOPROJ	200,000	120,144	120,144	120,144	120,144	-79,856
C124	Cameron Culvert Emergency Repairs	McNab/Braeside (Usborne Street)	0	0	0	0	50,000	50,000
		BRIDGE/CULVERT RECONSTRUCTION/REHABILITATION TOTALS	**10,463,000**	**11,270,017**	**11,649,993**	**11,649,993**	**11,699,993**	**1,236,993**

Roads/Bridge/Culvert Future Engineering

Structure #	Structure Name	Location	2020 BUDGET	April Projected	May Projected	June Projected	July Projected	Variance
512	Foymount Road	Lake Clear Road to Verch Road	0					0
	Bonnechere Valley							
B002	Bonnechere River Bridge	Admaston/Bromley (Bonnechere Road)	40,000	40,000	40,000	40,000	40,000	0
B095	Hyland Creek Bridge	Greater Madawaska (Hyland Creek Road)	20,000	20,000	20,000	20,000	20,000	0
B240	Fourth Chute Bridge	Bonnechere Valley (Fourth Chute Road)	40,000	40,000	40,000	40,000	40,000	0
B319	Bucholtz Bridge	Laurentian Valley (CR 58, Round Lake Road)	48,000	48,000	48,000	48,000	48,000	0
C058	Constant Creek Culverts	Greater Madawaska (Ferguson Lake Road)	60,000	25,000	25,000	25,000	25,000	-35,000
C099	Colton Creek Bridge	Greater Madawaska (Matawatchan Road)	28,000	28,000	28,000	28,000	28,000	0
C116	Dunlop Crescent Culvert	Head, Clara & Maria (Dunlop Crescent)	40,000	40,000	40,000	40,000	40,000	0
C142	Quade Creek Culvert	North Algona Wilberforce (Burchat Road)	22,500	15,000	15,000	15,000	15,000	-7,500
C197	Etmanskie Swamp Culvert	Madawaska Valley (CR62, John Street)	30,000	17,000	17,000	17,000	17,000	-13,000
C201	Broomes Creek Culvert	Whitewater (CR7, Foresters Falls Road)	200,000	216,754	216,754	216,754	216,754	16,754
C252	Vanderploegs Culvert	McNab/Braeside (Russett Drive)	20,000	15,000	15,000	15,000	15,000	-5,000
		FUTURE ENGINEERING TOTALS	**548,500**	**504,754**	**504,754**	**504,754**	**504,754**	**-43,746**

Safety Devices

	CR51 & CR26 (Petawawa)	Traffic Signal Upgrades	67,000	67,000	67,000	67,000	67,000	0
	CR51 & CR16 (Petawawa)	Traffic Signal Upgrades	67,000	67,000	67,000	67,000	67,000	0
	CR51 & CR55 (Petawawa)	Traffic Signal Upgrades	67,000	67,000	67,000	67,000	67,000	0
		SAFETY DEVICES TOTALS	**201,000**	**201,000**	**201,000**	**201,000**	**201,000**	**0**
		CAPITAL PROGRAM TOTAL:	**22,398,888**	**22,870,505**	**22,894,224**	**22,894,224**	**23,018,241**	**619,353**

June 17, 2020

Lee Perkins
Director
Public Works and Engineering
County of Renfrew
9 International Drive
Pembroke, ON
K8A 6W5

Dear Mr. Perkins

Re: Highway 148 Rehabilitation

As you are aware the Ministry of Transportation is currently proceeding with the rehabilitation of Highway 148 from Greenwood Road to City of Pembroke Boundary at Angus Campbell Drive.

We understand that the rehabilitation is being conducted based on a 20 year projected useful life. There is the potential for future residential development in the area which should factor in to the overall design.

In Laurentian Valley Council's deliberations, we continue to be concerned with the T Intersection being proposed at the corner of highway 148 and Greenwood Road.

Unfortunately, our concerns regarding traffic volume, flow, safety and access have not swayed MTO and we are now requesting the County provide us with its position.

Laurentian Valley Council is requesting that the County of Renfrew provide us with an opinion regarding the viability of a traffic circle at this intersection. We would request that since Greenwood Road plays a significant role in the design of this intersection that a traffic study be initiated by the county. Laurentian Valley continues to lobby for a traffic circle and would appreciate any assistance the County may be able to provide.

It is council's hope that we can coordinate with the county to provide a thorough review of this intersection so our residents and the travelling public have the best road design possible to meet our needs now and into the future.

613-735-6291
F: 613-735-5820

Laurentian Valley
460 Witt Road
Pembroke, ON
K8A 6W5

If you require any further information or have any questions please do not hesitate to contact me.

Yours truly

Dean Sauriol
CAO/Clerk

THE TOWNSHIP OF
GREATER MADAWASKA

Council Resolution Form

Date:	25 Jun 2020	No:	Resolution No.168-20
Moved By:	Councillor Perrier Seconded by Councillor Rigelhof	Disposition:	CARRIED.
		Item No:	12.06S.1

Description: Solar Pedestrian Crossing System at Eagles Nest Trailhead

RESOLUTION:

That Council requests the Renfrew County Operations Committee to proceed with purchasing and installing a solar pedestrian crossing system consisting of two advance flashing signs and one double sided sign to be located at the Eagles Nest Trailhead on Highway 508 in Greater Madawaska as soon as possible to assist with improving safety for both vehicular and foot traffic.

And furthermore, that the County of Renfrew be advised the Greater Madawaska is exploring parking lot possibilities but for the safety of everyone travelling through and parking on Highway 508, Council respectfully requests that the solar pedestrian crossing system be purchased as soon as possible in 2020 and not delay the purchase until a parking lot can be funded and built.

Recorded Vote Requested by:

.....

	Yea	Nay
B. Hunt	____	____
L. Perrier	____	____
C. Rigelhof	____	____
J. Frost	____	____
G. MacPherson	____	____

MAYOR

Declaration of Pecuniary Interest:

.....

Disclosed his/her/their interest(s), vacated he/her/their seat(s), abstained from discussion and did not vote

THIS AGREEMENT made this day of July, 2020

BETWEEN:

THE CORPORATION OF THE COUNTY OF RENFREW

(Hereinafter called the "County")

-and-

THE CORPORATION OF THE TOWNSHIP OF GREATER MADAWASKA

(Hereinafter called the "Township")

WHEREAS the County is an upper tier Municipality with control of and jurisdiction over County Road 508 ("C.R. 508"), which is known locally as Calabogie Road, Greater Madawaska;

AND WHEREAS the Township is a lower tier Municipality with responsibility for the off highway parking area on C.R. 508, located at approximately 45°16'23.95"N, 76°48'31.13"W, which is known locally as the Eagles' Nest Trail;

AND WHEREAS the County intends to carry out work for a pedestrian crossing using advanced warning signage with beacon lights activated through the push of a pedestrian activated button mounted on signs on either side of C.R. 508 at the location of the parking lot crossing (the "Project");

AND WHEREAS the County and the Township deem it mutually beneficial to the parties hereto that the Work and the Project be considered a single undertaking under the control of the County;

AND WHEREAS the Township and the County agree and acknowledge that the Project and the Work will be tendered by the County and shall be responsible for the design, administration, supervision and management of the Project and the Work; and that the Township shall be responsible for the payment of FIFTY PERCENT (50%) of all costs associated with the Project and the Work. Project total cost is TWENTY TWO THOUSAND, TWO HUNDRED AND SEVENTY TWO DOLLARS AND THIRTY CENTS, ($22,272.30), HST included;

AND WHEREAS the County has the sum of ELEVEN THOUSAND ONE HUNDRED AND THIRTY SIX DOLLARS AND FIFTEEN CENTS, ($11,136.15), and only ELEVEN THOUSAND ONE HUNDRED AND THIRTY SIX DOLLARS AND FIFTEEN CENTS, ($11,136.15), available to fund the Work;

AND WHEREAS the Township is prepared to pay to the County, on a one-time basis, the sum, and only the sum of ELEVEN THOUSAND ONE HUNDRED AND THIRTY SIX DOLLARS AND FIFTEEN CENTS, ($11,136.15), in order that the County complete the Work.

NOW THEREFORE in consideration of the mutual agreements, covenants and promises herein contained, and other good and valuable consideration, the receipt and sufficiency of which is hereby acknowledged by the parties hereto, the parties hereto agree as follows:

1. The Township shall pay to the County the sum of ELEVEN THOUSAND ONE HUNDRED AND THIRTY SIX DOLLARS AND FIFTEEN CENTS, ($11,136.15), and no more than the sum of ELEVEN THOUSAND ONE HUNDRED AND THIRTY SIX DOLLARS AND FIFTEEN CENTS, ($11,136.15), in consideration of the County completing the Work.

2. The payment by the Township to the County of the sum of ELEVEN THOUSAND ONE HUNDRED AND THIRTY SIX DOLLARS AND FIFTEEN CENTS, ($11,136.15), on account of the Work does not obligate the Township to make any further payments to the County on account of the Project or the Work and, in fact, by way of this Agreement, the Township and the County agree that no further payment by the Township will be requested by the County or paid by the Township in respect of the Work or the Project.

3. The County shall be responsible for the tendering, design, administration, supervision and management of the Project.

4. ELEVEN THOUSAND ONE HUNDRED AND THIRTY SIX DOLLARS AND FIFTEEN CENTS, ($11,136.15), to be paid by the Township to the County shall be used by the County only to pay costs associated with the Work.

5. The County shall keep and maintain records, invoices and other documents evidencing the use to which the ELEVEN THOUSAND ONE HUNDRED AND THIRTY SIX DOLLARS AND FIFTEEN CENTS, ($11,136.15), is put by the County.

6. The County will maintain the signs thereafter. Should the signs at any time no longer be required, but remain in working condition, the County would remove and retain them for use in other locations as required.

7. This Agreement and the rights, obligations and relations of the parties hereto shall be governed by and construed in accordance with laws of the Province of Ontario.

8. This Agreement may be executed in counterparts, each of which shall be deemed an original, but all of which together shall constitute one and the same instrument.

SIGNED, SEALED AND DELIVERED by the Corporation of the County of Renfrew.

_____
Per: Debbie Robinson, Warden

_____
Per: Paul V. Moreau, CAO/Clerk

SIGNED, SEALED AND DELIVERED by the Corporation of the Township of Greater Madawaska

_____
Per:

_____
Per:

From: ICIP Green <ICIPGreen@ontario.ca>
Sent: August 4, 2020 3:47 PM
To: Paul Moreau <PMoreau@countyofrenfrew.on.ca>
Cc: Lee Perkins <LPerkins@countyofrenfrew.on.ca>
Subject: Investing in Canada Infrastructure Program - Green funding stream

Paul Moreau
Chief Administrative Officer/Clerk
County of Renfrew

RE: 2020-01-1-1427970695: Replacement of C250 (Pleasant Valley Culvert)

Dear Paul Moreau,

I am writing to provide an update on your community's project, Replacement of C250 (Pleasant Valley Culvert), which was submitted under the first intake of the Green funding stream of the Investing in Canada Infrastructure Program (ICIP).

Following an evidence-based provincial review process, your project was not nominated for federal review and approval due to ineligibility. The first intake of the Green stream was highly competitive and total demand exceeded funding available through this intake.

Projects that were nominated to the federal government for review and approval were those that most closely aligned with the provincial assessment criteria and federal requirements. The provincial assessment criteria included reviewing projects based on critical health and safety aspects, technical merit of the proposed project and efficiencies through joint projects.

Your community may be able to access federal funding through subsequent intake(s) of the Green Stream and other financial tools, including Infrastructure Ontario loans, may be available to support your projects. Further information may be found at https://www.grants.gov.on.ca/GrantsPortal/en/OntarioGrants/GrantOpportunities/PRDR020120

If you have any questions, staff can be reached via email at ICIPGreen@ontario.ca.

Sincerely,

Julia Danos
Director, Intergovernmental Policy and Program Delivery Branch
Ministry of Infrastructure

PWO-2020-01 – Street Sweeping

1.	Eastway Contracting Incorporated, Pembroke, ON	$32,400.00
2.	535276 Ontario Inc. (O/A Hughson Fencing & Guiderail), Glenburnie, ON	40,500.00
3.	B.R. Fulton Construction Limited, Renfrew, ON	44,480.00
4.	McCrea Equipment Rentals, Pembroke, ON	Bid Rejected Irregular Bid

All amounts exclude applicable taxes

PWO-2020-02 – Line Marking

1.	B.R. Fulton Construction Limited, Renfrew, ON	$91,000.00
2.	R.G.T. Clouthier Construction Limited, Pembroke, ON	97,000.00
3.	Thomas Cavanagh Construction Limited, Ashton, ON	109,500.00
4.	Bonnechere Excavating Incorporated, Renfrew, ON	109,890.00
5.	G.P. Splinter Forest Products and Construction Limited, Pembroke, ON	161,990.00
6.	R.J. Selle Sand & Gravel Limited, Douglas, ON	Bid Rejected Irregular Bid

All amounts exclude applicable taxes

PWO-2020-03 – Manhole & Catch Basin Cleaning

		Amount Submitted	Adjusted Amount
1.	Xsite Enterprises Incorporated, Renfrew, ON	$29,205.00	
2.	Eastway Contracting Incorporated, Pembroke, ON	73,810.00	73,800.00
3.	535276 Ontario Inc. (O/A Hughson Fencing & Guiderail), Glenburnie, ON	76,582.00	

All amounts exclude applicable taxes

PWO-2020-04 – Two Tandem Truck and Plow

		Truck 1	Truck 2
1.	Freightliner, North Bay, ON	$300,846.49	$300,846.49
2.	Valley Truck & Spring Service, Pembroke, ON	305,820.00	305,820.00
3.	Francis Canada Truck Centre Inc., Ottawa, ON	311,475.00	311,475.00
4.	Antrim Western Star Inc., Arnprior, ON	319,310.00	319,310.00
5.	Surgenor Truck Group, Ottawa, ON	342,947.00	342,947.00

All amounts exclude applicable taxes

PWO-2020-06 – Signs, Traffic Control & Reflective Sheeting

		Amount Submitted	Adjusted Amount
1.	Stinson Equipment Limited, Concord, ON	$18,687.18	$18,689.23
2.	BMR Mfg Inc. Campbellford, ON	$20,265.10	
3.	Maximum Signs, Pontypool, ON	$20,287.95	
4.	Strada Sign Supply Inc. Bradford, ON	$23,227.56	
5.	CedarSigns, Cambridge, ON	Disqualified due to submission on non-County form	

All amounts exclude applicable taxes

PWO-2020-07 – Steel Sign Posts

1.	UCC Industries International Incorporated, Pickering, ON	$31,595.44

All amounts exclude applicable taxes

PWO-2020-14 – Asphalt Hot Box

1.	Marathon Equipment Incorporated, Burlington, ON	$34,286.25
2.	Amaco Construction Equipment Incorporated, Mississauga, ON	40,200.00

All amounts exclude applicable taxes

PWO-2020-15 – Line Paint Machine

1. Core Equipment, St. Catharines, ON	$7,891.47
2. Sherwin Williams, Ottawa, ON	8,349.99
3. Preston Hardware, Ottawa, ON	9,736.00

All amounts exclude applicable taxes

PWO-2020-16 – Sweeper Attachment

1. Elliott Farm Equipment Limited, Pembroke, ON	$24,680.00
2. Huckabones Equipment, Cobden, ON	26,514.71
3. Colvoy Enterprises 2012 Limited, Brantford, ON	26,900.00

All amounts exclude applicable taxes

PWO-2020-17 – Mower Attachment (Tractor)

1. Huckabones Equipment, Cobden, ON	$27,500.00
2. Elliott Farm Equipment Limited, Pembroke, ON	29,800.00
3. Colvoy Enterprises 2012 Limited, Brantford, ON	30,800.00

All amounts exclude applicable taxes

PWO-2020-18 – WWRP Storage Dome Repair

	Amount Submitted	Adjusted Amount
1. Bay Roofing and Exteriors Limited, North Bay, ON	$42,900.00	$44,500.00
2. 2701738 Ontario Incorporated (O/A Perth Roofing), Perth, ON	64,250.00	
3. Van Pelt Construction Incorporated, Mitchell, ON	66,935.00	
4. T. Hamilton & Sons Roofing Incorporated, Scarborough, ON	82,451.00	
5. R.G.T. Clouthier Construction Limited, Pembroke, ON	93,565.00	

All amounts exclude applicable taxes

PWO-2020-27 – Three Light Duty Trucks

1. Butler Chevrolet Buick Cadillac Limited, Pembroke , ON	$105,879.00
2. Fraser Durham Chrysler Dodge Ram Incorporated, Oshawa, ON	106,062.00
3. Urban Ford Sales Limited, Arnprior, ON	108,274.00
4. Murphy Ford Sales Limited, Pembroke, ON	111,078.00
5. Surgenor Chevrolet Buick GMC Cadillac, Ottawa, ON	115,056.00

All amounts exclude applicable taxes

THE TOWNSHIP OF
GREATER MADAWASKA

April 16, 2019

Mayor Tom Peckett
Chair of Operations for the County of Renfrew
c/o County of Renfrew
9 International Drive
Pembroke, Ontario
K8A 6W5

Dear Mayor Peckett:

The Township of Greater Madawaska would like discuss with the County of Renfrew Operations Committee the possibility of transferring Ferguson Lake Road and sections of Kennelly Mountain Road, Mount St. Patrick and Flat Road to the County of Renfrew. Attached is a map that demonstrates the proposed roads are connecting link between County Road 508 and Highway 132.

Representatives from the Township met with Mr. Lee Perkins, Director of Public Works & Engineering, to discuss the possibility of transferring the aforementioned roads to the County. The Township was presented with the Road Rationalization criteria, attached, that must be met before the County would consider taking over a road. Please be advised that the Township will be submitting a grant for a section of this road to bring the road up to the standard requested by the County.

The Township respectfully requests the Operations Committee consider the request of the Township and work with the Township on this endeavour.

Thank you for your consideration on this matter. If you would like to schedule a meeting to further discuss this endeavour please contact Allison Holtzhauer at cao@greatermadawasaka.com or by calling 613-752-2222.

Respectfully,

Brian Hunt

P.O. Box 180, 19 Parnell St., Calabogie, ON KOJ IHO
Phone: 613-752-2222 Fax: 613-752-2617 Toll Free: 1-800-347-7224 www.greatermadawaska.com

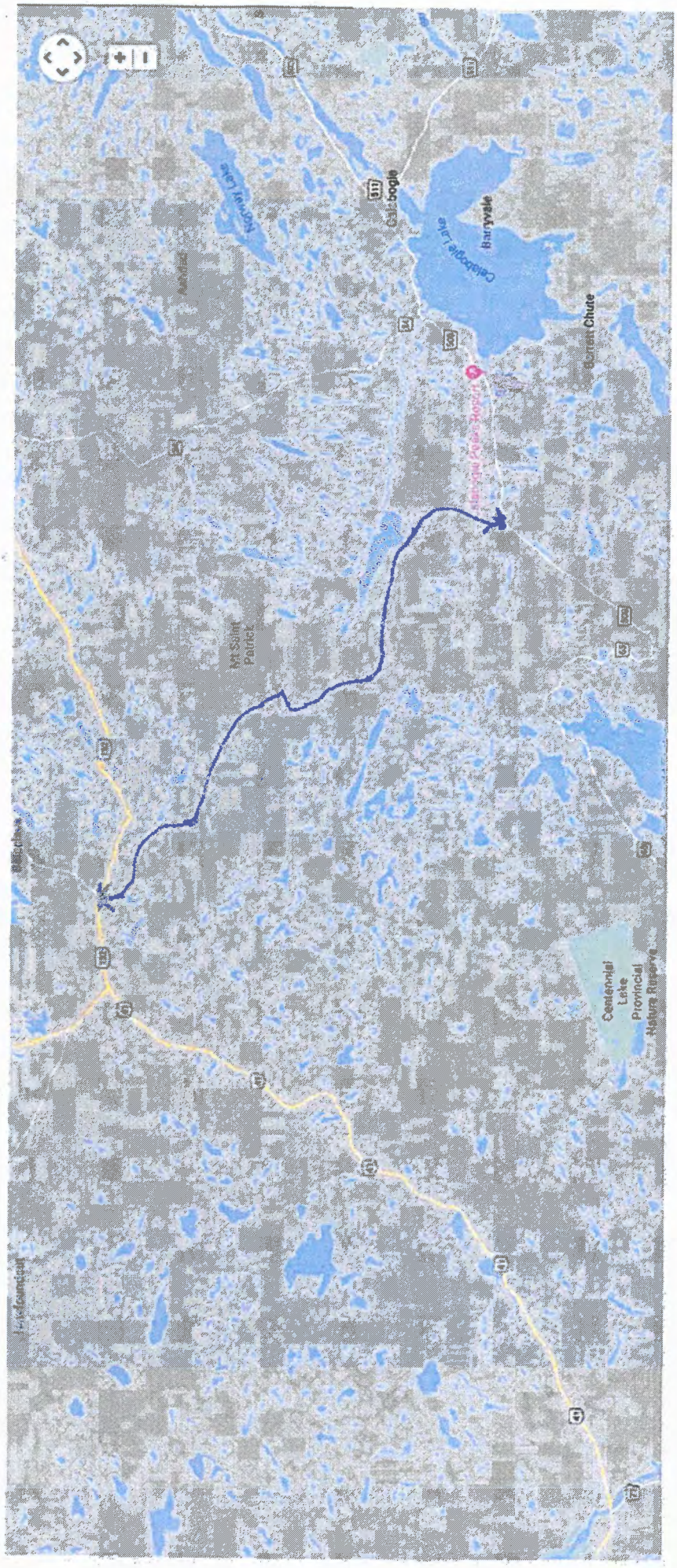
Calabogie
Barryvale
Calabogie Lake
Norway Lake
Mt Saint Patrick
Centennial Lake Provincial Nature Reserve

132
132
34
Mt Saint
Patrick
34
508
Calabogie Peaks Resort

Constant Creek
Hurds L
lout
Balaclava
Ashdad
Mt Saint
Patrick
34
Calabogie
Barryvale
Barrett Chute
65

Your Company Name

Street Address
Location, Zip or Postal Code
Change These in File > Preferences > Titles

Site Code:
Station ID:
Ferguson Lake Road
50 metres from Calabogie Road
Latitude: 0' 0.0000 Undefined

Start	02-Sep-19		Tue		Wed		Thu		Fri		Sat		Sun		Week Average	
Time	SB	NB	SB	NB	SB	NB	SB	NB	SB	NB	SB	NB	SB	NB	SB	NB
12:00 AM	*	*	*	*	*	*	0	0	0	0	0	0	0	0	0	0
01:00	*	*	*	*	*	*	0	0	0	0	0	0	0	0	0	0
02:00	*	*	*	*	*	*	0	0	0	0	0	0	0	0	0	0
03:00	*	*	*	*	*	*	0	0	0	0	0	0	0	0	0	0
04:00	*	*	*	*	*	*	0	0	0	0	0	0	0	0	0	0
05:00	*	*	*	*	*	*	1	1	0	0	0	0	0	0	0	0
06:00	*	*	*	*	*	*	3	4	2	1	6	1	0	0	3	2
07:00	*	*	*	*	*	*	5	4	4	2	3	0	1	1	3	2
08:00	*	*	*	*	*	*	3	1	4	2	5	2	6	1	4	2
09:00	*	*	*	*	*	*	7	2	3	1	2	2	0	1	3	2
10:00	*	*	*	*	*	*	4	4	8	5	7	4	4	1	6	4
11:00	*	*	*	*	*	*	2	0	4	4	6	8	5	2	4	4
12:00 PM	*	*	*	*	*	*	2	0	2	1	12	7	5	3	5	3
01:00	*	*	*	*	*	*	3	2	2	3	6	4	5	0	4	2
02:00	*	*	*	*	*	*	4	1	1	1	7	4	4	1	4	2
03:00	*	*	*	*	4	1	5	3	1	4	11	9	3	0	5	3
04:00	*	*	*	*	0	2	3	1	5	3	7	2	2	3	3	2
05:00	*	*	*	*	2	0	1	2	3	0	5	2	3	3	3	1
06:00	*	*	*	*	2	2	6	3	1	2	3	1	4	1	3	2
07:00	*	*	*	*	1	0	5	2	3	1	3	2	5	1	3	1
08:00	*	*	*	*	0	4	1	1	1	1	5	6	2	0	2	2
09:00	*	*	*	*	1	0	0	0	2	1	2	0	0	0	1	0
10:00	*	*	*	*	1	0	2	0	4	1	0	0	1	0	2	0
11:00	*	*	*	*	0	0	0	0	0	0	0	0	1	0	0	0
Lane	0	0	0	0	11	9	57	31	50	33	90	54	51	18	58	34
Day	0		0		20		88		83		144		69		92	
AM Peak	-	-	-	-	-	-	09:00	06:00	10:00	10:00	10:00	11:00	08:00	11:00	10:00	10:00
Vol.	-	-	-	-	-	-	7	4	8	5	7	8	6	2	6	4
PM Peak	-	-	-	-	15:00	20:00	18:00	15:00	16:00	15:00	12:00	15:00	12:00	12:00	12:00	12:00
Vol.	-	-	-	-	4	4	6	3	5	4	12	9	5	3	5	3

Your Company Name

Street Address
Location, Zip or Postal Code
Change These in File > Preferences > Titles

Site Code:
Station ID:
Ferguson Lake Road
50 metres from Calabogie Road
Latitude: 0' 0.0000 Undefined

Start	09-Sep-19		Tue		Wed		Thu		Fri		Sat		Sun		Week Average	
Time	SB	NB	SB	NB	SB	NB	SB	NB	SB	NB	SB	NB	SB	NB	SB	NB
12:00 AM	0	0	2	0	0	0	*	*	*	*	*	*	*	*	1	0
01:00	0	0	0	0	0	0	*	*	*	*	*	*	*	*	0	0
02:00	0	0	0	1	0	0	*	*	*	*	*	*	*	*	0	0
03:00	0	0	0	0	0	0	*	*	*	*	*	*	*	*	0	0
04:00	0	0	0	0	0	0	*	*	*	*	*	*	*	*	0	0
05:00	0	0	0	0	0	0	*	*	*	*	*	*	*	*	0	0
06:00	0	2	3	2	3	3	*	*	*	*	*	*	*	*	2	2
07:00	1	2	5	2	2	1	*	*	*	*	*	*	*	*	3	2
08:00	1	0	7	1	8	7	*	*	*	*	*	*	*	*	5	3
09:00	2	1	6	2	10	6	*	*	*	*	*	*	*	*	6	3
10:00	0	4	3	4	4	1	*	*	*	*	*	*	*	*	2	3
11:00	1	2	8	3	*	*	*	*	*	*	*	*	*	*	4	2
12:00 PM	5	1	1	0	*	*	*	*	*	*	*	*	*	*	3	0
01:00	2	3	8	10	*	*	*	*	*	*	*	*	*	*	5	6
02:00	2	2	7	7	*	*	*	*	*	*	*	*	*	*	4	4
03:00	4	0	2	1	*	*	*	*	*	*	*	*	*	*	3	0
04:00	6	3	1	1	*	*	*	*	*	*	*	*	*	*	4	2
05:00	5	2	2	1	*	*	*	*	*	*	*	*	*	*	4	2
06:00	2	3	1	1	*	*	*	*	*	*	*	*	*	*	2	2
07:00	9	1	1	1	*	*	*	*	*	*	*	*	*	*	5	1
08:00	0	1	0	0	*	*	*	*	*	*	*	*	*	*	0	0
09:00	1	0	0	0	*	*	*	*	*	*	*	*	*	*	0	0
10:00	0	0	0	0	*	*	*	*	*	*	*	*	*	*	0	0
11:00	0	0	0	0	*	*	*	*	*	*	*	*	*	*	0	0
Lane	41	27	57	37	27	18	0	0	0	0	0	0	0	0	53	32
Day	68		94		45		0		0		0		0		85	
AM Peak	09:00	10:00	11:00	10:00	09:00	08:00	-	-	-	-	-	-	-	-	09:00	08:00
Vol.	2	4	8	4	10	7	-	-	-	-	-	-	-	-	6	3
PM Peak	19:00	13:00	13:00	13:00	-	-	-	-	-	-	-	-	-	-	13:00	13:00
Vol.	9	3	8	10	-	-	-	-	-	-	-	-	-	-	5	6
Comb. Total	68		94		65		88		83		144		69		177	

ADT ADT 91 AADT 91

Your Company Name

Street Address
Location, Zip or Postal Code
Change These in File > Preferences > Titles

Site Code:
Station ID:

Latitude: 0' 0.0000 Undefined

Start	09-Mar-20		Tue		Wed		Thu		Fri		Sat		Sun		Week Average	
Time	SB	NB	SB	NB	SB	NB	SB	NB	SB	NB	SB	NB	SB	NB	SB	NB
12:00 AM	*	*	0	0	0	0	0	0	0	0	*	*	*	*	0	0
01:00	*	*	0	0	0	0	1	0	0	0	*	*	*	*	0	0
02:00	*	*	0	0	0	0	0	1	0	0	*	*	*	*	0	0
03:00	*	*	1	1	1	0	0	0	0	1	*	*	*	*	0	0
04:00	*	*	1	1	2	1	3	2	2	1	*	*	*	*	2	1
05:00	*	*	0	3	3	4	2	2	1	2	*	*	*	*	2	3
06:00	*	*	**4**	6	3	5	6	**4**	2	2	*	*	*	*	4	4
07:00	*	*	3	2	8	1	**11**	1	1	3	*	*	*	*	**6**	2
08:00	*	*	2	2	3	5	2	3	**7**	3	*	*	*	*	4	3
09:00	**5**	5	1	2	4	2	3	3	7	**5**	*	*	*	*	4	3
10:00	5	5	4	4	**9**	**8**	4	3	2	3	*	*	*	*	5	**5**
11:00	4	**6**	4	**7**	6	6	5	1	7	4	*	*	*	*	5	5
12:00 PM	6	3	**4**	4	**5**	3	2	3	*	*	*	*	*	*	4	3
01:00	3	5	3	2	4	4	**10**	6	*	*	*	*	*	*	5	4
02:00	**11**	**6**	3	**5**	3	**9**	6	**7**	*	*	*	*	*	*	**6**	**7**
03:00	3	4	2	2	4	7	4	3	*	*	*	*	*	*	3	4
04:00	2	2	1	1	3	4	5	4	*	*	*	*	*	*	3	3
05:00	1	0	3	0	4	2	4	2	*	*	*	*	*	*	3	1
06:00	1	1	1	1	3	0	0	1	*	*	*	*	*	*	1	1
07:00	1	1	0	1	0	3	3	0	*	*	*	*	*	*	1	1
08:00	0	0	2	0	0	0	2	0	*	*	*	*	*	*	1	0
09:00	0	1	2	0	1	0	0	0	*	*	*	*	*	*	1	0
10:00	0	0	0	0	0	0	0	0	*	*	*	*	*	*	0	0
11:00	0	0	0	0	0	0	0	0	*	*	*	*	*	*	0	0
Lane	42	39	41	44	66	64	73	46	29	24	0	0	0	0	60	50
Day	81		85		130		119		53		0		0		110	
AM Peak	09:00	11:00	06:00	11:00	10:00	10:00	07:00	06:00	08:00	09:00	-	-	-	-	07:00	10:00
Vol.	5	6	4	7	9	8	11	4	7	5	-	-	-	-	6	5
PM Peak	14:00	14:00	12:00	14:00	12:00	14:00	13:00	14:00	-	-	-	-	-	-	14:00	14:00
Vol.	11	6	4	5	5	9	10	7	-	-	-	-	-	-	6	7

Comb. Total	81	85	130	119	53	0	0	110

ADT ADT 110 AADT 110

1.9 Road Rationalization

1.9.1 THE CONCEPT OF ROAD RATIONALIZATION

When first established the “Kings Highway System” provided a major inter-centre connector. A County or regional road system provide this same service on a reduced scale, connecting smaller centres of population and providing a “farm to market” road link. The local road acted as the final link in the system providing access to the abutting properties. These roles have changed very little over time. However, in many areas of the province significant changes in settlement patterns, population and employment have left some areas with designation of roads that is no longer appropriate. The Province of Ontario have taken the lead in the re-designation of their road system and has began to shift responsibility for some roads to the local, county and regional levels.

Road service providers are requested to demonstrate accountability for road maintenance services. The efficient and effective delivery of road services is a priority of municipal customers (the road user and taxpayer). One step in demonstrating accountability is in rationalizing road jurisdiction between a County (Region) and local municipalities. This rationalization will ensure that local roads serve primarily a local function and County (Regional) roads serve a through traffic function. Another benefit to the transferring of roads is a County (Regional) road that is a low priority to the upper tier, once transferred, may become a high priority for the local municipality and see significant improvements over time. Likewise a high volume local road carrying primarily through traffic may receive higher levels of service than the local municipality was able to provide.

The road rationalizing method as shown in this report permits a review of the road system within an county (region). The outcome of the review is a determination of the appropriate jurisdiction of a road or road section.

1.9.2 BY-LAWS

Each County or Regional municipality has been granted the power under the Public Transportation and Highway Improvement Act or their respective Regional Act to establish, maintain, add or remove designated roads from or to their county or regional road system.

The Public Transportation and Highway Improvement Act (PTHIA) provides for the establishment of a county road system. The county road systems were established in the early years of this century by by-laws passed by each council. The roads which comprise a county road system established under the PTHIA are county roads whether they be in a town, a village or a township. When the task of determining what alterations have been made to the physical system or when it is desirable to review municipal service delivery, a new system can be designated by a new establishing by-law. In effect, the slate is wiped clean and the road system starts afresh.

1.9.3 PRINCIPLES OF ROAD RATIONALIZATION

- Upper Tier roads, which are primarily transportation corridors, should provide continuous roadway service throughout the county or region.

- Upper Tier roads should be capable of being upgraded to a reasonable standard consistent with the service to be provided.

- Upper Tier roads should be along the shortest practical route, along existing roads and streets.

1.9.4 GOAL OF A ROAD RATIONALIZATION STUDY

- To develop a County (Regional) Road System that reflects the realities of today and beyond.

1.9.5 TERMS OF REFERENCE

- Conduct a road rationalization study, evaluating criteria prepared by the Ministry of Transportation in their document "Upper Tier Road Classification Criteria". Modifying the criteria based on information as shown in this document.

- This review will focus on the efficient and effective delivery of all road services within the county or region.

- Transfer roads to the local municipalities which serve primarily a local function.

- Transfer roads to the County (Region) which primarily serve a through traffic (regional) function.

- Consider road condition and compensation throughout the discussion of road transfers.

- Involve the local municipalities in the decision making process by encouraging feedback and comments.

1.9.6 METHODOLOGY

The review of every road section within the county and local municipalities will be time consuming and probably unnecessary. By each local municipality identifying roads that they believe serve a through traffic function will save a time consuming road by road analysis.

- Review the criteria as shown in figure 1.9.7 and modify to meet specific municipal requirements.

- Apply the criteria to all existing county (regional) roads and roads identified by the local municipalities as candidates forupper tier road classification.

- Weight the criteria as shown in this document.

- Determine “cut-off” weight for inclusion of individual road sections in the County (Regional) system.

- Develop a County (Regional) road system.

- Determine the needs to be addressed (i.e. surface condition) prior to the transfer of roads to the local municipality or the acceptance of roads by the county (region)

- Determine impact on local municipalities as well as county or region.

- Present findings to council.

1.9.7 CRITERIA AND THE WEIGHTS APPLIED

Criterion 1 *Urban Center Connector*

Connect Urban Centres to each other or to a Kings Highway unless such a service is now provided by a Kings Highway.

Weighting Applied = 3

Criterion 2 *Kings Highway/Upper Tier Connector*

Connect major commercial and industrial areas, universities, hospitals, international border crossings and provincial boundaries, etc. to a Kings Highway or Upper Tier road.

Weighting Applied = 2

Criterion 3 *Heavy Industry Service*

Provide service within 4 km. of consistent major attractors or generators of heavy vehicles.

Weighting Applied = 2

Criterion 4 *Barrier Service*

Provide service parallel to and across major barriers to free traffic movement such as freeways, watercourse or congested areas.

Weighting Applied = 1

Criterion 5 *Resort Criterion*

Provide service within 4 km. of a major resort and/or recreational areas

Weighting Applied = 1

Criterion 6 *Urban Cell Service*

Provide service in urban areas within the cells formed by the Kings Highways and the streets selected by the above criteria, provided that the traffic demand existing on the street is considered predominantly for through traffic.

Weighting Applied = 0

Criterion 7 *Urb*an *Arterial Extension*

Provide service on those roads which are extensions of urban arterial streets, from the urban limits to the first intersection where the AADT is below 700 vehicles per day, then connect to an upper tier road or a Kings Highway by the shortest route.

Weighting Applied = 3

Criterion 8 *Rural Cell Service*

Provide service in rural areas within the cells formed by the Kings Highways and the roads selected by the above criteria.

Weighting Applied = 0

Criterion 9 *Traffic Speed*

Provide service on roads where the speed limit is 80km/hr.

Weighting Applied = 1

Criterion 10 *Road Surface*

Provide service on roads with an asphalt surface.

Weighting Applied = 0.5

Criterion 11 *Traffic Volume*

Provide service on roads with current traffic volumes greater than 1000 vehicles per day.

Weighting Applied = 0.5

Criterion 12 *Road Right of Way*

Provide service on roads with at least a 66 foot wide right of way.

Weighting Applied = 1

1.9.8 APPLICATION GUIDELINES

Criterion 1 (Urban Centre Connector) and Criterion 7 (Urban Arterial Extension) are considered the most important criteria, as upper tier roads should serve as inter-municipal corridors to connect the small urban centres within the county or region. In order to apply criterion 1 a determination of what constitutes an urban centre is required.

Criterion 1 *Urban Centre Connector*

This criterion is intended to identify roads which provide service to and from centres having commercial and possibly industrial development.

Urban centres are areas of concentrated development, not “ribbon” development.

The criterion is not intended to be applied to residential subdivisions which are developing in rural areas. When the residential development grows to a sufficient size, upper tier road service may be considered through the application of all of the criteria.

Criterion 2 *Kings Highway/Upper Tier Road Connector*

The intent of this criterion is to extend the Kings Highway or upper tier road to connect to the facilities mentioned and not to provide for lateral connections between highways/upper tier roads.

Major institutional/commercial/industrial complexes are areas generating more than 1000 vehicle trips per day.

Criterion 3 *Heavy Industry Service*

It is not intended that it be an upper tier responsibility to provide service to the entrance of every attractor or generator of heavy vehicles in an area. Rather, it is intended that upper tier service be provided close to the

industry and that the distribution within the area of the industry be a lower tier responsibility.

"Close to" means within a distance of approximately 4.0km.

"Consistent major attractor or generator", in the case of gravel pits and quarries, is defined as approximately 9 months or more of operation per year.

Landfill sites under the jurisdiction of, or serving the upper tier municipality, may also be considered as attractors of heavy vehicles and may be serviced by upper tier roads.

Criterion 4 *Barrier Service*

The intent of this criterion is to alleviate traffic on local roads by providing service parallel to or across barriers to traffic movement where upper tier service is justified. The barrier must be an obstacle to traffic wishing to cross it and it must be feasible to cross (i.e. freeways by interchanges and rivers by bridges)

Service is provided "parallel to" only if there is no other upper tier or provincial road providing that service within a reasonable distance and only along roadways which are used to reach barrier crossings.

Criterion 5 *Resort Criterion*

The intent of this criterion is to provide upper tier service close to resort/recreational areas or to a lower tier road system that distributes the traffic.

"Close to" means within a distance of approximately 4.0km from the edge of the resort development.

A major resort/recreational area is an area generating a minimum of 700 vehicle trips per day during normal season of operation.

Criterion 6 *Urban Cell Service*

The intent of this criterion is to identify roads in the cell under consideration at the spacing noted. The roads so identified must function predominately for through movement of traffic.

Roads which function as minor collectors for trips with origin and destination within the cell should be rejected.

The cell population density considered in identifying the appropriate spacing should be either the daytime or night time population whichever is greater.

Population Density	Additional service required when spacing of roads is greater than
less than 40 persons/hectare	2000m
between 40 and 125 persons/ha	1200m

Criterion 6 and 8 are not included in the original application of criteria but could be used as a rationale for including additional roads or road sections to complete the road network. The reasoning behind excluding this criterion in the original application is due to the good condition of most local roads and the fact the majority of population has access to a motor vehicle or alternate transportation services (i.e. transit).

Criterion 7 *Urban Arterial Extension*

The intent of this criterion is to provide for the extension of urban arterial streets into the rural areas to connect with an upper tier road or a Kings Highway. Traffic counts should be taken on both sides of the intersection with the upper tier and the extension continued through the

intersection, only if both AADT's equal or exceed 700 vehicles per day.

Criterion 8 *Rural Cell Service*

The intent of this criterion is to provide upper tier service within the cell formed by the application of criteria 1 - 7 inclusive at spacing related to population density within the cells.

Upper Tier roads or provincial highways in the subject upper tier or in adjacent upper tiers act as rural cell boundaries.

Population Density	Additional service required when spacing of roads is greater than
less than 1 person/km^2	no additional service
1 person/km^2	25 km
between 1 and 4 persons/km^2	20 km
between 4 and 8 persons/km^2	15 km
between 8 and 16 persons/km^2	10 km
greater than 16 persons/km^2	6 km

Criterion 9 *Traffic Speeds*

This criterion is intended to identify those roads which have a speed limit of 80 km/h. This is deemed to be a desirable speed limit allowing roads which predominately serve as inter-municipal links in a road network to do so efficiently.

Criterion 10 *Road Surfaces*

This criterion is intended to identify those roads with an asphalt surface. These roads were deemed to be more appropriate to serve as upper tier roads, as this surface material would be more durable to withstand the greater traffic volumes, heavier vehicles and higher speeds as anticipated on upper tier roads.

Criterion 11 *Traffic Volumes*

This criterion was intended to identify roads with current traffic volumes greater than 1000 vehicles per day.

Criterion 12 *Road Right of Way*

The intent of this criterion is to identify roads with a right of way width of 66 feet. It is appropriate to be considered for an upper tier road designation that the road have at least a standard right of way.

Apply each of the criteria in section 1.9.7 to the existing upper tier road system and to local roads identified by each municipality as a provider of through traffic service. Criterion 6 and 8 are not included in the original application of criteria but could be used as a rationale for including additional roads or road sections to complete the road network.

1.9.9 CUT-OFF WEIGHT

After the criteria has been applied to each road being analyzed it is possible to determine how much weight each road has accumulated. By setting a minimum weighting of six points, a cut-off threshold is established for including a road in the upper tier system.

This would mean that to qualify for upper tier designation a road must meet either the criteria for Urban Centre Connector or the criteria for Urban Arterial Extension worth 3 points, plus all four criteria for Traffic Speed, Road Surface, Traffic Volume and Road Right-of-Way worth a combined total of 3 points, or another combination of criteria to have a total weight of 6. This becomes the yardstick to be used for recommending the redesignation of roads.

Criteria	Weight	Rating (1 - 6)	Max Score	Score	Rational
Criterion 1 - Urban Centre Connector	3	0	18	0	CR 34 connects Calabogie to the 132 and on to Renfrew (Urban Centre's)
Criterion 2 - King's Highway/Upper Teir Connector	2	5	12	10	Fergueson Lake Road would connect CR508 to 132
Criterion 3 - Heavy Industry Service	2	4	12	8	Wood Truck traffic
Criterion 4 - Barrier Service	1	2	6	2	Very liitle improvement in traffic flow
Criterion 5 - Resort Criterion	1	4	6	4	This is one of the signifcant benefits as it would help access Calabogie Peaks
Criterion 6 - Urban Cell Service	0	0	0	0	No traffic demand
Criterion 7 - Urban Arterial Extension	3	0	18	0	Not an arterial extension
Criterion 8 - Rural Cell Service	0	3	0	0	Currently being used for residential access
Criterion 9 - Traffic Speed	1	0	6	0	Speed limit varies throughout the corridor
Criterion 10 - Road Surface	0.5	2	3	1	a varried of hard surface treatments are currently being used.
Criterion 11 - Traffic Volume	0.5	1	3	0.5	<1000 ADDT
Criterion 12 - Road Right-of-Way	1	5	6	5	Varries throughout corridor.
Totals	15	26	**90**	**30.5**	
Percentage			100%	34%	
Minimum Qualify Creterion				***36***	
Percentage			***100%***	***40%***	

* To qualify for upper tier designation a road must meet either the criteria for urban centre connector or the criteria for urban arterial extension worth 3 points, plus all four criteria for traffic speed, road surface, traffic volume and road right- of-way worth a combined total of 3 points, or another combination of criteria to have a total weight of 6. This becomes the yardstick to be used for recommending the redesignation of roads.

Criterion 1 - Urban Centre Connector	3	0	18	0	CR 34 connects Calabogie to the 132 and on to Renfrew (Urban Centre's)
Criterion 9 - Traffic Speed	1	0	6	0	Speed limit varies throughout the corridor
Criterion 10 - Road Surface	0.5	2	3	1	a varried of hard surface treatments are currently being used.
Criterion 11 - Traffic Volume	0.5	1	3	0.5	<1000 ADDT
Criterion 12 - Road Right-of-Way	1	5	6	5	Varries throughout corridor.
	6	8	36		

0.222222222

COUNTY OF RENFREW

BY-LAW NUMBER 84-20

A BY-LAW FOR THE EXECUTION OF A PROFESSIONAL SERVICES AGREEMENT PWC-2020-48 FOR THE TRANSPORTATION STUDY AND DETAILED DESIGN OF COUNTY ROAD 51 (PETAWAWA BOULEVARD) INTERSECTIONS FROM COUNTY ROAD 26 (DORAN STREET) NORTHERLY 1.2 KM TO GARRISON PETAWAWA, IN THE TOWN OF PETAWAWA

WHEREAS under Section 11 of the *Municipal Act, 2001, S.O. 2001, c.25*, as amended, the Municipal Corporation of the County of Renfrew has the authority to pass by-laws to enter into contracts to construct and maintain County Roads and Bridges;

AND WHEREAS public request for proposals were requested for the Transportation Study and Detailed Design of County Road 51 (Petawawa Boulevard) Intersections from County Road 26 (Doran Street) Northerly 1.2 km to Garrison Petawawa, in the Town of Petawawa under Contract No. PWC-2020-48;

AND WHEREAS the proposal submitted by AECOM Canada Limited, Ottawa, Ontario to provide design services, was reviewed and accepted by the Operations Committee.

NOW THEREFORE the Council of the Corporation of the County of Renfrew hereby enacts:

1. That the Council of the County of Renfrew approve of the award of Contract No. PWC-2020-48 for the Transportation Study and Detailed Design of County Road 51 (Petawawa Boulevard) Intersections from County Road 26 (Doran Street) Northerly 1.2 km to Garrison Petawawa, in the Town of Petawawa, as submitted by AECOM Canada Limited, Ottawa, Ontario in the amount of $247,904 plus HST.

2. That the Warden and Clerk be empowered to do and execute all things, papers and documents necessary to the execution of the said contract.

3. That this By-law shall come into force and take effect upon the passing thereof.

READ a first time this 26th day of August 2020.

READ a second time this 26th day of August 2020.

READ a third time and finally passed this 26th day of August 2020.

_____	_____
DEBBIE ROBINSON, WARDEN	PAUL V. MOREAU, CLERK

COUNTY OF RENFREW

BY-LAW NUMBER 82-20

A BY-LAW TO RESCIND BY-LAW 8-16 BEING A BY-LAW FOR THE EXECUTION OF A LAND USE AGREEMENT WITH KEETNA SNOWMOBILE CLUB AND SNOW COUNTRY SNOWMOBILE ASSOCIATION

WHEREAS Section 20(1) of the *Municipal Act, 2001, S.O., 2001* as amended, provides that a municipality may enter into an agreement with one or more municipalities or local bodies, as defined in Section 19, or a combination of both to jointly provide, for their joint benefit, any matter which all of them have the power to provide within their own boundaries;

AND WHEREAS the County of Renfrew under By-law 45-19 and as amended under By-law 78-20 has entered into a Land Use Agreement with the Town of Petawawa for the twinning of the Algonquin Trail to include the section of trail from Town Centre Boulevard to the Four-Season Bridge to grant permission to use lands as an alternate route for the Algonquin Trail for recreational purposes only.

NOW THEREFORE the Council of the Corporation of the County of Renfrew hereby enacts:

1. That By-law 8-16 is hereby rescinded as it has been replaced with By-law 106-17 being a By-law to Execute Land Use Agreements with Multiple Snowmobile Clubs and the Snow Country Snowmobile Association.

2. That this By-law shall come into force and take effect on the day of final passing thereof.

READ a first time this 26th day of August, 2020.

READ a second time this 26th day of August, 2020.

READ a third time and finally passed this 26th day of August, 2020.

DEBBIE ROBINSON, WARDEN	PAUL V. MOREAU, CLERK

COUNTY OF RENFREW

BY-LAW NUMBER 83-20

A BY-LAW TO EXECUTE A CONTRACT FOR THE ROOFING REPLACEMENT AND EXTERIOR WALL REPAIRS TO THE COBDEN PATROL GARAGE

WHEREAS Sections 8, 9 and 11 of the *Municipal Act, 2001, S.O. 2001* as amended, authorizes Council to pass by-laws to enter into agreements for the purpose of renovations of County of Renfrew property;

AND WHEREAS the Cobden Patrol Garage is necessary for the maintenance of County Roads and Bridges within the Cobden Patrol;

AND WHEREAS public tenders were requested for the roofing replacement and exterior wall repairs to the Cobden Patrol Garage under Contract PWO-2020-19;

AND WHEREAS the tender submitted by Irvcon Limited, Pembroke, Ontario, was reviewed and accepted by the Operations Committee.

NOW THEREFORE the Council of the Corporation of the County of Renfrew hereby enacts:

1. That the Council of the Corporation of the County of Renfrew approve of the awarding of Contract PWO-2020-19 for the roofing replacement and exterior wall repairs to the Cobden Patrol Garage to Irvcon Limited, Pembroke, Ontario, in the amount of $187,075.00 plus HST.

2. That the Warden and Clerk be empowered to do and execute all things, papers and documents necessary to the execution of the said Contract.

3. That this By-law shall come into force and take effect upon the passing thereof.

READ a first time this 26th day of August, 2020.

READ a second time this 26th day of August, 2020.

READ a third time and finally passed this 26th day of August, 2020.

DEBBIE ROBINSON, WARDEN	PAUL V. MOREAU, CLERK

COUNTY OF RENFREW

BY-LAW NUMBER 85-20

**A BY-LAW TO AMEND BY-LAW 75-14
FOR THE EXTENSION OF CONTRACT NO. PWO-2014-17
FOR THE SUPPLY & DELIVERY OF DIESEL FUEL, GASOLINE, HEATING OIL AND ABOVE GROUND STORAGE TANK RENTALS**

WHEREAS the *Municipal Act, 2001, S.O. 2001, c25*, as amended, requires a municipality to adopt policies with respect to the procurement of goods & services;

AND WHEREAS public tenders were requested for the Supply & Delivery of Diesel Fuel, Gasoline, Heating Oil and Above Ground Storage Tank Rentals under Contract No. PWO-2014-17, in accordance with County of Renfrew Corporate Policy GA-01 – Procurement of Goods & Services;

AND WHEREAS the tender submitted by W.O. Stinson & Son Limited, Ottawa, Ontario, was reviewed and accepted by the Operations Committee.

NOW THEREFORE the Council of the Corporation of the County of Renfrew hereby enacts:

1. That the Council of the County of Renfrew approve of the extension of Contract No. PWO-2014-17 for the Supply & Delivery of Diesel Fuel, Gasoline, Heating Oil and Above Ground Storage Tank Rentals for an additional one (1) year to W.O. Stinson & Son Limited, Ottawa, Ontario, in the amount of $927,056.80 plus HST.

2. That the Warden and Clerk be empowered to do and execute all things, papers and documents necessary to the execution of the said contract.

3. That this By-law shall come into force and take effect upon the passing thereof.

READ a first time this 26th day of August 2020.

READ a second time this 26th day of August 2020.

READ a third time and finally passed this 26th day of August 2020.

DEBBIE ROBINSON, WARDEN	PAUL V. MOREAU, CLERK

August 26, 2020

To the Council of the Corporation
of the County of Renfrew

Members of County Council:

We, your **Social Services Committee**, wish to report and recommend as follows:

INFORMATION

1. RENTCafé Community Housing

Eligible Applicants on Waitlist as of June 30, 2020

2020 Community Housing Registry Waitlist Statistics as of June 30, 2020

Applicant	New Eligible Applications	Total Eligible Applications	Total # of Applicants	Eligible Transfer Applicants	Eligible SP Applicants
Senior	5	80	92	9	2
Adult	15	244	263	23	7
Family	18	145	125	19	16
TOTALS	**38**	**469**	**480**	**51**	**25**

Total Number of Applications as of June 30, 2020

Bedroom Size	Senior	Adult	Family
1	76	230	0
2	4	14	72
3	0	0	51
4	0	0	20
5	0	0	2
TOTALS	**80**	**244**	**145**

Total Number of Applicants as of June 30, 2020

Bedroom Size	Senior	Adult	Family	Dependants
1	84	242	0	0
2	8	21	47	55
3	0	0	49	73
4	0	0	25	56
5	0	0	4	10
TOTAL	**92**	**263**	**125**	**194**

2. Ontario Works Caseload Statistics

Month	2019 Total Caseload	2020 Total Caseload
January	1,331	1,273
February	1,302	1,287
March	1,319	1,327
April	1,331	1,344
May	1,341	1,268
June	1,299	1,199
July	1,246	n/a
August	1,227	n/a
September	1,175	n/a
October	1,214	n/a
November	1,231	n/a
December	1,230	n/a

Average caseload in 2020: 1,283

3. Renfrew County Housing Corporation Annual General Meeting

The Annual General Meeting of the Renfrew County Housing Corporation (RCHC) was held on Wednesday, August 12, 2020. Tabled for Council's information is the General Manager's Annual Report for 2019 as well as the 2019 Auditors' Report for the Renfrew County Housing Corporation, both of which were approved by the RCHC Board of Directors.

4. 2020 Planning Allocation

Tabled is a letter from the Ministry of Children, Community and Social Services confirming the Ontario Works 2020 planning allocation in the amount of $2,556,505. This transfer payment includes Ontario Works baseline funding plus the approved business case funding for the Service Delivery Improvement Project (SDIP) and the move of Pembroke Social Services into the County Administration Building.

5. Social Services Relief Fund Phase 2

Tabled is an announcement from Mr. Joshua Paul, Assistant Deputy Minister, Housing Division announcing an additional $150 million in new provincial funding under a second phase of the Social Services Relief Fund (SSRF).

6. Protecting Tenants and Strengthening Community Housing Act, 2020

Tabled is correspondence from Hon. Steve Clark, Minister of Municipal Affairs and Housing, regarding the Protecting Tenants and Strengthening Community Housing Act, 2020 (Bill 184).

7. Online Applications

The RENTCafé online application is now available. Applicants can log on anytime to apply for housing, review their status and make updates to their information. RENTCafé automatically checks to ensure applicants complete the required steps, reducing staff time spent following up on incomplete applications. This new process will help to streamline the application review process for increased transparency and faster decision-making. Paper applications will continue for anyone who chooses not to apply online. The RCHC Social Housing Application is available online at https://www.socialhousingapplication.com

8. 2019 Housing and Homelessness Report Card

In accordance with the Housing Services Act, the County of Renfrew was required to establish a 10-year Housing and Homelessness Plan. As part of the requirements a Report Card, which is an annual statistical report on the previous year's activities with respect to housing and homelessness, is completed. The 2019 Housing and Homelessness Plan Report card is tabled for Council's information.

9. COVID-19 Energy Assistance Program

Applications for the COVID-19 Energy Assistance Program (CEAP) opened on July 13, 2020. CEAP provides a one-time, on-bill credit of $115 (or $230 for customers who heat with electricity) to help eligible residents catch up on their energy bills. Residents can apply for CEAP through their electricity and natural gas utility provider. Customers who received funding through the Low-Income Energy Assistance Program or the Ontario Electricity Support Program in 2020 are not eligible for CEAP. The disconnection ban is scheduled to be lifted on July 31, 2020 so a high volume of applications for all utility arrears assistance programs is anticipated.

10. Social Assistance Mental Wellness Initiative

The Social Assistance Mental Wellness Initiative is a pilot project by the Ministry of Children, Community and Social Services (MCCSS) designed to assess the effectiveness of providing supervised Internet-based Cognitive Behavioral Therapy (iCBT) as an early intervention for Ontario Works recipients. The pilot will conclude in February 2021 at which time MCCSS will examine recipient outcomes to determine the effectiveness of this initiative.

11. Social Assistance Digital Application

The County of Renfrew will be participating in a Social Assistance Digital Application limited production pilot. The Ministry is seeking to streamline the social assistance intake process and improve the quality of the online application. The Ministry hopes to have the first iteration of the digital application ready by September 2020 with full roll-out targeted for the winter of 2020-2021.

12. Ending the Emergency Benefit

Tabled is a memo from the Ministry of Children, Community and Social Services advising that as of July 31, 2020, the Emergency Benefit (EB) will no longer be available.

13. Child Care and EarlyON Sector Funding Reopening Plan and Cohort Update

Tabled is a memo regarding information from the Ministry of Education about funding guidance for reopening Child Care. Also tabled is a memo dated with links to the revised Operational Guidance During Covid-19 Outbreak that outlines child care re-opening information.

The Ministry of Education is presently working with each municipality to support the re-opening and providing the means to financially support providers as they operate with reduced capacity. As of July 31, 2020, eleven centres are operational with a capacity of 289 children. When operating at full capacity, the County of Renfrew has 27 licensed centres with a licensed capacity of 2,154 children.

Effective September 1, 2020, EarlyON Child and Family Centres will be permitted to reopen with in-person programming where participants pre-register and additional health and safety protocols are in place.

RESOLUTIONS

14. Capacity Training for Licensed Child Care Providers

RESOLUTION NO. SS-CC-20-08-29

Moved by Chair
Seconded by Committee

THAT County Council approve that Lorrie Baird provide professional development training to EarlyON and Licensed Child Care Providers throughout 2020 utilizing Capacity Funding.

Background

Lorrie Baird is a recognized provincial leader in the education of Registered Early Childhood Educators working in the early learning system and has been featured on the Ministry of Education's pedagogical learning portal.

In 2018 and 2019, the County of Renfrew partnered with Lorrie Baird to lead professional training which has afforded us many opportunities to build a culture of reflective practice, foster strong relations in the community, build capacity within the integration team and grow pedagogical leadership in the early learning sector. In early 2020 Lorrie Baird supported over 120 Registered Early Childhood Educators in the County of Renfrew through four modules of training, totalling 40 hours at a cost of $7,700.

Due to the cost associated with continuing these training modules approval is being sought. The training proposal is for the following three modules;

- Pedagogical Leadership Mentorship Program (continuation of 2018 work to present)
  Timeline: September to December
  Cost: Thirty hours of Pedagogical Leadership and Consulting - $4500.00
- Engaging in Classroom Research (continuation of 2018 work to present)
  Timeline: September to November.
  Cost: Twenty four hours - $3600.00
- Registered Early Childhood Educator (RECE) Mentor to Mentor Program- "Growing a RECE Mentorship Community of Practice"
  Timeline: September 2020 to December 2020 (continuing into 2021 as funds allow)
  Cost: Eight hours, supporting 25 RECE's - Meetings would take place monthly for two hours over the 12- month period for approx. 25 educators. - $1200.00

Total Expenditures: $9,300

Funding will be paid for with 100% provincial capacity funding which is to be utilized only for staff training and development with an annual allocation of $48,832.

All of which is respectfully submitted.

James Brose, Chair

And Committee Members: D. Grills, K. Love, C. Regier, J. Reinwald, D. Robinson

Annual General Meeting for 2019

Renfrew County Housing Corporation

General Manager's Report

August 2020

TABLE OF CONTENTS

Message from the General Manager 3

Introduction 4

Board of Directors - 2019 6

Organizational Chart 7

Social Housing Registry 8

- RENTCafé Social Housing 8
- Applications 8
- 2019 Wait List 9
- Vacancies 10

Property Management Report 11

- Capital Reserve Contributions & Withdrawals 13
- Ameresco Asset Planner 13

RCHC Portfolio 14

2019 Rent Supplement Portfolio 15

Investment in Affordable Housing for Ontario 16

- Ontario Renovates 17
- Homeownership 21

Canada-Ontario Community Housing Initiative (COCHI) & Ontario Priorities Housing Initiative (OPHI) 23

Community Homelessness Prevention Initiative (CHPI) 24

- Homelessness Prevention Program (HPP) 24
- Rental Allowance Program 25
- Emergency Minor Home Repair Program 25

Upcoming in 2020 26

- Simplified Calculation of Rent-Geared-to-Income (RGI) Assistance 26
- One Offer of Housing 26
- Service Delivery Improvement Project 26
- Canada-Ontario Housing Benefit 26
- On-Line RGI Application 26

Message from the General Manager

August 12, 2020

It is my pleasure to provide to you the Renfrew County Housing Corporation (RCHC) Annual General Manager's Report for 2019.

2019 marks the 19th year of operation for the RCHC.

RCHC takes pride in what we are able to accomplish no matter the challenges. Our goals are many, and what is most important is our desire to make a difference; a difference for our people, our buildings and our communities.

The General Manager's Report serves as a piece of history with some of the highlights of 2019.

The 2019 year gave us office integration at Renfrew County Place, bringing all three social services into one office allowing staff to better serve the people in our communities.

Also noteworthy, is that the Opeongo Housing Corporation chose RCHC to manage the operations of their 42 unit non-profit family complex into the future by offering RCHC the opportunity to assume their role of ownership. Although the deal has yet to finalize, RCHC has successfully completed the first six months of the new partnership.

RCHC is not just about bricks and mortar, it is also about people…and making a difference in the lives of the people we serve. In supporting our purpose, "we provide you a place to make a home" staff have an important role in the lives of our tenants and it is essential that we do this with integrity.

I would sincerely like to thank all of our RCHC employees for the great work they do every day, it is the work that they do that is making the difference.

On behalf of the RCHC staff and myself, I would like to thank you – the RCHC Board of Directors, as well as, our Director of Social Services Laura LePine for your support and guidance throughout 2019.

Respectfully submitted,

Carol Neill

General Manager, RCHC

Renfrew County Housing Corporation

Introduction

Managed by the Renfrew County Housing Corporation (RCHC) under the direction of the County of Renfrew Social Services Director are 978 social housing units and 71 rent supplement units. Community housing has been embedded in our communities for many years and is a part of the community fabric. Housing is a basic human need fundamental to personal well-being and healthy communities.

The RCHC was established on January 1st, 2001 to manage rent-geared-to-income housing in the County of Renfrew for low to moderate-income households. The Corporation also manages the Rent Supplement Program, which is a successful partnership with private landlords in our communities throughout the County of Renfrew. In addition to administrating and managing the rent-geared-to-income housing program, and as directed by the Service Manager, RCHC also assists with the overall monitoring and implementation of various programs as outlined within the report.

The RCHC portfolio is divided into 34 projects consisting of:

594	Units located in 19 apartment buildings
57	Single family units
152	Family duplex units
175	Family row housing units
978	Total

The 2019 AGM Report will highlight some of the operations the RCHC is involved with, including their achievements, capital projects, and the success of the Affordable Housing Programs, Community Homelessness Prevention Initiative, Canada-Ontario Housing Initiative and the Ontario Priorities Housing Initiative.

In 2007, RCHC assumed sole shareholder responsibilities of the Ottawaska Housing Corporation, consisting of 57 units in two projects made up of 1, 2 and 3 bedroom homes. This portfolio is managed in accordance with Part VI of the Social Housing Reform Act, O.Reg. 339/01, and has been revoked and replaced with the Housing Services Act, 2011.

In November 2014 County Council approved the County of Renfrew Asset Management Plan, which includes Renfrew County Housing Corporation's 10 year capital plan, risk management component, asset inventory, and levels of service. The Long Term Financial Management Plan is to be used as a guide by County Council during the annual budget process.

In 2018 Renfrew County Housing Corporation Board of Directors received a request from the Opeongo Non-Profit Community Residential Inc. that the Renfrew County Housing Corporation absorb the Opeongo Non-Profit Housing Corporation. Opeongo Non-Profit Community Residential

Development Inc. is a non-profit housing provider located at 124 Vimy Boulevard, which is in close proximity to the Renfrew County Housing Corporation project located at 41 Vimy Boulevard.

During 2019 the Renfrew County Housing Corporation began the process of absorbing the Opeongo Non-Profit Housing Corporation portfolio. Until such time as a final transfer of ownership agreement with Opeongo Non-Profit Community Residential Development Inc has been approved and executed, a management agreement between Opeongo Non-Profit Community Residential Development Inc. and Renfrew County Housing Corporation, which was adopted by County Council on June 26, 2019, is in effect.

As part of the AGM, the annual audited financial statement (2018) was presented by Scott Rosien Black & Locke and was circulated respectively to the board.

Housing is a basic human need fundamental to personal well-being and healthy communities.

Board of Directors - 2019

The Board is responsible for directing the overall operations of the organization. Directors are appointed to the County Committees for the ensuing year or until their successors are appointed.

Director's Name	Area of Representation
Debbie Robinson, Chair	Twp of Laurentian Valley
John Reinwald, Vice-Chair	Town of Laurentian Hills
James Brose	Twp of North Algona Wilberforce
Glenn Doncaster	Town of Deep River
Debbie Grills	Twp of Head, Clara and Maria
Brian Hunt	Twp of Greater Madawaska
Ed Jacyno	City of Pembroke Representative
Jennifer Murphy	Twp of Bonnechere Valley
Janice Visneskie Moore	Twp of Killaloe, Hagarty & Richards

Paul Moreau	Chief Executive Officer / Secretary
Laura LePine	Chief Operating Officer
Jeffrey Foss	Treasurer

Organizational Chart

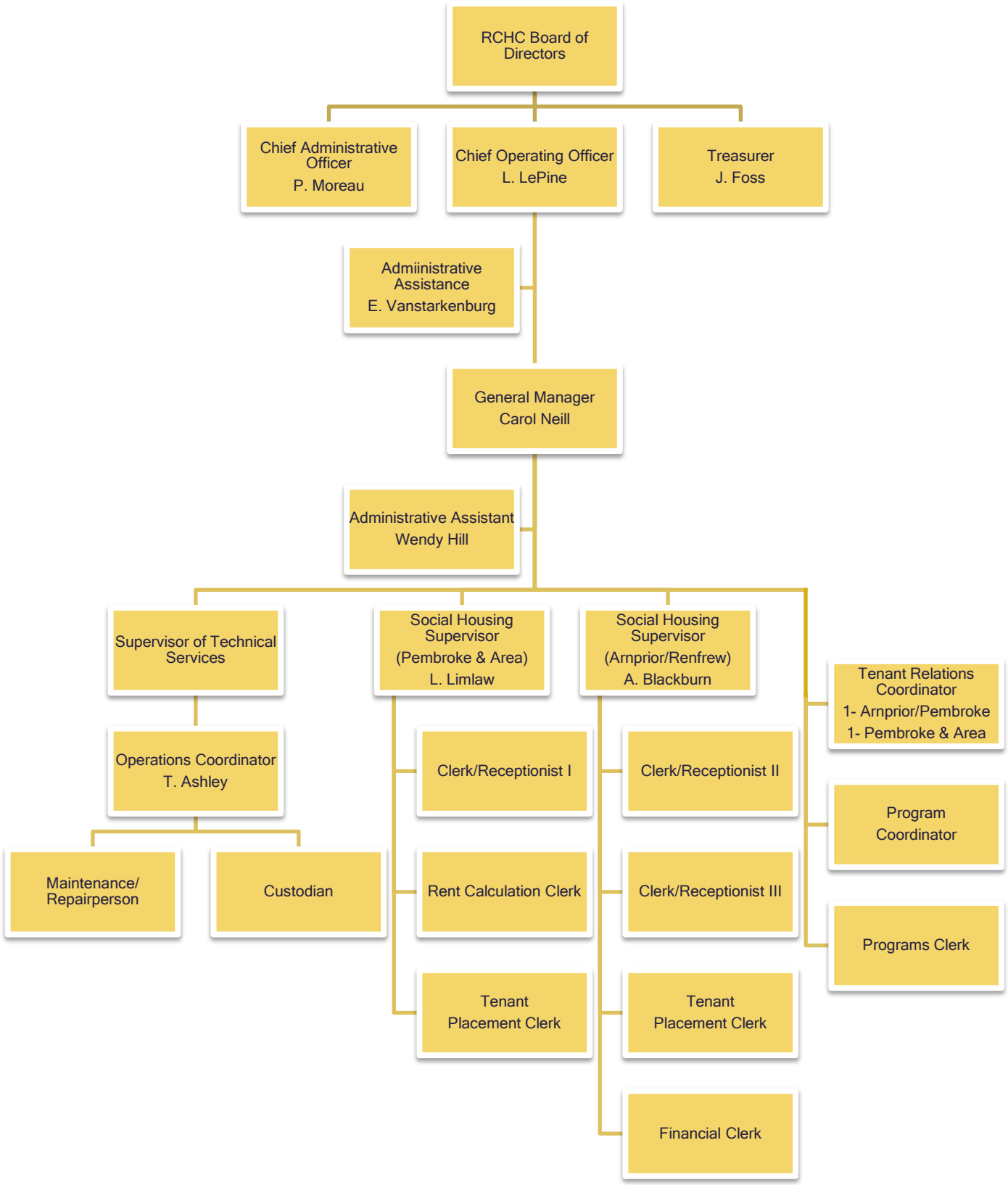

Social Housing Registry

The goal of the Registry is to provide under legislation, equitable and accessible services to all applicants seeking rent-geared-to-income (RGI) accommodations in the County of Renfrew. The Social Housing Registry also maintains the rent-geared-to-income waiting list for the Non-Profit Housing Providers in the County of Renfrew.

The Social Housing Registry was established by the County of Renfrew and is administered by the Renfrew County Housing Corporation by way of a service agreement with the Service Manager. The Registry was established in 2003, twelve months after the point of transfer from the province, in accordance with Social Housing Reform Act, 2000(SHRA).

The Purpose of the Registry is to:

1. Maintain the Centralized Waiting List database for applications.
2. Record refusals, requests, arrears, vacancies and offers.
3. Provide general information on RGI assistance and special needs housing.
4. Maintain consistency of rules.
5. Ensure personal information is confidential.
6. Monitor operations of the access points within the system with appropriate operational adjustments, if needed.
7. Ensure that applicant forms and information on RGI assistance is available to the public. (List of Public Information Available to the Public in a binder).

RENTCafé Social Housing

RENTCafé Social Housing is an application and waitlist management program that is a complete replacement of Ontario Coordinated Access. It provides the ability to accept applications via an online Applicant Portal, which also can provide applicants the ability to update applications online.

The conversion/upgrade to RENTCafé Social Housing took place in November 2018 for all clients of Coordinated Access. The online application component is being tested with three Service Manager Registries before being implemented to all clients of RENTCafé.

Applications

All applications for Community Housing are entered into the RENTCafé database. The only Special Priority Status in the County of Renfrew are victims of domestic violence. All housing providers are access points for applications. The applications are then forwarded to the RCHC by the applicant or a housing provider.

RCHC 2019 Application Statistics	
New Applications Processed	361
Applications Reactivated	42
Applications with Status Changes	1539
Applications Cancelled	205
Applications Deemed Ineligible	11
Households Housed	121
Transfers	12

2019 Wait List

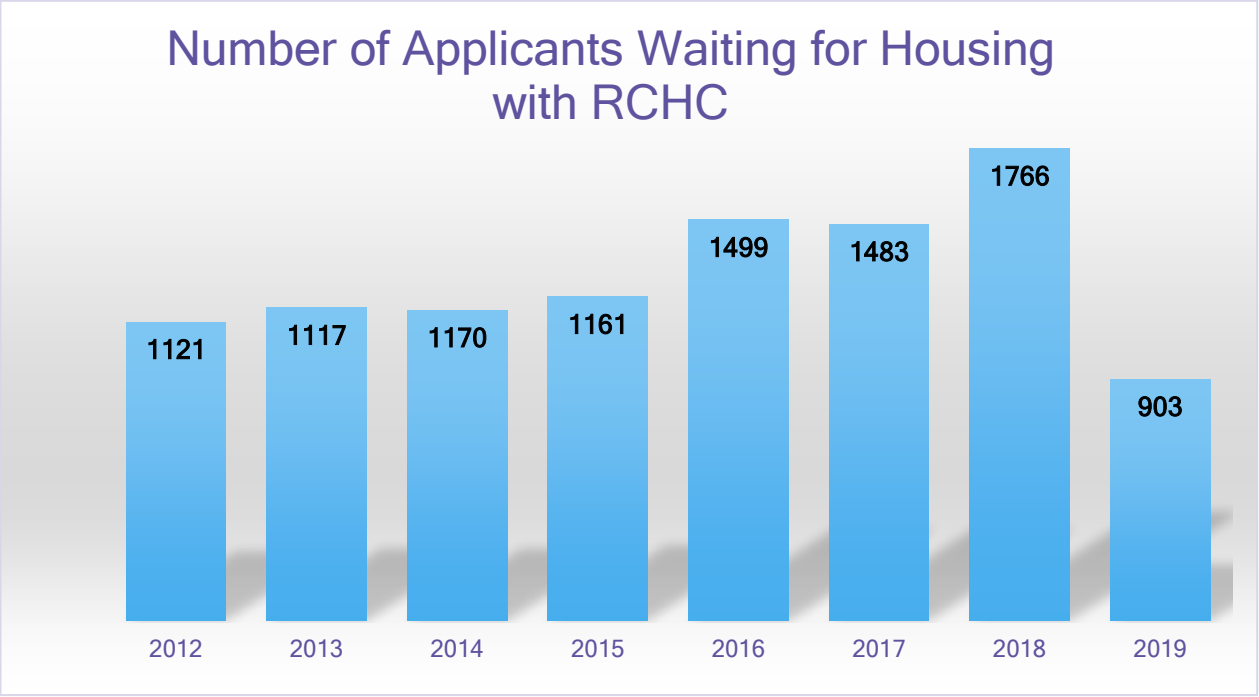

*Numbers above include applications with non-profits housing providers.

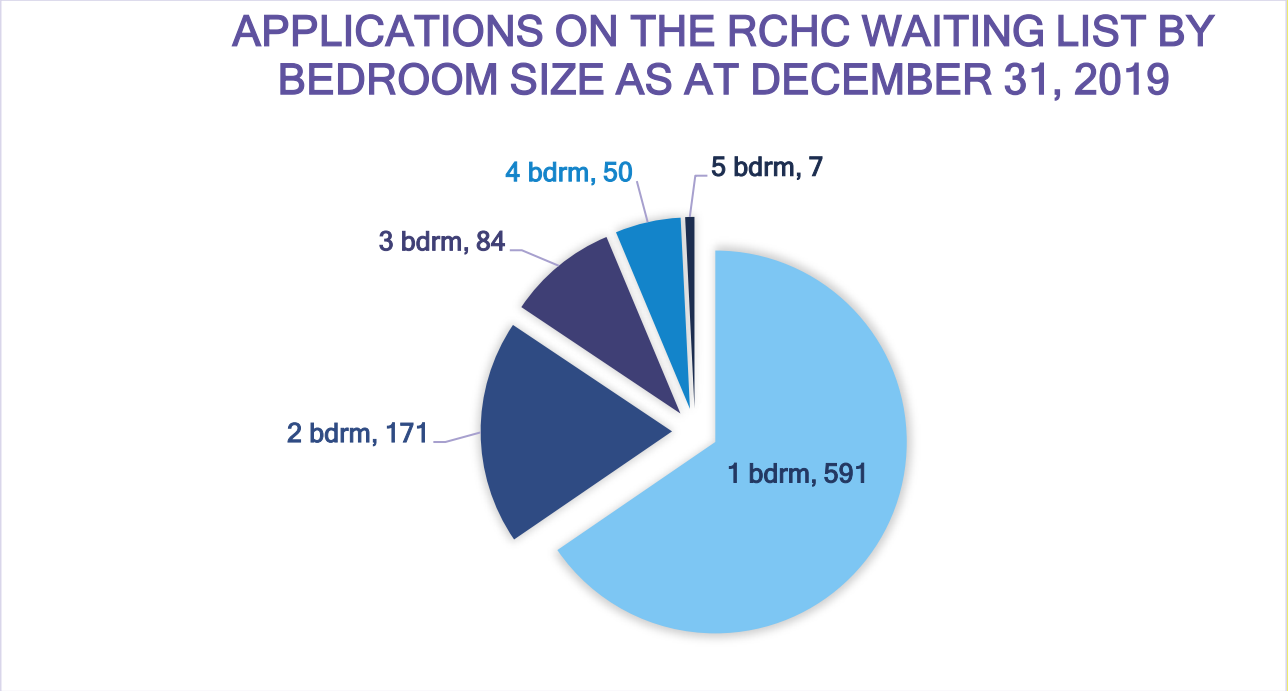

Vacancies

When a housing provider has a vacancy, which cannot be filled by an internal transfer, the provider will then turn to their chronological waiting list that has been supplied to them by the Registry.

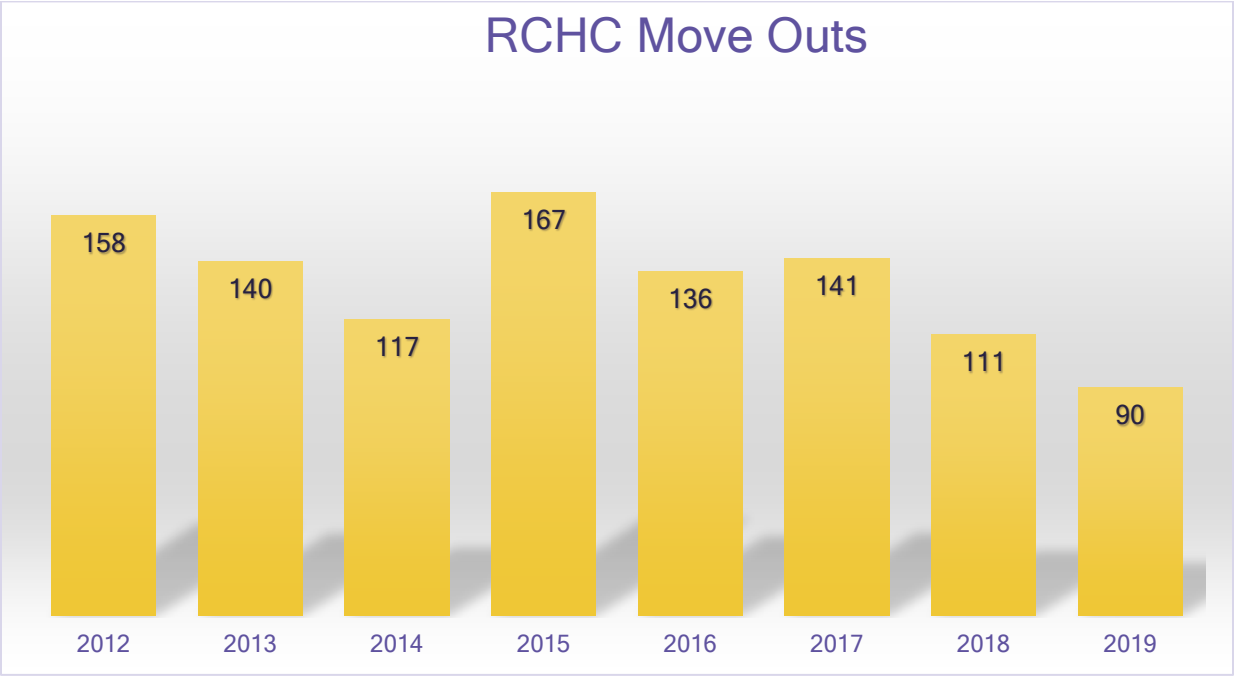

Property Management Report

Once again, the Social Housing Team was committed to the Social Housing direction of "Building a strong foundation for the future".

- Through the Community Homelessness Prevention Initiative funding, Rental Allowance Program, 163 households have been assisted. This funding allows for a rental allowance to assist with rental affordability.
- To ensure accountability, and meet the Housing Service Act requirements, the 10 Year Housing and Homelessness Plan Report Card is completed each year looking back on the previous year's activities. The Housing Report Card includes such indicators as number of new units created, updated waiting list statistics, number of new partnerships, along with local statistics. The County of Renfrew 10 year Housing and Homelessness Plan Report card was updated in August 2019.
- In 2019 the Emergency Minor Home Repair assisted 12 homeowners with Emergency Repairs allowing them to remain in their homes. This program is open to low-income homeowners who require minor home repairs that will allow for continued safe occupancy of their home.
- Collected $20,205.05 from former tenants who had arrears with RCHC.
- The Tenant Relations Coordinators (TRCs) have been working closely to build relationships with tenants, staff and community agencies in order to assist tenants maintaining their tenancy. In 2019 the TRCs provided support to tenants on approximately 1,413 occasions.
- There were 17 presentations/meetings at various social housing buildings and included items such as emergency preparedness, smoking cessation and mental health.
- Completed 95 capital jobs which included 34 Tangible Capital Assets (TCAs) and 61 non-Tangible Capital Assets (non-TCAs).
- Partnered with local municipalities in a Municipal Summer Camp Program to provide funding to children to attend a summer camp. This program proved highly successful with over 128 children taking part.
- As part of the transition of the Opeongo Non-Profit Housing Corporation to the Renfrew County Housing Corporation, staff assembled welcome packages for the tenants of Opeongo Housing Corporation and on June 7, 2019 a meet & greet bar-b-que was held for the tenants.

- Throughout 2019 fire drills were conducted in all 19 RCHC apartment buildings with 263 tenants participating.

- A Renfrew County Housing Garden Contest was held in 2019. There were 27 people who participated in the contest with winners for buildings and family homes.

- In 2019 the Human Services Integration initiative project at Renfrew County Place to integrate Ontario Works, Renfrew County Housing Corporation and Child Care Services into one area with a common counter to provide a streamlined approach to service delivery took place. During this time staff were moved into a swing space until the renovations were complete. The move into the newly retrofitted space took place in December.

- On June 11, 2019 Renfrew County Housing Corporation held its Annual Staff Meeting at the Renfrew Golf Course in Renfrew. Annual Safety Training was provided by Jamie Boal, SP Safety Solutions and a workplace presentation "Balance or Burnout", was given by Jennifer DeBruin, Author, Entrepreneur & Speaker.

2019 Annual Staff Meeting

Capital Reserve Contributions & Withdrawals

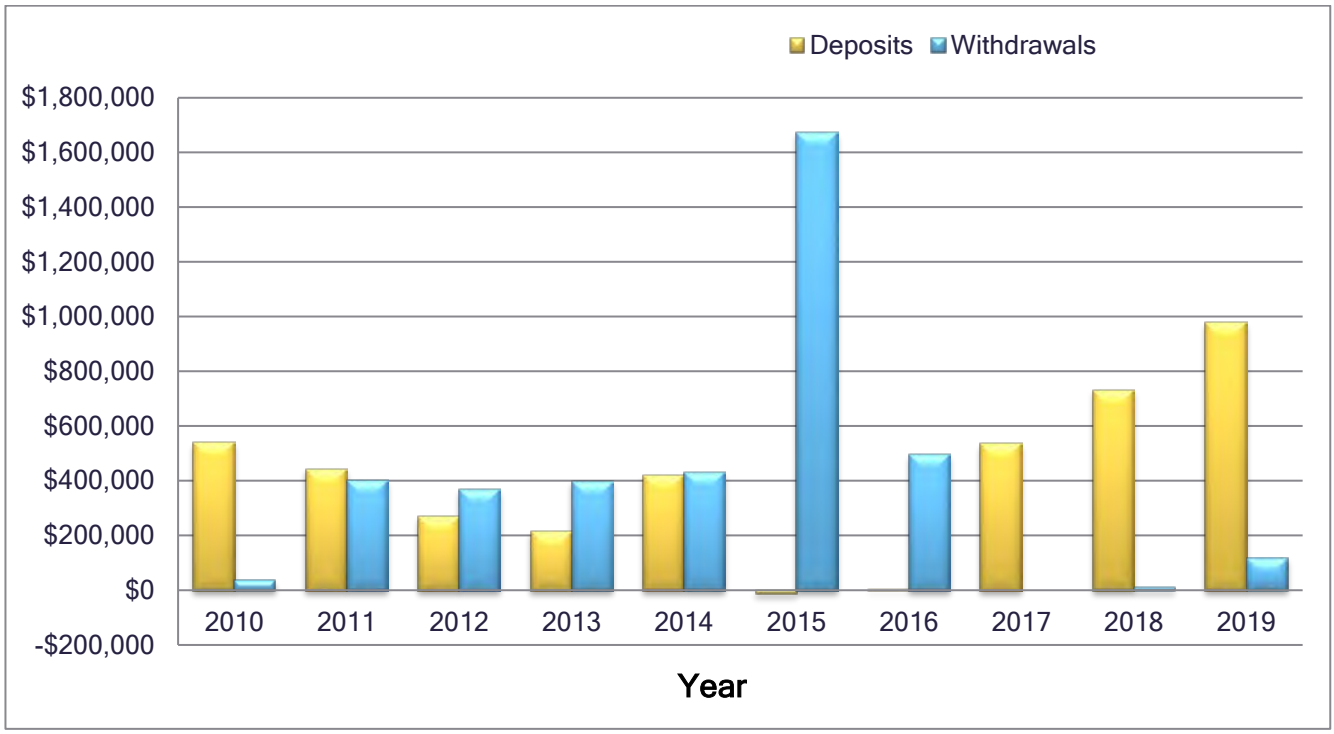

Ameresco Asset Planner

Asset Planner is a web-based software program that is intended to provide the Service Manager and housing provider with a capital planning tool to better understand the physical condition of their buildings, to improve the prioritization of capital demands, and to make informed decisions that spend capital dollars wisely.

The asset program is an enhancement to the Building Condition Assessment (BCA) implemented by the Board in 2007. In 2007, it was recommended that RCHC BCA's be performed every 3 to 5 years in order to ensure the integrity of the data.
In 2018 Building Condition Assessments were completed on all Renfrew County Housing Corporation properties as well as the six non-profit housing provider properties located in the County of Renfrew. The Building Condition Assessment will provide RCHC with updated comprehensive building deficiency information and forecasts possible future maintenance or repair requirements for all RCHC properties.

RCHC Portfolio

LOCATION	HOUSING TYPE	# of UNITS	DESCRIPTION
Pembroke			
425 Nelson	Apartment	15	One bedroom
River Rd/Mackay St	Apartment	50	49 one & 1 two
150 Elizabeth	Apartment	39	One bedroom
400 Nelson	Apartment	14	One bedroom
260 Elizabeth	Apartment	60	59 one & 1 two
435 - 481 Nelson	Row Housing	24	12 three & 12 two
1030 - 1106 Lea	Row Housing	35	11 two, 16 three, 6 four & 2 five
1110 - 1144 Lea	Row Housing	16	8 three, 6 four & 2 fives
Nelson/Fraser/Arnolds	Row Housing	29	21 two & 8 three
Bronx/Reynolds	Row Housing	30	19 three, 8 four & 3 five
172 - 202 Cecil	Duplex & 1 Single	3	3 three
204 - 242 Cecil	Duplexes	36	8 two, 18 three, 6 four & 4 five
TOTAL		351	
And Area			
Barry's Bay	Apartment	35	One bedroom
Beachburg	Apartment	12	One bedroom
Cobden	Apartment	20	One bedroom
Deep River	Apartment	24	One bedroom
Eganville	Apartment	26	One bedroom
Palmer Rapids	Apartment	21	One bedroom
TOTAL		138	
Renfrew			
Lorne Street	Apartment	12	One bedroom
Vimy Boulevard	Apartment	42	One bedroom
Hall Avenue	Apartment	89	88 one & 1 two
Moran Heights	Single	31	6 two and 25 three
Oak Crescent	Duplexes	26	6 two, 10 three, 8 four & 2 five
Airth Boulevard	Duplexes	29	8 two, 16 three, 3 four & 2 five
TOTAL		229	
Arnprior			
229/231 Albert	Apartment	24	One bedroom
8 Burwash	Apartment	54	53 one & 1 two
63 Russell	Apartment	41	One bedroom
McLachlin Heights	Singles	25	5 two & 20 three
200 Caruso Street	Row Housing	25	16 two & 9 three
26 Spruce Crescent	Row Housing	16	11 two & 5 three
	Apartment	16	One bedroom
Wilfred/Allan	Duplexes	20	10 three & 10 four
Sullivan Crescent	Duplexes	18	2 two, 10 three & 6 four
Wilfred/Edward	Duplexes	20	6 two, 10 three, 2 four & 2 five
228 Edward	Duplexes	1	3 bedroom
TOTAL		260	
RCHC TOTAL UNITS		978	

2019 Rent Supplement Portfolio

Rent Supplement Programs were developed by Ontario Housing Corporation to provide RGI housing outside the Ontario Housing Corporation's portfolio of public housing units. When the Housing Corporations were devolved to the Service Manager, so was the responsibility for the Rent Supplement Programs.

Once an RCHC applicant accepts a unit under the Rent Supplement Program, that applicant is now the tenant of that private landlord. The role of RCHC is to inform the tenant and the landlord of the RGI rent payable by the rent supplement tenant. The RCHC on a monthly basis pays the difference between the guaranteed landlord rent amount and the amount payable by the tenant. The tenant and landlord have a normal landlord / tenant relationship. The RCHC works closely with the private landlord to help ensure a successful tenancy.

Total Rent Supplement Units as at December 31, 2019 was as follows:

Location	Number of Rent Supplement Units
Arnprior	27
Beachburg	2
Deep River	1
Pembroke	14
Petawawa	5
Renfrew	22
Total Rent Supplements	**71**

Included in the above numbers are 22 rent supplement units through the Strong Communities Rent Supplement Program. This program ends in 2023.

Investment in Affordable Housing for Ontario

The Investment in Affordable Housing for Ontario program (IAH) (2014 Extension) provides funding to improve access to affordable housing. The program was extended in 2014 and ended March 31, 2020. The IAH (2014 Extension) will continue to provide Service Managers with increased flexibility and accountability, to deliver tailored programs that respond to local conditions and priorities.

Under the IAH Ontario 2014 Extension, Year 1 (2014 - 2015) Year 2 (2015-2016), Year 3 (2016-2017), Year 4 (2017 - 2018), Year 5 (2018 - 2019) and Year 6 (2019 - 2020) the County of Renfrew received the following notional allocations:

Program	Funding Available	Explanation
Year 1 – (2014-2015)		
Ontario Renovates	$225,000	Assisted 23 homeowners - completed
Housing Allowance - Shared delivery	$277,170	Expensed over the next 5 years – assisted approximately 28 applicants with a monthly housing allowance of $150/single or $250/families providing they remain eligible. Program ended March 2020.
SM Administration Fees	$26,430	
Total Funding Available	**$528,600**	
Year 2 – (2015-2016)		
Capital Component – Rental Housing	$2,000,015	
Housing Allowance – Direct Delivery	$10,500	(October 2015 – March 2019) funding of $250 per month to assist 1 family – completed
SM Administration Fees	$53,185	
Total Funding Available	**$2,063,700**	
Year 3 – (2016-2017)		
Ontario Renovates	$149,850	Assisted 17 homeowners - completed
Housing Allowance – Direct Delivery	$60,000	(April 2016 – March 2021) funding of $250 per month to assist 4 families – ongoing
SM Administration Fees	$53,150	
Total Funding Available	**$263,000**	

Program	Funding Available	Explanation
Year 4 – (2017-2018)		
Ontario Renovates	$500,000	Assisted 50 homeowners – repairs ongoing
Homeownership	$249,280	Assisted 14 new homeowners – completed
Housing Allowance – Direct Delivery	$60,000	(April 2017 – March 2022) funding of $250 per month to assist 4 families – ongoing
SM Administration Fees	$53,120	
Total Funding Available	**$862,400**	
Year 5 – (2018-2019)		
Ontario Renovates	$684,306	Assisted 64 homeowners – repairs ongoing
Homeownership	$180,850	Assisted 11 new homeowners – ongoing
Housing Allowance – Direct Delivery	$120,000	(April 2018 – March 2023) funding of $250 per month to assist 8 families – ongoing
SM Administration Fees	$52,990	
Total Funding Available	**$1,038,146**	
Year 3 – (2018-2019) – Social Infrastructure Fund		
Ontario Renovates	$483,545	Assisted 45 homeowners – repairs ongoing
SM Administration Fees	$26,065	
Total Funding Available	**$509,610**	
Year 6 – (2019-2020)		
Ontario Renovates	$359,845	Assisted 35 homeowners – repairs ongoing
Housing Allowance – Direct Delivery	$120,000	(April 2019 – March 2024) funding of $250 per month to assist 8 families – ongoing
SM Administration Fees	$25,255	
Total Funding Available	**$505,100**	

Ontario Renovates

The Ontario Renovates Program is offered as a part of the Investment in Affordable Housing for Ontario (IAH) Program funded by the Ministry of Municipal Affairs and Housing. Ontario Renovates is a program that provides financial assistance to homeowners by way of a forgivable loan to repair their home to acceptable standards while improving the energy efficiency and/or increasing accessibility of their unit. Funding is provided in the form of a 10-year, interest free forgivable loan to homeowners based on the cost of approved work items up to $10,000. In addition, funding for

accessibility repairs made to a home and/or unit up to a maximum of $3,500 is based upon the cost of approved work items, is in the form of a grant and does not require repayment. The County of Renfrew, in partnership with the Province of Ontario, continued to offer the Ontario Renovates program through Year 5 funding in order to assist homeowners to access funding for upgrades to their homes to enhance their quality of life.

Ontario Renovates total funding allocation was as follows:

	Year	Amount	Households Assisted
Year 2 – IAH Allocation	(2012 – 2013)	$214,240	24
Additional Year 2 – IAH Allocation	(February 2013)	$185,000	18
Year 3 – IAH Allocation	(2013 – 2014)	$198,823	20
Year 4 – IAH Allocation	(2014 – 2015)	$187,404	20
Year 1 – IAH Extension	(2014 – 2015)	$225,000	23
Year 2 – IAH Extension	(2015 – 2016)	$0	0
Year 3 – IAH Extension	(2016 – 2017)	$149,850	17
Year 4 – IAH Extension	(2017 – 2018)	$500,000	50
Year 5 – IAH Extension	(2018 – 2019)	$696,918.82	64
Year 3 – SIF	(2018 – 2019)	$495,235	45
Year 6 – IAH Extension	(2019 – 2020)	$359,845	35

As of December 31, 2019, a total of 316 homeowners received assistance through the Ontario Renovates Program. To date, RCHC has been reimbursed $159,869.89 in repayments and reinvested $20,138.80 back into the program.

The following table shows the number of homeowners assisted through the Ontario Renovates Program up to December 31, 2019:

Ontario Renovates Recipients as of December 31, 2019 by Municipality			
Township of Admaston/Bromley	10	Township of Laurentian Valley	21
Town of Arnprior	12	Town of Laurentian Hills	4
Township of Bonnechere Valley	47	Township of Madawaska Valley	26
Township of Brudenell, Lyndoch & Raglan	5	Township of McNab/Braeside	8
Town of Deep River	11	North Algona, Wilberforce Township	16
Township of Greater Madawaska	6	City of Pembroke	33
Township of Head, Clara & Maria	1	Town of Petawawa	5
Township of Horton	12	Town of Renfrew	46
Township of Killaloe, Hagarty & Richards	25	Township of Whitewater Region	28
Total recipients to December 31, 2019 = 316			

Completed Ontario Renovates Projects

Before

After

Homeownership

The Homeownership Program is offered as a part of the Investment in Affordable Housing for Ontario (IAH) Program funded by the Ministry of Municipal Affairs and Housing. Homeownership is a program that provides up to 10 per cent assistance to low and moderate-income households to help with the purchase of a home in the County of Renfrew. Funding is provided in the form of a 20-year mortgage and will be registered on title.

Homeownership total funding allocation was as follows:

	Year	Amount	Households Assisted
Year 1 – AHP Extension	2009	$176,113	22
Year 2 – AHP Extension	2010	$86,290	6
Year 4 – IAH Extension	(2017 – 2018)	$249,280	14
Year 5 – IAH Extension	(2018 – 2019)	$180,850	11

As of December 31, 2019, 53 new homeowners received assistance through the Homeownership Program. To date, RCHC has been reimbursed $168,251.05 in repayments and reinvested $1,630.00 back into the program.

The following table shows the number of new homeowners assisted through the Homeownership Program up to December 31, 2019:

Homeownership Recipients as of December 31, 2019 - by Municipality			
Township of Admaston/Bromley	1	Township of Laurentian Valley	3
Town of Arnprior	1	Town of Laurentian Hills	3
Township of Bonnechere Valley	1	Township of Madawaska Valley	2
Township of Brudenell, Lyndoch & Raglan	0	Township of McNab/Braeside	1
Town of Deep River	9	North Algona, Wilberforce Township	0
Township of Greater Madawaska	2	City of Pembroke	12
Township of Head, Clara & Maria	0	Town of Petawawa	3
Township of Horton	0	Town of Renfrew	10
Township of Killaloe, Hagarty & Richards	1	Township of Whitewater Region	4
Total recipients to December 31, 2019 = 53			

The programs have been very successful with positive feedback from those participating in the programs.

"I cannot express just how excited, grateful and appreciative I am!! You literally have made my year!"

"Thank you so much for all your help. You are both caring and professional. What a great, warm Christmas with my furnace."

"I'm in the house and loving it. Thank you so much for all your help! I really appreciate it!"

Canada-Ontario Community Housing Initiative (COCHI) & Ontario Priorities Housing Initiative (OPHI)

The Community Housing Renewal Strategy will help Ontarians be more connected to housing assistance and supports that better meet their needs, live in safer and well-maintained buildings, find housing more easily, and have more opportunities to participate in the economy and their community.

COCHI funding represents a re-investment of federal funding that has been declining under the Canada-Ontario Social Housing Agreement. It provides an opportunity for Service Managers and housing providers to address the challenges associated with projects reaching the end of their operating agreements and/or mortgages maturity. The Province recognizes the significant challenges that Service Managers face in maintaining this important supply of community housing.

OPHI is modelled after similar, previous affordable housing programs, with the most recent being the Investment in Affordable Housing Program Extension (IAH-E). There are a number of additional features in this program, including the addition of a support service component and the eligibility of social housing under Ontario Renovates.

Under the Canada-Ontario Community Housing Initiative, Year 1 (2019-2020) and Ontario Priorities Housing Initiative, Year 1 (2019-2020) the County of Renfrew received the following notional allocations:

Program	Funding Available	Explanation
Year 1 – (2019-2020) COCHI		
Capital Component – Repair	$87,394.30	Designated Substance Testing in various Non Profit Housing Provider building and Renfrew County Housing Corporation buildings (ongoing)
SM Administration Fees	$4,599.70	
Total Funding Available	**$91,994.00**	
Year 1 – (2019-2020) OPHI		
Capital Component – Ontario Renovates	$776,530.00	Various repairs to the Non Profit Housing Providers buildings and Renfrew County Housing Corporation buildings (ongoing)
SM Administration Fees	$40,870.00	
Total Funding Available	**$817,400.00**	

Community Homelessness Prevention Initiative (CHPI)

The Community Homelessness Prevention Initiative (CHPI) aims to prevent, address and reduce homelessness by improving access to adequate, suitable and affordable housing that is linked to flexible support services based on people's needs. CHPI is the result of the consolidation of funding from five provincial homelessness-related programs.

The Province has established seven principles for the CHPI. These principles are:

1. Housing First
2. People Centered
3. Partnership Based
4. Locally Driven
5. Inclusive
6. Fiscally Responsible
7. Outcome-Focused

Homelessness Prevention Program (HPP)

The Province also identified two key outcomes for the CHPI, which will measure performance and ensure accountability:

a) People experiencing homelessness obtain and retain housing; and,

b) People at risk of homelessness remain housed.

The Homelessness Prevention Programs (HPP) vision is the reduction and prevention of homelessness in communities throughout the County of Renfrew. The objectives to end homelessness are to develop a service system that will suit the specific needs of the people of Renfrew County. The Homelessness Prevention Program supports the prevention of homelessness by assisting with financial support for low-income households at imminent risk of eviction or utility disconnection. Individuals/families who meet the eligibility criteria are eligible to receive funds through HPP once every rolling 24 months at a maximum of $1,000. In 2019, we assisted 528 households with this program.

Rental Allowance Program

The CHPI Rental Allowance Program is a monthly supplement paid to the landlord on behalf of a household in need of rental assistance; $275/month for single or couples with no dependents or $375/month for families, or sole support parents with children. This supplement is meant to bridge the gap between affordable rent and the actual market rent charged by the landlord. The County of Renfrew is committed to ensuring that the residences of Renfrew County have access to safe and affordable housing. The program has a maximum three-year life span all applicants must remove their name from the Social Housing Registry. In 2019, we have successfully assisted 163 households with this program.

Emergency Minor Home Repair Program

Emergency Minor Home Repair Program is open to low-income homeowners who require minor home repairs that will allow for continued safe occupancy of their home. This grant is available for eligible homeowners who are at risk of being homeless this includes renovations to make their home more accessible, furnace replacement, electrical repairs and other health and safety issues. The household income must not exceed $60,000 and the Municipal Property Assessment Corporation Tax Assessment (MPAC) value of the home must be at or below $175,000.

The Emergency Minor Home Repair is provided in the form of a one-time grant up to the amount of $5,000. Approved Projects are paid directly to the contractor. Participants must plan to remain in their home for at least five years and must be able to confirm they have exhausted all other funding sources available for home repairs. In 2019 the Emergency Minor Home Repair has successfully assisted 12 homeowners with Emergency Repairs allowing them to remain in their homes.

Upcoming in 2020

Simplified Calculation of Rent-Geared-to-Income (RGI) Assistance

On April 17, 2019, the Province of Ontario released the Community Housing Renewal Strategy. On September 23, 2019, in support of the Community Housing Renewal Strategy, regulatory amendments were introduced that will impact RGI program administration. On July 1, 2020 Ontario Regulation (O. Reg) 298/01 is being revoked and replaced with O. Reg 316/19 that will make changes to how RGI is calculated. The new simplified regulation will be in-force on July 1, 2020. However, Service Managers may choose an implementation date of either July 1, 2020 or July 1, 2021, at their discretion. The Renfrew County Housing Corporation has chosen July 1, 2020 as the implementation date.

One Offer of Housing

Also included in the Community Housing Renewal Strategy is the client loss of eligibility for social housing if the household refuses an offer of housing of their preferred choice and where the unit meets the Service Manager's occupancy standards. Currently, people applying for housing can refuse an offer three times and still stay at the top of the waiting list. By January 1, 2020 tenants will prioritize their housing choice and must accept the first unit they are offered. Exceptions for extenuating circumstances can be made, for example if the applicant is in the hospital. The Renfrew County Housing Corporation will begin implementing in 2020.

Service Delivery Improvement Project

In 2019 the County of Renfrew launched a new initiative entitled the Service Delivery Improvement Project (SDIP). The goal of the SDIP was to effectively respond to the changing political and funding environment that required the Corporation to seek and/or initiate efficiencies across all Divisions. The largest transformation project is the renovation of the County Administration Building. This renovation will create new working areas for several departments, including some relocating of the Renfrew County Housing Corporation offices.

Canada-Ontario Housing Benefit

A new housing allowance program will be launching on April 1, 2020. The Canada-Ontario Housing Benefit (COHB) is a federal-provincial housing program. The purpose of the COHB program is to increase the affordability of rental housing by providing a portable housing benefit payment directly to eligible households in housing need that are on the social housing waitlist. This gives another option to households eligible for rent-geared-to-income assistance. The COHB is primarily intended to support vulnerable individuals and households in housing need including; survivors of domestic violence, persons experiencing or at-risk of homelessness, seniors and people with disabilities.

On-Line RGI Application

Currently applicants apply for rent-geared-to-income housing by completing a paper application. In 2020 applicants will be able to find the Social Housing Application online where they can apply, update and check their status at https://www.socialhousingapplication.com. The application will automatically appear on the RCHC Rent Café Dashboard. Paper applications will continue to be available.

Financial Statements of

RENFREW COUNTY HOUSING CORPORATION

Year ended December 31, 2019

MANAGEMENT REPORT

Management's Responsibility for the Financial Statements

The accompanying financial statements for the Renfrew County Housing Corporation are the responsibility of management and have been prepared in compliance with legislation, and in accordance with generally accepted accounting principles established by the Public Sector Accounting Board of the Chartered Professional Accountants of Canada.

A summary of the significant accounting policies are described in Note 1 to the financial statements. The preparation of the financial statements necessarily involves the use of estimates based on management's judgment, particularly when transactions affecting the current accounting period cannot be finalized with certainty until future periods.

The Renfrew County Housing Corporation's management maintains a system of internal controls designed to provide reasonable assurance that assets are safeguarded, transactions are properly authorized and recorded in compliance with legislative and regulatory requirements, and reliable financial information is available on a timely basis for preparation of the financial statements. These systems are monitored and evaluated by management.

The Board of Directors meets with management and the external auditors to review the financial statements and discuss any significant financial reporting or internal control matters prior to their approval of the financial statements.

The financial statements have been audited by Scott Rosien Black & Locke, independent external auditors appointed by the Board of Directors. The accompanying Auditors' Report outlines their responsibilities, the scope of their examination and their opinion on the Renfrew County Housing Corporation's financial statements.

Paul Moreau
Chief Executive Officer
August 12, 2020

Jeffrey Foss, CPA, CMA, CMO
Director of Finance/Treasurer
August 12, 2020

Scott Rosien
Black & Locke
CHARTERED PROFESSIONAL ACCOUNTANTS

T: 613-735-3981
F: 613-732-3829
E: info@srblaccountants.com
545 Pembroke Street West
Pembroke ON K8A 5P2

David M. Scott, CPA, CA
Donald W. Rosien, CPA, CA
Karen I. Black, CPA, CA
Roger A. Locke, CPA, CA
scottrosienblacklockeaccountants.com

INDEPENDENT AUDITORS' REPORT

To the Members of the Board of Directors of Renfrew County Housing Corporation

Opinion

We have audited the financial statements of Renfrew County Housing Corporation (the Corporation), which comprise the statement of financial position as at December 31, 2019, and the statements of operations and accumulated surplus, change in net financial assets (debt) and cash flows for the year then ended, and notes to the financial statements, including a summary of significant accounting policies.

In our opinion, the accompanying financial statements present fairly, in all material respects, the financial position of the Renfrew County Housing Corporation as at December 31, 2019, and the results of its operations, change in net financial assets (debt) and its cash flows for the year then ended in accordance with Canadian public sector accounting standards.

Basis for Opinion

We conducted our audit in accordance with Canadian generally accepted auditing standards. Our responsibilities under those standards are further described in the Auditor's Responsibilities for the Audit of the Financial Statements section of our report. We are independent of the Corporation in accordance with the ethical requirements that are relevant to our audit of the financial statements in Canada, and we have fulfilled our other ethical responsibilities in accordance with these requirements. We believe that the audit evidence we have obtained is sufficient and appropriate to provide a basis for our opinion.

Responsibilities of Management and Those Charged with Governance for the Financial Statements

Management is responsible for the preparation and fair presentation of the financial statements in accordance with Canadian public sector accounting standards and for such internal control as management determines is necessary to enable the preparation of financial statements that are free from material misstatement, whether due to fraud or error.

In preparing the financial statements, management is responsible for assessing the Corporation's ability to continue as a going concern, disclosing, as applicable, matters related to going concern and using the going concern basis of accounting unless management either intends to liquidate the Corporation or to cease operations, or has no realistic alternative but to do so.

Those charged with governance are responsible for overseeing the Corporation's financial reporting process.

Auditor's Responsibilities for the Audit of the Financial Statements

Our objectives are to obtain reasonable assurance about whether the financial statements as a whole are free from material misstatement, whether due to fraud or error, and to issue an auditor's report that includes our opinion. Reasonable assurance is a high level of assurance, but is not a guarantee that an audit conducted in accordance with Canadian generally accepted auditing standards will always detect a material misstatement when it exists. Misstatements can arise from fraud or error and are considered material if, individually or in the aggregate, they could reasonably be expected to influence the economic decisions of users taken on the basis of these financial statements.

As part of an audit in accordance with Canadian generally accepted auditing standards, we exercise professional judgment and maintain professional skepticism throughout the audit.

We also:

- Identify and assess the risks of material misstatement of the financial statements, whether due to fraud or error, design and perform audit procedures responsive to those risks, and obtain audit evidence that is sufficient and appropriate to provide a basis for our opinion. The risk of not detecting a material misstatement resulting from fraud is higher than for one resulting from error, as fraud may involve collusion, forgery, intentional omissions, misrepresentations, or the override of internal control.
- Obtain an understanding of internal control relevant to the audit in order to design audit procedures that are appropriate in the circumstances, but not for the purpose of expressing an opinion on the effectiveness of the Corporation's internal control.
- Evaluate the appropriateness of accounting policies used and the reasonableness of accounting estimates and related disclosures made by management.
- Conclude on the appropriateness of management's use of the going concern basis of accounting and, based on the audit evidence obtained, whether a material uncertainty exists related to events or conditions that may cast significant doubt on the Corporation's ability to continue as a going concern. If we conclude that a material uncertainty exists, we are required to draw attention in our auditor's report to the related disclosures in the financial statements or, if such disclosures are inadequate, to modify our opinion. Our conclusions are based on the audit evidence obtained up to the date of our auditor's report. However, future events or conditions may cause the Corporation to cease to continue as a going concern.
- Evaluate the overall presentation, structure and content of the financial statements, including the disclosures, and whether the financial statements represent the underlying transactions and events in a manner that achieves fair presentation.

We communicate with those charged with governance regarding, among other matters, the planned scope and timing of the audit and significant audit findings, including any significant deficiencies in internal control that we identify during our audit.

Scott Rosien Black + Locke

Chartered Professional Accountants
Licensed Public Accountants

Pembroke, Ontario
August 12, 2020

RENFREW COUNTY HOUSING CORPORATION

Statement of Financial Position

Year ended December 31, 2019, with comparative figures for 2018

	2019	2018
Financial Assets		
Current assets:		
Cash	$ 2,802,237	$ 2,166,309
Investments (note 2)	200,554	200,554
Accounts receivable (note 3)	567,855	330,608
	3,570,646	2,697,471
Financial Liabilities		
Current liabilities:		
Accounts payable and accrued liabilities	1,239,638	1,213,771
Deferred revenue	85,836	72,658
Accrued interest on long-term debt	3,004	3,543
Post-employment benefits (note 4)	173,397	207,567
Current portion of long-term debt (note 5)	244,596	304,918
	1,746,471	1,802,457
Long-term debt (note 5)	1,137,854	1,316,104
Total Liabilities	2,884,325	3,118,561
Net Financial Assets (Debt)	686,321	(421,090)
Non-Financial Assets		
Tangible capital assets (note 6)	15,393,625	15,352,271
Prepaid expenses	181,940	157,491
	15,575,565	15,509,762
Accumulated Surplus (note 8)	$ 16,261,886	$ 15,088,672

Commitments (note 9)
Contingent liabilities (note 10)

The accompanying notes are an integral part of these financial statements.

On Behalf of the Board:

_____ Director

_____ Director

RENFREW COUNTY HOUSING CORPORATION

Statement of Operations and Accumulated Surplus

Year ended December 31, 2019, with comparative figures for 2018

	2019 Budget (note 12)	2019 Actual	2018 Actual
REVENUES:			
Rental and miscellaneous recoveries	$ 4,215,946	$ 4,644,899	$ 4,264,665
Rental Support - Province of Ontario	1,010,047	1,010,047	1,009,834
Municipal Support - County of Renfrew/ City of Pembroke	8,613,399	8,418,642	7,937,383
Interest	25,000	68,783	40,618
Total revenues	13,864,392	14,142,371	13,252,500
EXPENDITURES:			
Salaries	1,876,943	1,843,655	1,791,822
Employee benefits	460,511	393,382	390,475
Project administration	1,170,971	1,120,171	1,067,709
Heat, light and power	1,206,000	1,091,182	1,087,087
Repairs and maintenance	1,903,864	1,647,670	1,708,117
Municipal taxes and water	2,229,401	2,291,035	2,182,628
Interest	1,055,811	1,048,272	1,063,900
Rent support	2,165,386	2,200,560	2,054,820
Amortization of tangible capital assets	994,000	1,038,500	989,319
Rent waivers and bad debts	223,324	239,880	229,535
Loss on disposal of tangible capital assets	-	54,850	17,434
Total expenditures	13,286,211	12,969,157	12,582,846
Annual surplus	578,181	1,173,214	669,654
Accumulated surplus, beginning of year	15,088,672	15,088,672	14,419,018
Accumulated surplus, end of year	**$ 15,666,853**	**$ 16,261,886**	**$ 15,088,672**

The accompanying notes are an integral part of these financial statements.

RENFREW COUNTY HOUSING CORPORATION

Statement of Change in Net Financial Assets (Debt)

Year ended December 31, 2019, with comparative figures for 2018

	2019 Budget (note 12)	2019 Actual	2018 Actual
Annual surplus	$ 578,181	$ 1,173,214	$ 669,654
Amortization of tangible capital assets	994,000	1,038,500	989,319
Acquisition of tangible capital assets	(1,457,329)	(1,134,704)	(732,158)
Loss on disposal of tangible capital assets	-	54,850	17,434
Acquisition of prepaid expenses	-	(24,449)	(7,476)
Increase in net financial assets	**114,852**	**1,107,411**	**936,773**
Net financial debt, beginning of year	**(421,090)**	**(421,090)**	**(1,357,863)**
Net financial assets (debt), end of year	**$ (306,238)**	**$ 686,321**	**$ (421,090)**

The accompanying notes are an integral part of these financial statements.

RENFREW COUNTY HOUSING CORPORATION

Statement of Cash Flows

Year ended December 31, 2019, with comparative figures for 2018

	2019	2018
OPERATIONS		
Annual surplus	$ 1,173,214	$ 669,654
Non-cash charges to operations:		
Amortization of tangible capital assets	1,038,500	989,319
Loss on disposal of tangible capital assets	54,850	17,434
Uses:		
Increase in accounts receivable	(237,247)	-
Increase in prepaid expenses	(24,449)	(7,476)
Decrease in accounts payable and accrued liabilities	-	(360,560)
Decrease in accrued interest on long-term debt	(539)	(1,979)
Decrease in post-employment benefits	(34,170)	-
Total Uses	(296,405)	(370,015)
Sources:		
Decrease in accounts receivable	-	1,263,187
Increase in accounts payable and accrued liabilities	25,867	-
Increase in deferred revenue	13,178	14,694
Increase in post-employment benefits	-	5,694
Total Sources	39,045	1,283,575
Increase in Cash from Operations	**2,009,204**	2,589,967
CAPITAL		
Acquisition of tangible capital assets	(1,134,704)	(732,158)
Total Capital	(1,134,704)	(732,158)
FINANCING		
Principal repayment	(238,572)	(227,176)
Total Financing	(238,572)	(227,176)
Increase in cash	**635,928**	**1,630,633**
Cash, beginning of year	**2,366,863**	**736,230**
Cash, end of year	**$ 3,002,791**	**$ 2,366,863**
Cash represented by:		
Cash	$ 2,802,237	$ 2,166,309
Investments	200,554	200,554
	$ 3,002,791	$ 2,366,863

The accompanying notes are an integral part of these financial statements.

Renfrew County Housing Corporation was incorporated on December 14, 2000 under the Ontario Business Corporations Act. The Corporation administers social housing units in the County of Renfrew. These financial statements present the financial position and results of operation of Renfrew County Housing Corporation, which is exempt from income taxes, provided certain requirements of the Income Tax Act are met.

1. Significant accounting policies:

These financial statements have been prepared by management in accordance with Canadian public sector accounting standards established by the Public Sector Accounting Board of the Chartered Professional Accountants of Canada. Significant accounting policies adopted by Renfrew County Housing Corporation are as follows:

(a) Basis of accounting:

Renfrew County Housing Corporation follows the accrual method of accounting for revenue and expenses. Revenues are normally recognized in the year in which they are earned and measurable. Expenses are recognized as they are incurred and measurable as a result of receipt of goods or services and/or the creation of a legal obligation to pay.

(b) Funding arrangements:

Renfrew County Housing Corporation's rent geared to income program is funded primarily by the Corporation of the County of Renfrew as a Consolidated Municipal Service Manager (the "Service Manager"), in accordance with arrangements established by the Ministry of Municipal Affairs and Housing and the Corporation of the County of Renfrew. These financial statements reflect agreed arrangements approved by the Corporation of the County of Renfrew with respect to the year ended December 31, 2019.

(c) Rental support - Province of Ontario:

The rent geared to income program operation subsidy is recognized based on the approved fiscal allocation by the Service Manager, and adjusted for estimated recoveries based on actual expenses incurred during the year. Subsidies may be adjusted by the Service Manager based on an annual reconciliation performed subsequent to year end. Any further adjustments will be recorded in the year of Service Manager approval.

(d) Revenue recognition:

Property rental income, contributions and other revenues are recognized as revenue on an accrual basis. Housing property rental revenue is recognized over the rental period once the tenant commences occupancy, rent is due and collection is assured.

(e) Use of estimates:

The preparation of financial statements in conformity with Canadian public sector accounting standards requires management to make estimates and assumptions which affect the reported amounts of assets and liabilities and disclosure of contingent assets and liabilities at the date of the financial statements and the reported amounts of revenues

1. Significant accounting policies (continued):

and expenditures for the year. These estimates and assumptions, including such areas as employee benefits and amortization rates of tangible capital assets, are based on management's best information and judgment and may differ significantly based on actual results.

(f) Non-financial assets:

Non-financial assets are not available to discharge existing liabilities and are held for use in the provision of services. They have useful lives extending beyond the current year and are not intended for sale in the ordinary course of operations.

(i) Tangible capital assets:

Tangible capital assets are recorded at cost, which includes all amounts that are directly attributable to acquisition, construction, development or betterment of the asset. The cost, less residual value, of the tangible capital assets is amortized on a straight-line basis over their estimated useful lives as follows:

	Estimated useful life
Land improvements	20 to 25 years
Buildings	25 to 60 years
Machinery and equipment	5 to 25 years
Vehicles	4 to 20 years

Leasehold improvements are amortized on a straight-line basis over the current lease term plus one subsequent lease term.

Annual amortization is charged in the year of acquisition and in the year of disposal. Assets under construction are not amortized until the asset is available for productive use.

(ii) Contribution of tangible capital assets:

Tangible capital assets received as contributions are recorded at their fair value at the date of receipt, and that fair value is also recorded as revenue. Similarly, transfers of assets to third parties are recorded as an expense equal to the net book value of the asset as of the date of the transfer.

1. Significant accounting policies (continued):

(g) Deferred revenue:

Deferred revenue represents rents and user charges which have been collected but for which the related services have yet to be performed. These amounts will be recognized as revenues in the fiscal year the services are performed.

(h) Cash:

The Renfrew County Housing Corporation considers cash to be highly liquid investments with original maturities of three months or less.

(i) Employee benefit plan:

The contributions to a multi-employer, defined benefit pension plan are expensed when contributions are due.

The costs of post-employment benefits, other than those included in Note 4, are recognized when the event that obligates the Corporation occurs.

(j) Liabilities for contaminated sites:

The liability for remediation of contaminated sites will be recognized when an environmental standard exists, the contamination exceeds the environmental standard, the Corporation is directly responsible for the remediation of the contaminated site, and a reasonable estimate of the amount can be made.

(k) Financial instruments:

Financial instruments are recorded at fair value on initial recognition. Derivative instruments and equity instruments that are quoted in an active market are reported at fair value. All other financial instruments are subsequently recorded at cost or amortized cost unless management has elected to carry the instruments at fair value.

All financial assets are assessed for impairment on an annual basis. When a decline is determined to be other than temporary, the amount of the loss is reported in the statement of operations.

1. Significant accounting policies (continued):

(l) Government transfers:

Government transfers are the transfer of monetary assets or tangible capital assets from other levels of government that are not the result of an exchange transaction and for which there is no expectation of repayment or direct financial return to the transferor in the future.

The Corporation receives government transfers from provincial and municipal governments to fund operating and capital expenditures. These transfers to the Corporation are recognized as revenues when the transfers are authorized and all of the eligibility criteria, if any, have been met, except when and to the extent that the transfer gives rise to an obligation that meets the definition of a liability for the recipient. Prior to that time, any amounts received, along with restricted interest thereon are recorded as deferred revenue.

2. Investments:

Investments are stated at cost plus accrued interest and are comprised of the following:

	2019	2018
Canadian Western Bank GIC (November 18/20 - 2.35%)	$ 200,554	$ 200,554
	$ 200,554	$ 200,554

3. Accounts receivable:

	2019	2018
Federal Government (HST)	$ 311,102	$ 267,645
Tenant	75,556	53,088
Miscellaneous	50,744	9,875
County of Renfrew	130,453	-
	$ 567,855	$ 330,608

4. Post employment benefits:

		2019		2018
Sick leave benefits	$	171,676	$	206,361
Workplace Safety and Insurance Board obligations		1,721		1,206
	$	173,397	$	207,567

(a) Under the sick leave benefit plan, unused sick leave can accumulate and employees may become entitled to a cash payment when they leave the corporation's employment.

The liability for these accumulated days, to the extent that they have vested and could be taken in cash by an employee on termination, amounted to $171,676 $ (2018 – $206,361) at the end of the year.

(b) The Corporation is a Schedule 2 employer under the Workplace Safety and Insurance Board Act and, as such, has assumed the liability for any costs awarded under the Workplace Safety and Insurance Board Act. An independent actuarial evaluation undertaken in 2018 determined that the liability for present and future awards is $1,721 as at December 31, 2019.

Actuarial gains and losses are expensed immediately in the fiscal year that they arise.

The significant actuarial assumptions adopted in estimating the Corporation's accrued benefit obligation for WSIB claims include a discount rate of 3.75% and an inflation rate of 2.5%.

Information with respect to the Corporation's Workplace Safety and Insurance Board future payments is as follow:

		2019		2018
Accrued benefit liability, beginning of year	$	1,206	$	11,372
Expense recognized for the period		2,807		5,965
Benefits paid for the period		(2,292)		-
Actuarial gain recognized		-		(16,131)
	$	1,721	$	1,206

5. Long-term debt:

	2019	2018
1.96% Mortgage, payable $4,480 monthly, including principal and interest, maturing March 1, 2021	$ 66,345	$ 118,145
2.60% Mortgage, payable $10,349 monthly, including principal and interest, maturing June 1, 2028	946,729	1,045,050
2.61% Mortgage, payable $8,274 monthly, including principal and interest, maturing November 1, 2023	369,376	457,827
	1,382,450	1,621,022
Current portion of long-term debt	244,596	304,918
	$ 1,137,854	$ 1,316,104

The 1.96% mortgage is secured by a first charge on the land and building located at 63 Russell Street, Arnprior with a carrying value of $642,978.

The 2.60% mortgage is secured by a first charge on the land and building located at 26 Spruce Street, Arnprior with a carrying value of $1,162,567.

The 2.61% mortgage is secured by a first charge on the land and building located at 200 Caruso Street, Arnprior with a carrying value of $885,363.

The aggregate maturities on the long-term debt for the next five years subsequent to December 31, 2019 are as follows: 2020 - $244,596; 2021 - $210,103; 2022 - $201,849; 2023 - $198,862 and 2024 - $111,871.

RENFREW COUNTY HOUSING CORPORATION

Notes to the Financial Statements, continued

Year ended December 31, 2019

6. Tangible capital assets:

	Land	Land Improvements	Buildings	Machinery and Equipment	Vehicles	Assets under Construction	2019	2018
Cost								
Balance, beginning of year	$ 1,908,419	$ 2,591,211	$ 32,373,130	$ 788,994	$ 491,510	$ 63,968	$ 38,217,232	$ 37,525,972
Additions during the year	-	88,737	944,758	159,941	-	(58,732)	1,134,704	732,158
Disposals during the year	-	(13,600)	(180,303)	-	-	-	(193,903)	(40,898)
Balance, end of year	1,908,419	2,666,348	33,137,585	948,935	491,510	5,236	39,158,033	38,217,232
Accumulated amortization								
Balance, beginning of year	-	1,373,638	20,952,898	285,790	252,635	-	22,864,961	21,899,106
Amortization during the year	-	83,135	844,411	62,250	48,704	-	1,038,500	989,319
Accumulated amortization on disposals	-	(13,600)	(125,453)	-	-	-	(139,053)	(23,464)
Balance, end of year	-	1,443,173	21,671,856	348,040	301,339	-	23,764,408	22,864,961
Net book value of tangible capital assets	$ 1,908,419	$ 1,223,175	$ 11,465,729	$ 600,895	$ 190,171	$ 5,236	$ 15,393,625	$ 15,352,271

Assets under construction having a value of $5,236 (2018 - $63,968) have not been amortized. Amortization of these assets will commence when the asset is put into service.

7. Pension agreement:

The Renfrew County Housing Corporation, on behalf of its eligible employees, is a participant in the Ontario Municipal Employees Retirement System (OMERS). OMERS is a defined benefit pension plan, fully funded by equal contributions from participating employers and employees, and by the investment earnings of the OMERS Fund. OMERS pensions are calculated using a defined benefit formula, taking into account length of service and average annual wage that is designed to integrate with the pension payable from the Canada Pension Plan.

As OMERS is a multi-employer pension plan, the Renfrew County Housing Corporation does not recognize any share of the pension plan surplus of $1.531 billion (2018 - $2.7 million deficit) based on the total fair market value of the plan's assets, as this is a joint responsibility of all Ontario municipalities and their employees.

The amount contributed to OMERS for 2019 was $152,901 (2018 - $158,729) for current service and is included as an expenditure on the statement of operations. At December 31, 2019 there is no liability for past service under this agreement.

8. Accumulated surplus:

	2019	2018
Accumulated surplus comprised of:		
Reserves - Current	$ 198,484	$ 198,484
Reserves - Capital	2,225,624	1,366,506
Tangible capital assets	15,393,625	15,352,271
Long-term debt	(1,382,450)	(1,621,022)
Post-employment benefits	(173,397)	(207,567)
Accumulated Surplus	$ 16,261,886	$ 15,088,672

9. Commitments:

(a) The Corporation leases premises under the terms of operating leases in Arnprior, Renfrew and Pembroke, Ontario which expire in accordance with the schedule below. The office space in Arnprior and Renfrew is leased from the Corporation of the County of Renfrew.

	Arnprior	Renfrew	Pembroke	Total
Expires:	February 25/38	August 31/22	March 31/23	
Minimum annual rental payable including Harmonized Sales Taxes:				
December 31, 2020	76,567	99,257	37,294	213,118
December 31, 2021	76,567	101,738	38,044	216,349
December 31, 2022	76,567	68,947	38,801	184,315
December 31, 2023	76,567	-	9,748	86,315
December 31, 2024	76,567	-	-	76,567
	$ 382,835	$ 269,942	$ 123,887	$ 776,664

(b) The Corporation has entered into a long-term service agreement with the Ontario Clean Water Agency that ends in February 2025. The Corporation is committed to the following payments:

2020	$ 48,171
2021	48,306
2022	48,306
2023	48,306
2024	48,306
2025	8,051
	$ 249,446

(c) The Corporation has entered into contracts for snow removal at its facilities for the winter season of 2019-2020. At December 31, 2019, the unpaid portion of these contracts amounts to $99,799.

10. Contingent liabilities:

The nature of the Corporation's activities is such that there may be litigation pending or in prospect at any time. With respect to claims as at December 31, 2019, management believes that the Corporation has valid defenses and appropriate insurance coverage in place. In the opinion of management, the aggregate amount of any potential liability is not expected to have a material effect on the corporation's financial position.

11. Financial instruments:

(a) Fair value:

The carrying values of cash, investments, accounts receivable, accounts payable and accrued liabilities, accrued interest on long-term debt and post employment benefits approximate the fair value due to their short-term nature.

The carrying value of the long-term debt is considered to be its fair value because the interest rate approximates the market rate that would be available to the corporation for the same or similar instruments at December 31, 2019.

(b) Interest rate risk:

The long-term debt bears interest at a fixed interest rate. Consequently, the long-term debt risk exposure is minimal.

(c) Credit risk:

The corporation provides credit to its tenants during the normal course of its operations. The corporation determines on a continuing basis, the probable losses and records a provision for losses based upon the stated realizable value. Concentration of credit risk with respect to accounts receivable is limited due to the number of tenants. The corporation does not run any significant risk with respect to a single tenant.

It is management's opinion that the Corporation is not exposed to significant interest or credit risks arising from its financial instruments.

12. Budget figures:

The Renfrew County Housing Corporation prepares operating and capital budgets annually. The budget figures are reflected in the statement of operations and accumulated surplus and have not been audited. They are provided for information purposes only.

13. Management agreement:

On June 26, 2019 the Corporation signed a Management Agreement with Opeongo Non-Profit Community Residential Development Inc. to manage the day-to-day operations of it's non-profit housing complex at 124 Vimy Boulevard, Renfrew, Ontario.

Included in the Statement of Operations are the following transactions related to this Management Agreement from July 1 to December 31, 2019:

REVENUES:		
Rental and miscellaneous recoveries	$	122,166
EXPENDITURES:		
Project administration		3,824
Heat, light and power		1,787
Repairs and maintenance		45,848
Municipal taxes and water		66,050
Rent waivers and bad debts		4,657
Total expenditures		122,166
Annual surplus	$	-

14. Subsequent event:

Subsequent to December 31, 2019, the outbreak of the novel strain of coronavirus (Covid-19) has resulted in governments worldwide enacting emergency measures to combat the spread of the virus. The ongoing situation remains fluid and the Corporation is currently assessing the impacts of this on its operations. It is anticipated that the most significant negative impact will be to rental and miscellaneous recoveries. At this time, it is not possible to reliably estimate any further impacts that the global Covid-19 outbreak may have on the financial results and condition of the Corporation.

Ministry of Children, Community and Social Services

Ministère des Services à l'enfance et des sociaux et communautaires

Director's Office
Social Assistance
Service Delivery Branch

Bureau du directeur
Direction de la prestation des services en matière d'aide sociale

Ontario

July 7, 2020

Laura LePine
Ontario Works Administrator
COUNTY OF RENFREW
RR #5
Pembroke
ON K8A 6W5

Dear Laura,

We are pleased to share your 2020 Planning Allocation from the Ministry of Children, Community and Social Services (MCCSS) in the amount of $2,556,505. This Planning Allocation will form the basis of your new 2020 Transfer Payment (TP) Agreement and is made up of:

- $2,406,505 Baseline funding
- $150,000 One-time business case funding, as applicable

These amounts do not include any COVID-19 funding flexibility, as communicated on March 26th and May 13th. The breakdown of the planning allocation by program components and regional office is provided in Appendix A, enclosed with this letter.

As you know, MCCSS is preparing to launch Transfer Payment Ontario (TPON) platform; the Government of Ontario's online transfer payment management system. TPON is a one-window access to information about available funding, to request for funding and to track the status of Budget Submissions. With the launch of TPON, 2020 Budget Submissions and approved contracts will be executed using TPON. At this time, MCCSS DOES NOT REQUIRE the preparation of budget submissions and will advise later as to timelines, requirements and next steps.

Please note that in light of the current environment, due to COVID 19, the government is providing funding and reporting flexibilities for Transfer Payment (TP) Recipients by facilitating:

- Ability to reallocate funding across budget lines without prior ministry approval;
- Deferred 2019 reporting timelines; and
- Deferred/changed performance requirements.

Your program supervisor will work with your organization to capture any COVID-19 fiscal funding adjustments within your 2020 TP Service Contract. As previously communicated, you are required to track any COVID-19 related expenditures separately and these should be captured as part of your 2020 Budget Submissions and audited financial statements.

2/…

While 2020 service contracting activities are on pause, the expectation is that your organization will continue to offer the programs and services as outlined in your current contract. All terms and conditions in your current contract continue to apply, unless otherwise communicated.

If you have any questions or need more information, please do not hesitate to contact your program supervisor/MCCSS contact.

We recognise the vital role you play as a human services organization, in supporting the most vulnerable people in the Province. We thank you for your continued leadership and support in this priority area.

Sincerely,

_____
Patti Redmond,
Director, Social Assistance Service Delivery Branch

cc: Jeff Bowen, Director Social Assistance Performance & Accountability Branch
Laura Belfie, Director Social Assistance Program Policy Branch
Program Supervisor

APPENDIX A – Ontario Works Planning Allocation by Program Component

Ontario Works 2020 Planning Allocation			
(January 1, 2020 to December 31, 2020)			
Program	**Region**	**Planning Allocation by Program Component – Ministry Share**	**Program Component**
Ontario Works Administration and OW Employment Assistance - Program Delivery Fund	SA Eastern	$1,106,400	– Program Delivery Fund – 100% provincial
		$1,300,105	– Program Delivery Fund – 50-50 Provincial
		$150,000	– Program Delivery Fund – 50/50 Time-Limited
	Total	**$2,556,505**	

From: Ganesh, Ashley (MMA) <Ashley.Ganesh@ontario.ca> **On Behalf Of** Paul, Joshua (MMA)
Sent: July 8, 2020 3:37 PM
Subject: Announcement on Social Services Relief Fund Phase 2

Dear Partners:

On July 2, the Honourable Steve Clark announced an additional $150 million in new provincial funding under a second phase of the Social Services Relief Fund (SSRF). This funding brings the government's total SSRF investment to $350 million, and builds on our COVID-19 Action Plan to Protect Vulnerable Ontarians that is helping to save lives. Please refer to the link below for the News Release.

The $150 million will be one-time funding provided to Service Managers and Indigenous Program Administrators, to be committed by March 31, 2021. Similar to the initial $148 million in SSRF funding, this funding will flow through the Community Homelessness Prevention Initiative (CHPI) and the Indigenous Supportive Housing Program (ISHP).

Specific details on the initial planning allocations and amendments to the CHPI/ISHP Program Guidelines will be provided to Service Managers and Indigenous Program Administrators later this month. As well, we will introduce a new business case requirement to determine the allocation of funds based on need and spending forecasts to ensure vulnerable populations are being supported.

Similar to the initial SSRF, operating expenses will continue to be an eligible use of funds (e.g., assisting vulnerable people with activities such as food security, personal protective equipment, and housing stability initiatives). Additionally, capital expenditures will be a new eligible expense under this second phase of SSRF (e.g., renovation of existing shelters and supportive housing, as well as the purchase of facilities) to meet physical distancing and public health requirements.

Questions about this new funding can be directed to Rhona Duncan, Manager Intergovernmental and Homelessness Unit at Rhona.Duncan@ontario.ca

Thank you for your great efforts to date in delivering the current SSRF funding during the COVID-19 pandemic.

News Release:
https://news.ontario.ca/opo/en/2020/07/ontario-provides-additional-funding-to-support-municipalities-and-urban-indigenous-community-partner.html?utm_source=ondemand&utm_medium=email&utm_campaign=o

Sincerely,

Joshua Paul

Assistant Deputy Minister, Housing Division
Ministry of Municipal Affairs and Housing

Ministry of Municipal Affairs and Housing

Office of the Minister

777 Bay Street, 17th Floor
Toronto ON M7A 2J3
Tel.: 416 585-7000

Ministère des Affaires municipales et du Logement

Bureau du ministre

777, rue Bay, 17e étage
Toronto ON M7A 2J3
Tél.: 416 585-7000

Ontario

234-2020-2496

July 22, 2020

Dear Heads of Council and Chairs of District Social Services Administration Boards:

In March, our government introduced the *Protecting Tenants and Strengthening Community Housing Act, 2020* (Bill 184), which supports the government's plan to make life more affordable for Ontarians. Since that time, our government has been focussed on the health and well-being of Ontarians as we navigate through the COVID-19 outbreak.

It is with great pride that I am able to share with you the progress we have made on Bill 184. On July 22, 2020, the *Protecting Tenants and Strengthening Community Housing Act, 2020* received Royal Assent.

The Act contains amendments to the *Residential Tenancies Act, 2006*, *Housing Services Act, 2011*, *Building Code Act, 1992* and includes the *Ontario Mortgage and Housing Corporation Repeal Act, 2020*.

As I highlighted in my March 12, 2020 letter these amendments support the following priorities:

- **More Homes, More Choice: Ontario's Housing Supply Action Plan** to make it faster and easier to build housing, including rental housing, and to build the right types of homes in the right places;
- Part II of the **Community Housing Renewal Strategy** – a multi-year strategy to stabilize and grow Ontario's community housing sector; and
- **Transforming the Delivery of Building Code Services** by enabling the future creation of an administrative authority that would help deliver faster and better services to promote the safe construction of buildings in Ontario.

More details on the *Protecting Tenants and Strengthening Community Housing Act, 2020* can be found in the official news release. A copy of the Act will be available on the Ontario e-Laws website shortly (www.ontario.ca/laws).

On behalf of our government, I would like to extend our thanks for your work with the ministry leading up to the passage of this Act. We look forward to continuing to work with all of our municipal partners and are committed to continuing discussions with you in the coming months.

Sincerely,

Steve Clark
Minister

County of Renfrew 2019
Housing and Homelessness Report

2019 County of Renfrew Housing and Homelessness Report Card

Housing is a cornerstone for any community and having adequate shelter is critical to enabling residents to live, work and participate. Given the geographic expanse of Renfrew County and the uneven distribution of a diverse population within it, there are a range of housing needs that exist, whether in terms of seniors, working families, low income singles or youth. Delivery of access to housing that is affordable, adequate and suitable is a vital indicator of overall health and wellbeing. The 5 year update to the housing and homelessness plan was completed in 2019.

Through these efforts progress is being made. Our understanding of what is effective is increasing. Our work is far from done but you will see from this report that we are on the right path. Through the continuation of community partnerships we will strive to ensure that everyone has a place to call home.

	2014	2015	2016	2017	2018	2019
Population	106,306	107,169	102,394[20]	102,394[20]	102,394[20]	102, 394[20]
Population Growth (%)	1.01%	1.00%	1.1%	0%	0%	0%
Households	No data[18]	45,300	42,780	42,780	42,780	42,780
Household Growth (%)	No data[18]	1.02%	2.44%	No data	No data	No Data
Growth in Seniors (%)	No data[18]	No data[18]	56.72%	No Data	No data	No data
Non-Couple Households Growth (%)[2]	No data[18]	No data[18]	26.18%[20]	No data	No data	No Data
Unemployment Rate	8.1%	8.7%	7.8%	7.4%	5.7%	5.2%
Ontario Works Maximum Shelter Allowance for One Benefit Unit	$376	$376	$376	$376	$390	$390
Ontario Works Maximum Shelter Allowance for Two People	$602	$609	$609	$609	$642	$642
ODSP Maximum Shelter Allowance for One Benefit Unit	$474	$474	$474	$474	$497	$497
General Minimum Wage	$11.00	$11.25	$11.40	$14.00	$14.00	$14.00
Average Household Income	$76,510	$81,962	$84,830	$84,830	$84,830	$84,830
Median Household Income	$64,383	$66,503	$68,542	$68,542	$68,542	$68542
Change in Consumer Price Index from Previous Year	0.2%	2.0%	1.9%	2.2%	2.1%	1.9%

	2014	2015	2016	2017	2018	2019
Private Rental and Ownership Housing						
Average Market Rent for One-Bedroom Unit	$618[5a]	$622[5a]	635[5]	635[5]	711[5]	744[5]
Average Vacancy Rate (private rental market)	2.6%	2.6%	2.8%	2.9%	2.4%	2.9%
Average Resale House Price[7]	$222,000	$216,007	$216,752	$227,097	242,704	289,838
Social and Affordable Housing						
Number of Social Housing Units	1,397	1,397	1,397	1,397	1397	1397
Number of Households on Social Housing Waiting List as of December 31st	814	958	996	1002	1068	1539
Number of Households Housed from the Social Housing Waiting List (incl.SPP)	125	161	142	134	114	121
Number of New Applications for the Social Housing Waiting List	180	293	375	479	598	361
Total Number of New Affordable Units Created this Year	0	0	0	14	0	0
Emergency, Transitional and Supportive Housing Units						
Number of Emergency and Transitional Housing Units	39[8]	39[8]	39[8]	42[8]	42[8]	42[8]
Average Length of Stay in Emergency/Transitional Housing (weeks)	3[9]	3[9]	3[9]	3[9]	3[9]	3[9]
Shelter Occupancy Rates (%)	50[10]	50[10]	50[10]	50[10]	50[10]	50
Number of Designated Units for Victims of Domestic Violence	16[11]	16[11]	16[11]	16[11]	16[11]	16[11]
Number of Persons Moving from Shelter to Permanent Housing						
Number of Households Supportive Housing Units (outside social housing)	93[12]	93[12]	93[12]	93[12]	93[12]	93[12]

2

	2014	2015	2016	2017	2018	2019
Number of Alternative Housing Units	25[13]	25[13]	25[13]	25[13]	25[13]	25[13]
Number of Households Assisted through Homelessness Prevention Program[14]	733	949	621	804	567	508
Number of Households Assisted through County of Renfrew Homeownership Program	n/a[19]	n/a[19]	n/a[19]	14	11	0
Number of Households Assisted through the Survivors of Domestic Violence-Portable Housing Benefit	n/a	n/a	26	47	47	21
Number of Households Assisted through Ontario Renovates	44[17]	0	17	50	109	35
Number of OW Caseloads	1186	1257	1277	1357	1323	1240
Number of ODSP Caseloads	3251	3362	3511	3503	3705	3835

[1] All data provided as of December 2016 unless otherwise stated. Growth (%) is the percent change from 2015 to 2016 unless otherwise stated

[2] Households that are not a couple with or without children

[3] Average and median household incomes for 2016 are sourced from Ottawa Valley Economic Development Services and Manifold Data Mining Inc.

[4] All data provided as of December 2016 unless otherwise stated

[5] Canada Mortgage and Housing Corporation Rental Market December 2019. $513 bachelor, $744 one-bed, $867 two-bed.

[6] October 2011

[7] Canadian Real Estate Association Sales Data

[8] Bernadette McCann House (16), Columbus House (11), MacKay Manor (12)The Grind (3)

[9] Bernadette McCann House and Columbus House

[10] Bernadette McCann House

[11] Bernadette McCann House

[12] Madawaska Valley and Barry's Bay (34), Community Living Upper Ottawa Valley (24), Community Living Upper Ottawa Valley (35)

[13] Kinsmen Court

[14] Previously CSUB funding in 2011, now CHPI

[15] Year 1 Breakdown (2009)

[16] 1st pot of funding (2012)

[17] 2014 additional IAH funding

[18] No data for 2018 posted as of March 31, 2015 sourced from Ottawa Valley Economic Development and Manifold Data Mining Inc.

[20] Based on 2016 Census Data, % increase from 2011 Census Data

Our Vision:
For all County of Renfrew Residents to have a place to call home
Goal 1: Housing persons who do not have a home
Objective 1: Take a housing first approach
Objective 2: Improve access to housing and support needs
Goal 2: Preventing Homelessness and maintaining housing
Objective 3: Reinforce homelessness prevention
Objective 4: Improve access to support services and programs
Goal 3: Ensuring an adequate supply and choice of housing stability
Objective 5: Engage senior levels of government
Objective 6: Increase housng awareness and promote housng stability
Objective 7: Retain and increase supportive and affordable housing
Objective 8: Encourage development and investment in affordable, accessible and supportive housing
Objective 9: Support affordable home ownership opportunities
Goal 4: Improving coordination and capacity within the system
Objective 10: Enhance the effectiveness and coordination with housing partners
Objective 11: Improve awareness of housing services and programs
Objective 12: Enhance capacity within the system

Housing in the County of Renfrew 2019

Renfrew County Housing Corporation	6 Non-Profit Housing Providers	5 Affordable Housing Projects	19 Rent Supplement Providers	Housing Allowance
978 RGI Units	280 Units	88 Units	71 Units	137 Units

Forgivable Loan & Grants for Low-Income Homeowners

Ontario Renovates

- $3,500 for accessibility enhancements
- $10,000 for home repairs
- Forgivable loan or accessibility grant
- 35 households assisted in 2019

Emergency Minor Home Repair

- $5,000 for emergency home repairs and accessibility upgrades to assist low income homeowners to stay in their homes
- Grant
- 14 households assisted in 2019

2019

Rental Programs

Investment in Affordable Housing Shared Delivery Program

- Rental Allowance of $150/single or $250/family
- Paid directly to tenant
- 24 households assisted

Investment in Affordable Housing Direct Delivery Program

- $250 per month
- Paid directly to Landlord
- 25 households assisted

Community Homelessness Prevention Initiative Rental Allowance

- Rental Allowance of $275/single or couple with no dependents or $375/family or sole support parent
- Paid directly to Landlord
- 137 Households assisted

Survivors of Domestic Violence-Portable Housing Benefit Partnership with Lanark County

- Portable Housing Benefit of $275 for single with no dependents or $375 for sole support parent
- Paid directly to tenant
- 24 households assisted

Homelessness Prevention Program assisted 508 households with energy/utility arrears, last month's rent, eviction prevention, moving costs, and emergency shelter

Housing Renewal Strategy

Ontario Priorities Housing Initiative (OPHI)

- $817,400 disbursed amongst Non-Profit Housing providers and RCHC for capital repairs
- Projects included replacement of roof, repairing walkways, new automatic door openers, and flooring repairs

Canada-Ontario Community Housing Initiative (COCHI)

- $91,944 was allocated to a designated substance plan, with a policy and procedure development for all social housing

2019 Report on Housing & Homelessness in the County of Renfrew

Housing is a cornerstone for any community and having adequate shelter is critical to enabling residents to live, work and participate. The County of Renfrew has updated it's 10 Year Housing and Homelessness Plan outlining 4 goals and 12 key objectives. Through these efforts progress is being made. Our understanding of what is effective is increasing. Our work is far from done but you will see from the diagram below that we are on the right path. Through the continuation of community partnerships we will endeavor to ensure that everyone has a place to call home.

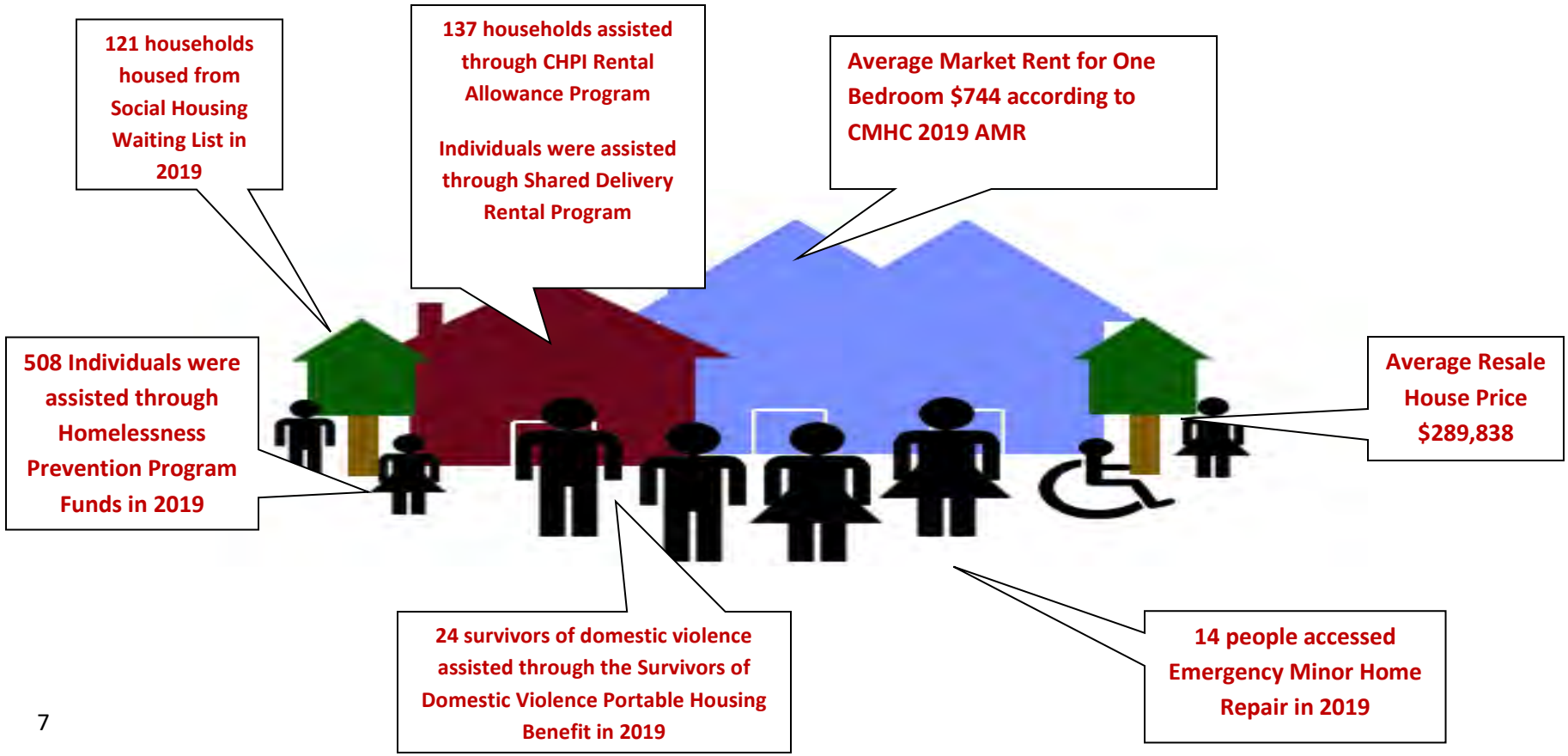

From: Social Assistance (MCCSS) <Social.Assistance@ontario.ca>
Sent: Monday, July 27, 2020 4:21 PM
To: Social Assistance (MCCSS)
Subject: Ending the Emergency Benefit

Ending the Emergency Benefit

FYI for

1. Ontario Works Administrators (Municipalities and DSSABs)
2. First Nations Ontario Works Administrators
3. Social Assistance Program Managers
4. Program Supervisors
5. Ontario Works Managers and Staff
6. Social Assistance Operations Division Staff
7. Social Assistance Policy, Planning and Innovation Division Staff

Quick Summary

As of July 31, 2020, the Emergency Benefit (EB) will no longer be available.

Ontario Works Administrators have the discretion to continue providing COVID-related supports to Ontario Works and ODSP clients through regular Ontario Works Discretionary Benefits policy and funding envelope.

What's Happening

On April 30, 2020, the ministry communicated to staff that the one-time EB for March/April was being extended for May, June and July 2020. As of July 31, 2020, no EB payments may be issued.

Per EB policy, the benefit should not be provided retroactively. This means that any client who applies after July 31, 2020 should not receive the EB.

Please note that clients are eligible to receive an EB payment in the month in which they apply even if the request is processed by staff in another month. For example, if a client applies on July 31, 2020, but the caseworker does not process the request until August 3,2020 the client would be eligible for an EB payment for the month of July.

An "Emergency Benefit Ending" client letter template is available on the SA Extranet to assist staff (EN, FR). While it may not be possible to send this letter to all clients receiving the EB, the ministry recommends that letters be sent to EB clients where appropriate.

Ontario Works Administrators have the discretion to continue providing supports for exceptional COVID-related needs to Ontario Works and ODSP clients for August or future months through their regular Discretionary Benefits funding envelope.

As previously communicated, the ministry temporarily lifted the maximum spending cap on discretionary benefits in March and April 2020. The discretionary benefits cap was re-introduced as of May 1, 2020.

Additional Q&As regarding the ending of the EB are available on the SA Extranet.

Sent from

Patti Redmond, Director
Social Assistance Service Delivery Branch

Laura Belfie, Director
Social Assistance Program Policy Branch

Ministry of Education
Early Years and Child Care Division

315 Front Street West, 11th floor
Toronto ON M5V 3A4

Ministère de l'Éducation
Division de la petite enfance et de la garde d'enfants

315, rue Front Ouest, 11e étage
Toronto ON M5V 3A4

Ontario

TO: Consolidated Municipal Service Managers and District Social Service Administration Boards

FROM: Shannon Fuller
Assistant Deputy Minister
Early Years and Child Care Division

DATE: June 11, 2020

SUBJECT: Child Care & EarlyON Sector Funding – Reopening Plan

---

Thank you again for your continued partnership during this unprecedented, and evolving time. The health and safety of Ontario's children and families is our mutual priority and we appreciate your ongoing feedback.

We know that the COVID-19 outbreak is having significant impacts on families and on the child care sector. Further to the memo sent on June 9 with operational guidance, I am pleased to provide you with the funding guidance for Ontario's child care reopening plan and the funding approach that will be in place during the reopening period until the end of August.

The objective of the funding approach is to build upon the principles set out in the sustainability plan, and to support the child care sector financially as it transitions to reopening and serving families.

Funding Guidance for Reopening Child Care

The government has announced that, starting June 12, child care centres are able to reopen throughout the province to support parents returning to work. Centres are required to follow strict operational requirements to support the health and safety of children, families and staff. The operational guidance document can be accessed at the following link:
http://www.edu.gov.on.ca/childcare/child-care-re-opening-operational-guidance.pdf

The funding guidance document that we are releasing today (attached to this memo), provides the funding parameters that CMSMs/DSSABs must follow while supporting operators and the child care sector during the child care reopening period until the end of August. The funding parameters can be summarized by the following points:

- Available federal supports in Canada's COVID-19 Economic Response Plan must continue to be maximized.
- Funding will be provided to assist with reduced capacity in child care centres that reopen and increased personal protective equipment (PPE) and cleaning costs (over and above regular cleaning costs prior to COVID-19).
- Funding will also be provided to support the increased staffing levels required in child care centres for reopening (such as, screening, cleaning, coverage etc.).
- Funding continues to be provided following the sustainability plan principles (i.e. funding parameters during the closure period) for child care centres and EarlyON Child and Family Centres that remain closed in the reopening phase, to support eligible fixed overhead costs and EarlyON virtual programming.

Provincial funding to support reopening child care will be contingent on operators not increasing parent fees. Operators will need to maintain parent fees at a pre-closure level (i.e. in March 2020) until the end of August. CMSMs/DSSABs should work with operators to ensure that parent fees will not be higher than the fees charged prior to the closure period.

Similar to the closure period, provincial funding will continue to be provided through CMSMs/DSSABs for child care operators that have a purchase of service agreement for general operating and/or fee subsidies. CMSMs/DSSABs will work directly with child care operators in their area.

Child care operators who do not have a purchase of service agreement can apply directly to the province for funding to support this reopening phase. Not having a purchase of service agreement is defined as not having a purchase of service agreement for general operating and/or fee subsidy funding with a CMSM/DSSAB.

Please note that school boards will continue to not charge rent to child care or EarlyON centres located in schools until schools reopen in September.

Funding Reconciliation

The Ministry is committed to streamlining the funding reconciliation for the closure and reopening periods. The reconciliation will follow the following principles:

- The Ministry will work in partnership with CMSMs/DSSABs in a flexible and supportive way, while ensuring the reconciliation process is completed following the established parameters.
- Expenditures must meet the parameters outlined by the Ministry for the sustainability plan and for the reopening phases. The Ministry will continue to work closely with partners throughout the reopening phases.

- Completing Emergency Child Care budgets should be the priority to support these programs. The Ministry will continue to work with service system managers throughout the emergency period and will review the actual costs incurred.
- No repayment of funds is expected from CMSMs/DSSABs. Based on the reconciliation, should there be funds owing to the Ministry related to the closure period and reopening phases, it will be offset from a future cash flow payment, and this will apply as we move forward to the reopening phases.
- No repayment of funds is expected from operators. Based on the reconciliation between operators and CMSMs/DSSABs, should there be funds owing from the operators to CMSMs/DSSABs related to the closure period and reopening phases, it should be offset from a future cash flow payment and this should apply as we move forward to the reopening phases.
- No repayment of funds is expected from staff that received provincial funding for wages during the closure period prior to the announcement of the sustainability plan principles. Operators are required to optimize the supports available through the Federal COVID-19 Economic Response Plan that best meet the needs of their staff. We continue to encourage service system managers to use municipal contributions and Federal ELCC funding to support the wage top-up retroactively, to ensure that operators and their staff are supported.
- The reconciliation should not place undue hardship on municipal budgets. It is expected that Federal ELCC funding and municipal contributions will be sufficient to cover the 25% top-up portion of wages. If there is a shortfall, provincial funding can be used to support this commitment in order to not create undue municipal pressures.

Canada Emergency Commercial Rent Assistance (CECRA) Update

On May 11, the government announced that provincial funding will be provided by the Ministry of Education for eligible child care operators who benefit from the CECRA to pay the tenant portion (25%) of rent as outlined in CECRA.

We have heard from you that many landlords were not eligible or did not apply for the CECRA, and as a result, these operators are still struggling with rent costs. I am pleased to let you know that provincial funding will now be provided for child care operators whose landlords were not eligible for the CECRA program during the closure period. Operators whose landlords are not eligible for CECRA can receive 75% of their rent for the closure period from the Province. For operators with landlords that are unwilling to apply for CECRA, the ministry will fund the 25% tenant portion of rent for the closure period.

These supports are being provided in conjunction with the recent change to temporarily suspend commercial tenancy evictions by landlords that have small

business tenants that would be eligible for rent support through the *Canada Emergency Commercial Rent Assistance (CECRA)* program.

Ontario Child Care Tax Credit

In 2019, the government introduced the Ontario child care tax credit, which is a support available to parents to assist with parent fees. Eligible families can claim up to 75% of their eligible child care expenses, including services provided by child care centres, homes and camps.

For more information, please visit the child care tax credit website: https://www.ontario.ca/page/ontario-child-care-tax-credit

Next Steps

Financial Analysts and Early Years Advisors at the Ministry will continue to work with CMSMs/DSSABs on individual plans and the funding reconciliation during the closure and reopening stages. We are committed to streamlining the funding reconciliation for the closure and reopening periods and will provide CMSMs and DSSABs with further direction.

We are grateful for your partnership and look forward to our continued collaboration going forward. The Ministry continues to depend on service system managers, and your knowledge of the needs of your communities, to make decisions that best support the early years and child care sector in your service areas. Please continue to let us know how we can support your efforts during this challenging time.

Thank you,
Shannon Fuller

Ministry of Education
Early Years and Child Care Division

315 Front Street West, 11th floor
Toronto ON M5V 3A4

Ministère de l'Éducation
Division de la petite enfance et de la garde d'enfants

315, rue Front Ouest, 11e étage
Toronto ON M5V 3A4

Ontario

TO: Consolidated Municipal Service Managers / District Social Services Administration Boards
Licensed Child Care Operators
Chairs of District School Board
Directors of Education
Secretary/Treasurers of School Authorities

FROM: Shannon Fuller
Assistant Deputy Minister
Early Years and Child Care Division

DATE: July 22, 2020

SUBJECT: Revised Operational Guidance for Child Care Programs

---

As the child care sector continues the important work of re-opening, I am happy to share a revised version of the Operational Guidance During COVID-19 Outbreak resource with you today. The resource has been revised to reflect the change in cohort size in child care centres as of July 27, 2020, as well as other changes in consultation with the Ministry of Health and through conversations with the sector. We continue to put the health and safety of Ontario's children, families, child care centre staff and home child care providers at the forefront, and we are basing the revisions and updated information on advice from Dr. David Williams, Ontario's Chief Medical Officer of Health and the experts at the COVID-19 Command Table.

Key changes are listed upfront in the guidance document and include:

- Increased cohort size for child care centres from up to 10 individuals per room to up to 15 children plus staff per room as of July 27, 2020;
- Revised guidance on how screening must be conducted;
- Revised guidance related to testing for COVID-19;
- Revised protocols for when an individual shows symptoms or becomes sick; and,
- Revised language about physical barriers between cohorts.

The guidance document is designed to be used in conjunction with the *Child Care and Early Years Act, 2014* and its regulations, direction provided by a local public health unit, and other available resources, like the Child Care Centre and Home Child Care Agency Licensing Manuals. Where there are differences between the guidance document and other materials (e.g., licensing manuals), the guidance document prevails; however, child care programs must ensure they are following any direction from their local public health unit, even if it contradicts this resource.

Additionally, the ministry has developed a new resource entitled, *Building on How Does Learning Happen? Pedagogical approaches to re-opening licensed child care*. This resource shares ideas, reflective questions and lessons learned from emergency child care to help to support child care and early years settings as they work to provide healthy physical, social and emotional spaces for children and their families as they gradually re-open.

The Ministry of Education continues to work with the Ministry of Health and other sector partners on the health and safety restrictions in place and will make updates and amendments as the situation safely allows. The ministry remains committed to working closely with all partners to support children and families and to keep everyone safe.

Thank you,

Shannon Fuller

COUNTY OF RENFREW

BY-LAW NUMBER 88-20

A BY-LAW TO CONFIRM THE PROCEEDINGS OF THE COUNCIL OF THE COUNTY OF RENFREW AT THE MEETING HELD ON AUGUST 26, 2020

WHEREAS Subsection 5(1) of the *Municipal Act, 2001, S.O. 2001, Chapter 25*, as amended, provides that the powers of a municipal corporation are to be exercised by its Council;

AND WHEREAS Subsection 5(3) of the said Municipal Act provides that the powers of every Council are to be exercised by by-law;

AND WHEREAS it is deemed expedient that the proceedings of the Council of the County of Renfrew at this meeting be confirmed and adopted by by-law;

THEREFORE the Council of the County of Renfrew enacts as follows:

1. The action of the Council of the County of Renfrew in respect of each motion and resolution passed and other action taken by the Council of the County of Renfrew at this meeting is hereby adopted and confirmed as if all such proceedings were expressly embodied in this by-law.

2. The Warden and the appropriate officials of the County of Renfrew are hereby authorized and directed to do all things necessary to give effect to the action of the Council of the County of Renfrew referred to in the preceding section.

3. The Warden, and the Clerk, or in the absence of the Clerk the Deputy Clerk, are authorized and directed to execute all documents necessary in that behalf and to affix thereto the corporate seal of the County of Renfrew.

4. That this By-law shall come into force and take effect upon the passing thereof.

READ a first time this 26th day of August 2020.

READ a second time this 26th day of August 2020.

READ a third time and finally passed this 26th day of August 2020.

_____ _____

DEBBIE ROBINSON, WARDEN PAUL V. MOREAU, CLERK